



ARMOY ROAD RACE

The Race of Legends

Friday 27th & Saturday 28th July 2012

promoted by
Armoy Motorcycle Road Racing Club
www.amrrc.com



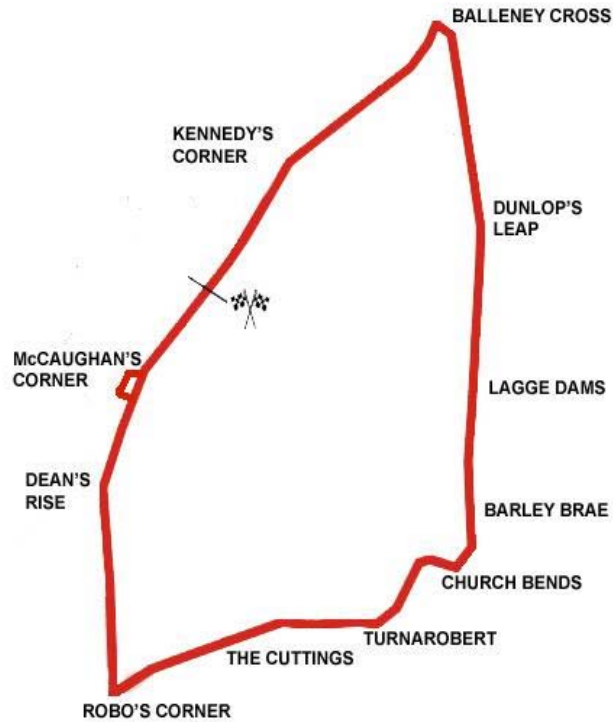
**MERMAID SUPPORTERS CLUB
& RAINBOW International
JUNIOR SUPPORT**



northernireland
tourist board



Armoiy Circuit 3.008 miles



Lap Records

Class	Rider	Machine	m s	mph	Year
125cc	William Dunlop	Honda	2 02.397	88.473	2010
Moto 3	to be established				
Moto 450	Ryan Farquhar	Kawasaki	2 00.910	89.561	2011
250cc	Davy Morgan	Honda	1 54.978	94.181	2011
Supersport 400	Robbie Lyall	Kawasaki	2 02.187	88.625	2011
Supertwins	Ryan Farquhar	Kawasaki 650	1 54.130	94.881	2011
Supersport	Michael Dunlop	Yamaha	1 46.448	101.729	2011
Superbike	Michael Dunlop	Kawasaki	1 42.919	105.217	2011
Senior Support	Alan Bonner	Yamaha 600	1 53.302	95.575	2010
Junior Support	Ciaran Donnelly	Honda 250	1 56.206	93.186	2011
Classic 1000cc	Richard Ford	Norton 750	2 07.957	84.628	2011
Classic 500cc	Freddie Stewart	Honda	2 11.491	82.354	2011
Classic 350cc	Keith Costello	Honda	2 15.054	80.181	2011
Classic 250cc	Jeff Ward	Suzuki	2 18.732	78.056	2011

MOST WINS at ARMOY ROAD RACE

Ryan Farquhar	9	2009-11
Michael Dunlop	5	2009-11
William Dunlop	3	2010-11
Dean Harrison	2	2010

ALL TIME IRISH ROAD RACE WINNERS (after the Race of the South 2012)

Most Wins at All Irish Road Race Meetings

1.	Ryan Farquhar	195	1995-12
2.	Joey Dunlop	156	1971-00
3.	Robert Dunlop	135	1980-08
4.	Ray McCullough	109	1960-82
	Phillip McCallen	109	1987-99
6.	Brian Reid	78	1980-94
7.	Darran Lindsay	75	1999-06
	William Dunlop	75	2005-12
9.	James Courtney	66	1992-99
10.	Adrian Archibald	64	1994-06

RIVER RIDGE RECYCLING ARMOY ROAD RACE



JUNIOR SUPPORT


Qualifying

Friday, 27 July 2012

Pos	Class	No	Name	Machine / Sponsor	----- Best Lap -----			On	Laps
					Time	Behind	Speed		
Qualifying Classification									
1	SJUN	74	Tommy HENRY	Honda 250 - Hugh O'Kane Motors	2:04.280		87.132	4	5
2	SJUN	106	Bernard DALY	Kawasaki 400 - DDRRSC	2:05.299	1.019	86.424	6	8
3	SJUN	77	Mark SHIELS	Kawasaki 650 - KHL	2:06.142	1.862	85.846	6	8
4	SJUN	30	Aron HATCH	Suzuki 650 - Mongey Transport	2:06.330	2.050	85.718	6	8
5	SJUN	50	Peter O'FLAHERTY	Suzuki 650	2:06.632	2.352	85.514	7	8
6	SJUN	18	Vic ALLAN	Kawasaki 650	2:07.083	2.803	85.210	4	7
7	SJUN	174	Rodney PATTON	Suzuki 650 - Patton Racing	2:07.197	2.917	85.134	7	7
8	SJUN	69	Ronnie SCOTT	Kawasaki 650	2:07.425	3.145	84.982	7	7
9	SJUN	118	Tommy HEAPHY	Suzuki 650 - Best Bikes Armagh	2:08.046	3.766	84.570	7	8
10	SJUN	32	Stephen McKEOWN	Suzuki 650 - DTR Tyres	2:08.419	4.139	84.324	7	8
11	SJUN	153	Noel BERTRAM	Suzuki 650	2:08.510	4.230	84.264	7	8
12	SJUN	168	Noel MURPHY	Suzuki 650 - Smurf Racing	2:09.658	5.378	83.518	6	8
13	SJUN	176	James CHRISTIE	Suzuki 650 - Team JCR	2:10.565	6.285	82.938	6	8
14	SJUN	97	William HARA	Suzuki 650 - Dennis Patton	2:10.805	6.525	82.786	6	8
15	SJUN	11	John CAHILL	Suzuki 650	2:11.052	6.772	82.630	7	7
16	SJUN	38	Derek WILKIE	Kawasaki 400	2:12.725	8.445	81.588	3	7
17	SJUN	125	Bryan HARDING	Honda 250	2:13.053	8.773	81.387	6	6
18	SJUN	21	Roy SCOTT	Yamaha 400 - Knipe	2:13.576	9.296	81.068	6	8
19	SJUN	42	Brian LOUGHLIN	Suzuki 650	2:14.500	10.220	80.512	6	7
20	SJUN	25	Mark WADDELL	Honda 250	2:14.523	10.243	80.498	6	7
21	SJUN	10	Noel BOYD	Kawasaki 650 - McKinsty Racing	2:14.942	10.662	80.248	6	7
22	SJUN	92	Michael LARKIN	Suzuki 650 - GL Racing	2:14.988	10.708	80.220	6	7
23	SJUN	61	Roy McLARNON	Suzuki 650 - RMLR	2:15.140	10.860	80.130	6	7
24	SJUN	12	Richard FORD	Kawasaki 650 - RMKD	2:15.891	11.611	79.687	3	6
25	SJUN	55	Andy SCULLY	Suzuki 650	2:18.179	13.899	78.368	2	2
26	SJUN	16	Roy BEATTIE	Kawasaki 400	2:18.243	13.963	78.332	7	7
27	SJUN	56	Derek SCUFFIL	Kawasaki 400	2:19.205	14.925	77.790	2	2
28	SJUN	79	John McALLISTER	Kawasaki 400 - Mac Racing	2:25.669	21.389	74.338	2	2
29	SJUN	197	Sam WILSON	Honda 250 - Logan Racing	3:32.673	1:28.393	50.918	1	1

Provisional result to be confirmed by the Stewards of the Meeting subject to completion of technical inspections & the time limit for protests

Page 1 / 1

Circuit	Armoey	Signed		Organising Club	Armoey MRRC
Length(miles)	3.0080		Chief Timekeeper	Qualifying Started	16:52
Weather	Cloudy	Issued At:	17:11		
Track	Dry				



MCUI Ulster
Centre Timing
powered by
e-Laps timing software

www.elaps-timing.com



RIVER RIDGE RECYCLING ARMOY ROAD RACE



JUNIOR SUPPORT

Qualifying

Friday, 27 July 2012

DETAILED RESULT

Qualifying Classification

Position

1 74 Tommy HENRY

Behind

Best Time **2:04.280** Best Speed **87.132** On **4** Gp **a**

Lap	Elapsed Time	Lap Time	Lap Speed
1	3:25.722	3:25.722	52.638
2	5:36.721	2:10.999	82.663
3	7:42.483	2:05.762	86.106
4	9:46.763	2:04.280	87.132
5	11:55.067	2:08.304	84.400

2 106 Bernard DALY

Behind **1.019**

Best Time **2:05.299** Best Speed **86.424** On **6** Gp **a**

Lap	Elapsed Time	Lap Time	Lap Speed
1	2:33.665	2:33.665	70.470
2	4:41.823	2:08.158	84.496
3	6:48.298	2:06.475	85.620
4	8:56.012	2:07.714	84.789
5	11:02.924	2:06.912	85.325
6	13:08.223	2:05.299	86.424
7	15:13.789	2:05.566	86.240
8	17:23.166	2:09.377	83.700

3 77 Mark SHIELS

Behind **1.862**

Best Time **2:06.142** Best Speed **85.846** On **6** Gp **a**

Lap	Elapsed Time	Lap Time	Lap Speed
1	3:27.544	3:27.544	52.176
2	5:39.455	2:11.911	82.092
3	7:49.364	2:09.909	83.357
4	9:58.423	2:09.059	83.906
5	12:06.350	2:07.927	84.648
6	14:12.492	2:06.142	85.846
7	16:18.665	2:06.173	85.825
8	18:29.134	2:10.469	82.999

4 30 Aron HATCH

Behind **2.050**

Best Time **2:06.330** Best Speed **85.718** On **6** Gp **a**

Lap	Elapsed Time	Lap Time	Lap Speed
1	3:35.516	3:35.516	50.246
2	5:46.114	2:10.598	82.917
3	7:56.282	2:10.168	83.191
4	10:04.522	2:08.240	84.442
5	12:12.147	2:07.625	84.849
6	14:18.477	2:06.330	85.718
7	16:27.902	2:09.425	83.669
8	18:36.347	2:08.445	84.307

Qualifying Classification

Position

5 50 Peter O'FLAHERTY

Behind **2.352**

Best Time **2:06.632** Best Speed **85.514** On **7** Gp **a**

Lap	Elapsed Time	Lap Time	Lap Speed
1	2:33.542	2:33.542	70.527
2	4:42.790	2:09.248	83.783
3	6:50.061	2:07.271	85.085
4	8:57.796	2:07.735	84.776
5	11:05.406	2:07.610	84.859
6	13:13.009	2:07.603	84.863
7	15:19.641	2:06.632	85.514
8	17:29.071	2:09.430	83.665

6 18 Vic ALLAN

Behind **2.803**

Best Time **2:07.083** Best Speed **85.210** On **4** Gp **a**

Lap	Elapsed Time	Lap Time	Lap Speed
1	3:27.660	3:27.660	52.147
2	5:42.665	2:15.005	80.210
3	7:55.201	2:12.536	81.705
4	10:02.284	2:07.083	85.210
5	12:12.058	2:09.774	83.444
6	14:20.070	2:08.012	84.592
7	16:28.738	2:08.668	84.161

7 174 Rodney PATTON

Behind **2.917**

Best Time **2:07.197** Best Speed **85.134** On **7** Gp **a**

Lap	Elapsed Time	Lap Time	Lap Speed
1	2:54.382	2:54.382	62.098
2	5:03.839	2:09.457	83.648
3	7:12.418	2:08.579	84.219
4	9:21.534	2:09.116	83.869
5	11:30.744	2:09.210	83.808
6	13:39.204	2:08.460	84.297
7	15:46.401	2:07.197	85.134

8 69 Ronnie SCOTT

Behind **3.145**

Best Time **2:07.425** Best Speed **84.982** On **7** Gp **a**

Lap	Elapsed Time	Lap Time	Lap Speed
1	3:34.635	3:34.635	50.452
2	5:46.839	2:12.204	81.910
3	7:59.275	2:12.436	81.766
4	10:10.261	2:10.986	82.671
5	12:20.461	2:10.200	83.171
6	14:28.371	2:07.910	84.660
7	16:35.796	2:07.425	84.982

RIVER RIDGE RECYCLING ARMOY ROAD RACE



JUNIOR SUPPORT

Qualifying

Friday, 27 July 2012

DETAILED RESULT

Qualifying Classification

Position

9 118 Tommy HEAPHY

Behind 3.766

Best Time **2:08.046** Best Speed **84.570** On 7 Gp a

Lap	Elapsed Time	Lap Time	Lap Speed
1	3:03.298	3:03.298	59.078
2	5:21.054	2:17.756	78.609
3	7:32.996	2:11.942	82.072
4	9:47.193	2:14.197	80.693
5	11:57.327	2:10.134	83.213
6	14:07.118	2:09.791	83.433
7	16:15.164	2:08.046	84.570
8	18:29.579	2:14.415	80.562

Qualifying Classification

Position

12 168 Noel MURPHY

Behind 5.378

Best Time **2:09.658** Best Speed **83.518** On 6 Gp a

Lap	Elapsed Time	Lap Time	Lap Speed
1	2:38.362	2:38.362	68.380
2	4:52.648	2:14.286	80.640
3	7:06.152	2:13.504	81.112
4	9:18.975	2:12.823	81.528
5	11:30.737	2:11.762	82.185
6	13:40.395	2:09.658	83.518
7	15:50.179	2:09.784	83.437
8	18:01.996	2:11.817	82.150

10 32 Stephen McKEOWN

Behind 4.139

Best Time **2:08.419** Best Speed **84.324** On 7 Gp a

Lap	Elapsed Time	Lap Time	Lap Speed
1	3:10.387	3:10.387	56.878
2	5:24.078	2:13.691	80.999
3	7:35.321	2:11.243	82.510
4	9:46.161	2:10.840	82.764
5	11:55.914	2:09.753	83.457
6	14:05.290	2:09.376	83.700
7	16:13.709	2:08.419	84.324
8	18:32.896	2:19.187	77.800

13 176 James CHRISTIE

Behind 6.285

Best Time **2:10.565** Best Speed **82.938** On 6 Gp a

Lap	Elapsed Time	Lap Time	Lap Speed
1	2:42.929	2:42.929	66.463
2	4:57.258	2:14.329	80.614
3	7:10.486	2:13.228	81.280
4	9:23.017	2:12.531	81.708
5	11:34.130	2:11.113	82.591
6	13:44.695	2:10.565	82.938
7	15:58.218	2:13.523	81.101
8	18:12.827	2:14.609	80.446

11 153 Noel BERTRAM

Behind 4.230

Best Time **2:08.510** Best Speed **84.264** On 7 Gp a

Lap	Elapsed Time	Lap Time	Lap Speed
1	2:56.228	2:56.228	61.448
2	5:07.548	2:11.320	82.461
3	7:16.564	2:09.016	83.934
4	9:25.470	2:08.906	84.005
5	11:34.460	2:08.990	83.951
6	13:44.976	2:10.516	82.969
7	15:53.486	2:08.510	84.264
8	18:02.569	2:09.083	83.890

14 97 William HARA

Behind 6.525

Best Time **2:10.805** Best Speed **82.786** On 6 Gp a

Lap	Elapsed Time	Lap Time	Lap Speed
1	2:59.879	2:59.879	60.200
2	5:16.621	2:16.742	79.191
3	7:27.450	2:10.829	82.771
4	9:54.645	2:27.195	73.568
5	12:06.419	2:11.774	82.177
6	14:17.224	2:10.805	82.786
7	16:28.409	2:11.185	82.546
8	18:42.461	2:14.052	80.781

RIVER RIDGE RECYCLING ARMOY ROAD RACE



JUNIOR SUPPORT

Qualifying

Friday, 27 July 2012

DETAILED RESULT

Qualifying Classification

Position

15 11 John CAHILL

Behind 6.772

Best Time 2:11.052 Best Speed 82.630 On 7 Gp a

Lap	Elapsed Time	Lap Time	Lap Speed
1	3:20.625	3:20.625	53.975
2	5:33.302	2:12.677	81.618
3	7:47.392	2:14.090	80.758
4	10:00.087	2:12.695	81.607
5	12:11.532	2:11.445	82.383
6	14:24.073	2:12.541	81.702
7	16:35.125	2:11.052	82.630

16 38 Derek WILKIE

Behind 8.445

Best Time 2:12.725 Best Speed 81.588 On 3 Gp a

Lap	Elapsed Time	Lap Time	Lap Speed
1	3:45.406	3:45.406	48.041
2	6:02.763	2:17.357	78.837
3	8:15.488	2:12.725	81.588
4	10:30.607	2:15.119	80.143
5	12:48.376	2:17.769	78.601
6	15:04.054	2:15.678	79.812
7	17:20.466	2:16.412	79.383

17 125 Bryan HARDING

Behind 8.773

Best Time 2:13.053 Best Speed 81.387 On 6 Gp a

Lap	Elapsed Time	Lap Time	Lap Speed
1	3:21.276	3:21.276	53.801
2	5:38.775	2:17.499	78.755
3	7:54.016	2:15.241	80.070
4	10:08.159	2:14.143	80.726
5	12:22.483	2:14.324	80.617
6	14:35.536	2:13.053	81.387

18 21 Roy SCOTT

Behind 9.296

Best Time 2:13.576 Best Speed 81.068 On 6 Gp a

Lap	Elapsed Time	Lap Time	Lap Speed
1	2:58.414	2:58.414	60.695
2	5:15.795	2:17.381	78.823
3	7:30.716	2:14.921	80.260
4	9:46.708	2:15.992	79.628
5	12:00.356	2:13.648	81.025
6	14:13.932	2:13.576	81.068
7	16:27.955	2:14.023	80.798
8	18:57.243	2:29.288	72.536

Qualifying Classification

Position

19 42 Brian LOUGHLIN

Behind 10.220

Best Time 2:14.500 Best Speed 80.512 On 6 Gp a

Lap	Elapsed Time	Lap Time	Lap Speed
1	3:45.099	3:45.099	48.107
2	6:05.051	2:19.952	77.375
3	8:24.508	2:19.457	77.650
4	10:41.824	2:17.316	78.860
5	12:56.897	2:15.073	80.170
6	15:11.397	2:14.500	80.512
7	17:27.397	2:15.1000	79.624

20 25 Mark WADDELL

Behind 10.243

Best Time 2:14.523 Best Speed 80.498 On 6 Gp a

Lap	Elapsed Time	Lap Time	Lap Speed
1	3:39.142	3:39.142	49.415
2	6:01.648	2:22.506	75.988
3	8:21.029	2:19.381	77.692
4	10:39.588	2:18.559	78.153
5	12:55.659	2:16.071	79.582
6	15:10.182	2:14.523	80.498
7	17:28.233	2:18.051	78.441

21 10 Noel BOYD

Behind 10.662

Best Time 2:14.942 Best Speed 80.248 On 6 Gp a

Lap	Elapsed Time	Lap Time	Lap Speed
1	3:22.084	3:22.084	53.586
2	5:40.858	2:18.774	78.032
3	7:55.894	2:15.036	80.192
4	10:11.903	2:16.009	79.618
5	12:28.178	2:16.275	79.463
6	14:43.120	2:14.942	80.248
7	17:01.202	2:18.082	78.423

22 92 Michael LARKIN

Behind 10.708

Best Time 2:14.988 Best Speed 80.220 On 6 Gp a

Lap	Elapsed Time	Lap Time	Lap Speed
1	3:41.779	3:41.779	48.827
2	6:03.401	2:21.622	76.463
3	8:22.595	2:19.194	77.796
4	10:38.117	2:15.522	79.904
5	12:53.217	2:15.100	80.154
6	15:08.205	2:14.988	80.220
7	17:24.943	2:16.738	79.194

RIVER RIDGE RECYCLING ARMOY ROAD RACE



JUNIOR SUPPORT

Qualifying

Friday, 27 July 2012

DETAILED RESULT

Qualifying Classification

Position

23 61 Roy McLARNON

Behind 10.860

Best Time 2:15.140 Best Speed 80.130 On 6 Gp a

Lap	Elapsed Time	Lap Time	Lap Speed
1	3:46.556	3:46.556	47.797
2	6:05.466	2:18.910	77.956
3	8:23.744	2:18.278	78.312
4	10:41.046	2:17.302	78.868
5	12:58.859	2:17.813	78.576
6	15:13.999	2:15.140	80.130
7	17:32.169	2:18.170	78.373

24 12 Richard FORD

Behind 11.611

Best Time 2:15.891 Best Speed 79.687 On 3 Gp a

Lap	Elapsed Time	Lap Time	Lap Speed
1	3:27.297	3:27.297	52.238
2	5:46.052	2:18.755	78.043
3	8:01.943	2:15.891	79.687
4	10:17.844	2:15.901	79.682
5	12:39.595	2:21.751	76.393
6	15:42.934	3:03.339	59.064

25 55 Andy SCULLY

Behind 13.899

Best Time 2:18.179 Best Speed 78.368 On 2 Gp a

Lap	Elapsed Time	Lap Time	Lap Speed
1	2:58.742	2:58.742	60.583
2	5:16.921	2:18.179	78.368

26 16 Roy BEATTIE

Behind 13.963

Best Time 2:18.243 Best Speed 78.332 On 7 Gp a

Lap	Elapsed Time	Lap Time	Lap Speed
1	3:48.030	3:48.030	47.488
2	6:09.944	2:21.914	76.305
3	8:31.478	2:21.534	76.510
4	10:54.054	2:22.576	75.951
5	13:13.790	2:19.736	77.495
6	15:32.578	2:18.788	78.024
7	17:50.821	2:18.243	78.332

Qualifying Classification

Position

27 56 Derek SCUFFIL

Behind 14.925

Best Time 2:19.205 Best Speed 77.790 On 2 Gp a

Lap	Elapsed Time	Lap Time	Lap Speed
1	2:57.465	2:57.465	61.019
2	5:16.670	2:19.205	77.790

28 79 John McALLISTER

Behind 21.389

Best Time 2:25.669 Best Speed 74.338 On 2 Gp a

Lap	Elapsed Time	Lap Time	Lap Speed
1	2:58.182	2:58.182	60.774
2	5:23.851	2:25.669	74.338

29 197 Sam WILSON

Behind 1:28.393

Best Time 3:32.673 Best Speed 50.918 On 1 Gp a

Lap	Elapsed Time	Lap Time	Lap Speed
1	3:32.673	3:32.673	50.918

RIVER RIDGE RECYCLING ARMOY ROAD RACE**Sorted on Best Lap time**

JUNIOR SUPPPORT

Armoey 3.008 Miles

Junior Support Qualifying

27/07/2012 16:20

Practice started at 16:52:54

Pos	Class	No.	Name	Machine	Sponsor	SpdTr	Best
1	SJUN	74	Tommy HENRY	Honda 250	Hugh O'Kane Motors		136.208
2	SJUN	106	Bernard DALY	Kawasaki 400	DDRRSC		127.541
3	SJUN	77	Mark SHIELDS	Kawasaki 650	KHL		129.165
4	SJUN	30	Aron HATCH	Suzuki 650	Mongey Transport		129.062
5	SJUN	50	Peter O'FLAHERTY	Suzuki 650			127.042
6	SJUN	18	Vic ALLAN	Kawasaki 650			129.681
7	SJUN	174	Rodney PATTON	Suzuki 650	Patton Racing		125.181
8	SJUN	69	Ronnie SCOTT	Kawasaki 650			121.709
9	SJUN	118	Tommy HEAPHY	Suzuki 650	Best Bikes Armagh		120.178
10	SJUN	32	Stephen McKEOWN	Suzuki 650	DTR Tyres		123.187
11	SJUN	153	Noel BERTRAM	Suzuki 650			128.449
12	SJUN	168	Noel MURPHY	Suzuki 650	Smurf Racing		128.246
13	SJUN	176	James CHRISTIE	Suzuki 650	Team JCR		122.167
14	SJUN	97	William HARA	Suzuki 650	Dennis Patton		124.605
15	SJUN	11	John CAHILL	Suzuki 650			119.823
16	SJUN	38	Derek WILKIE	Kawasaki 400			123.280
17	SJUN	125	Bryan HARDING	Honda 250			120.000
18	SJUN	21	Roy SCOTT	Yamaha 400	Knipe		123.187
19	SJUN	42	Brian LOUGHLIN	Suzuki 650			114.338
20	SJUN	25	Mark WADDELL	Honda 250			118.425
21	SJUN	10	Noel BOYD	Kawasaki 650	McKinstry Racing		118.945
22	SJUN	92	Michael LARKIN	Suzuki 650	GL Racing		115.149
23	SJUN	61	Roy McLARNON	Suzuki 650	RMLR		119.646
24	SJUN	12	Richard FORD	Kawasaki 650	RMKD		128.755
25	SJUN	55	Andy SCULLY	Suzuki 650			113.697
26	SJUN	16	Roy BEATTIE	Kawasaki 400			118.425
27	SJUN	56	Derek SCUFFIL	Kawasaki 400			109.777
28	SJUN	79	John McALLISTER	Kawasaki 400	Mac Racing		110.675
29	SJUN	197	Sam WILSON	Honda 250	Logan Racing		136.782

RIVER RIDGE RECYCLING ARMOY ROAD RACE

JUNIOR SUPPORT

Armoys 3.008 Miles


R2: Mermaid Club/Rainbow International Junior Support

28/07/2012 12:00

Race (8 Laps)

RACE 2 - JUNIOR SUPPORT

			56		12
			A		
16		55		12	11
C		B		A	
	61		92		10
	B		A		
10		25		42	9
C		B		A	C
<hr/>					
			21		8
			A		
125		38		11	7
C		B		A	
	97		176		6
	B		A		
168		153		32	5
C		B		A	B
<hr/>					
			118		4
			A		
69		174		18	3
C		B		A	
	50		30		2
	B		A		
77		106		74	1
C		B		A	A
				POLE POSITION	



RIVER RIDGE RECYCLING ARMOY ROAD RACE

JUNIOR SUPPORT

Race 2 - Mermaid Supporters / Rainbow International Junior Supp FINAL

Saturday, 28 July 2012



Pos	Class	No	Name	Machine / Sponsor	Gp	Laps	Total Time	Behind	Speed	-----Best Lap-----		
										Time	Speed	On
Race Classification												
1	SJUN	77	Mark SHIELS	Kawasaki 650 - KHL	a	5	10:52.940		82.923	2:08.172	84.486	2
2	SJUN	69	Ronnie SCOTT	Kawasaki 650	a	5	11:00.221	7.281	82.009	2:09.480	83.633	5
3	SJUN	50	Peter O'FLAHERTY	Suzuki 650	a	5	11:02.527	9.587	81.723	2:10.973	82.680	5
4	SJUN	18	Vic ALLAN	Kawasaki 650	a	5	11:06.974	14.034	81.179	2:11.978	82.050	3
5	SJUN	118	Tommy HEAPHY	Suzuki 650 - Best Bikes Armagh	a	5	11:09.049	16.109	80.927	2:10.938	82.702	5
6	SJUN	153	Noel BERTRAM	Suzuki 650	a	5	11:10.521	17.581	80.749	2:11.201	82.536	2
7	SJUN	32	Stephen McKEOWN	Suzuki 650 - DTR Tyres	a	5	11:24.387	31.447	79.113	2:13.666	81.014	2
8	SJUN	10	Noel BOYD	Kawasaki 650 - McKinstry Racing	b	5	11:29.076	36.136	78.575	2:14.489	80.518	2
9	SJUN	11	John CAHILL	Suzuki 650	b	5	11:29.217	36.277	78.559	2:15.229	80.077	5
10	SJUN	92	Michael LARKIN	Suzuki 650 - GL Racing	b	5	11:44.704	51.764	76.832	2:16.308	79.444	4
11	SJUN	168	Noel MURPHY	Suzuki 650 - Smurf Racing	c	5	11:50.548	57.608	76.200	2:19.949	77.377	4
12	SJUN	38	Derek WILKIE	Kawasaki 400	b	5	12:03.551	1:10.611	74.831	2:19.572	77.586	4
13	SJUN	56	Derek SCUFFIL	Kawasaki 400	b	5	12:03.801	1:10.861	74.805	2:20.870	76.871	5
14	SJUN	21	Roy SCOTT	Yamaha 400 - Knipe	b	5	12:10.941	1:18.001	74.074	2:23.956	75.223	2
15	SJUN	55	Andy SCULLY	Suzuki 650	b	5	12:11.616	1:18.676	74.006	2:20.073	77.308	4
16	SJUN	125	Bryan HARDING	Honda 250	b	5	12:43.910	1:50.970	70.877	2:29.371	72.496	4
17	SJUN	16	Roy BEATTIE	Kawasaki 400	c	5	12:47.269	1:54.329	70.567	2:29.535	72.416	2

Fastest Lap


SJUN	77	Mark SHIELS	Kawasaki 650 - KHL	a						2:08.172	84.486	2
------	----	-------------	--------------------	---	--	--	--	--	--	----------	--------	---

Not Classified

DNF	SJUN	97	William HARA	Suzuki 650 - Dennis Patton	a	4	8:54.605	1 Lap	81.023	2:11.216	82.527	2
DNF	SJUN	174	Rodney PATTON	Suzuki 650 - Patton Racing	a	3	6:39.474	2 Laps	81.323	2:10.804	82.786	2
DNF	SJUN	61	Roy McLARNON	Suzuki 650 - RMLR	b	3	7:56.891	1:17.417	68.121	2:32.577	70.973	1
DNF	SJUN	42	Brian LOUGHLIN	Suzuki 650	b	2	4:49.310	3 Laps	74.859	2:21.523	76.516	2

Provisional result to be confirmed by the Stewards of the Meeting subject to completion of technical inspections & the time limit for protests

Page 1 / 1

Circuit	Armoey	Signed		Organising Club	Armoey MRRC
Length(miles)	3.0080		Chief Timekeeper	Race Started	12:49
Weather	Cloudy	Issued At:	13:04	Gp Time Diff - b 17.64 / c 37.71	
Track	Wet				



MCUI Ulster
Centre Timing
powered by
e-Laps timing software

www.elaps-timing.com



RIVER RIDGE RECYCLING ARMOY ROAD RACE

JUNIOR SUPPORT

Race 2 - Mermaid Supporters / Rainbow International Junior Supp P

Saturday, 28 July 2012

DETAILED RESULT



Race Classification

1 50 Peter O'FLAHERTY

Total Time **4:27.810** Avg Speed **80.869** Behind
Best Time **2:11.808** Best Speed **82.156** On 2 Gp a

Lap	Elapsed Time	Lap Time	Lap Speed
1	2:16.002	2:16.002	79.622
2	4:27.810	2:11.808	82.156

2 77 Mark SHIELS

Total Time **4:29.755** Avg Speed **80.286** Behind **1.945**
Best Time **2:10.805** Best Speed **82.786** On 2 Gp a

Lap	Elapsed Time	Lap Time	Lap Speed
1	2:18.950	2:18.950	77.933
2	4:29.755	2:10.805	82.786

3 174 Rodney PATTON

Total Time **4:33.616** Avg Speed **79.153** Behind **5.806**
Best Time **2:11.246** Best Speed **82.508** On 2 Gp a

Lap	Elapsed Time	Lap Time	Lap Speed
1	2:22.370	2:22.370	76.061
2	4:33.616	2:11.246	82.508

4 69 Ronnie SCOTT

Total Time **4:37.594** Avg Speed **78.019** Behind **9.784**
Best Time **2:13.083** Best Speed **81.369** On 2 Gp a

Lap	Elapsed Time	Lap Time	Lap Speed
1	2:24.511	2:24.511	74.934
2	4:37.594	2:13.083	81.369

5 18 Vic ALLAN

Total Time **4:37.667** Avg Speed **77.998** Behind **9.857**
Best Time **2:15.262** Best Speed **80.058** On 2 Gp a

Lap	Elapsed Time	Lap Time	Lap Speed
1	2:22.405	2:22.405	76.042
2	4:37.667	2:15.262	80.058

6 118 Tommy HEAPHY

Total Time **4:38.462** Avg Speed **77.776** Behind **10.652**
Best Time **2:14.709** Best Speed **80.387** On 2 Gp a

Lap	Elapsed Time	Lap Time	Lap Speed
1	2:23.753	2:23.753	75.329
2	4:38.462	2:14.709	80.387

Race Classification

7 32 Stephen McKEOWN

Total Time **4:39.389** Avg Speed **77.518** Behind **11.579**
Best Time **2:17.210** Best Speed **78.921** On 2 Gp b

Lap	Elapsed Time	Lap Time	Lap Speed
1	2:22.179	2:22.179	76.163
2	4:39.389	2:17.210	78.921

8 97 William HARA

Total Time **4:40.125** Avg Speed **77.314** Behind **12.315**
Best Time **2:16.710** Best Speed **79.210** On 2 Gp b

Lap	Elapsed Time	Lap Time	Lap Speed
1	2:23.415	2:23.415	75.507
2	4:40.125	2:16.710	79.210

9 153 Noel BERTRAM

Total Time **4:40.272** Avg Speed **77.274** Behind **12.462**
Best Time **2:16.008** Best Speed **79.619** On 2 Gp b

Lap	Elapsed Time	Lap Time	Lap Speed
1	2:24.264	2:24.264	75.062
2	4:40.272	2:16.008	79.619

10 10 Noel BOYD

Total Time **4:46.991** Avg Speed **75.464** Behind **19.181**
Best Time **2:21.486** Best Speed **76.536** On 2 Gp c

Lap	Elapsed Time	Lap Time	Lap Speed
1	2:25.505	2:25.505	74.422
2	4:46.991	2:21.486	76.536

11 92 Michael LARKIN

Total Time **4:48.309** Avg Speed **75.119** Behind **20.499**
Best Time **2:22.354** Best Speed **76.070** On 2 Gp c

Lap	Elapsed Time	Lap Time	Lap Speed
1	2:25.955	2:25.955	74.193
2	4:48.309	2:22.354	76.070

12 11 John CAHILL

Total Time **4:48.414** Avg Speed **75.092** Behind **20.604**
Best Time **2:21.916** Best Speed **76.304** On 2 Gp b

Lap	Elapsed Time	Lap Time	Lap Speed
1	2:26.498	2:26.498	73.918
2	4:48.414	2:21.916	76.304



MCUI Ulster
Centre Timing
powered by
e-Laps timing software

www.elaps-timing.com



RIVER RIDGE RECYCLING ARMOY ROAD RACE

JUNIOR SUPPORT

Race 2 - Mermaid Supporters / Rainbow International Junior Supp P

Saturday, 28 July 2012

DETAILED RESULT



Race Classification

13 61 Roy McLARNON

Total Time **4:57.332** Avg Speed **72.840** Behind **29.522**
Best Time **2:26.477** Best Speed **73.928** On **2** Gp **c**

Lap	Elapsed Time	Lap Time	Lap Speed
1	2:30.855	2:30.855	71.783
2	4:57.332	2:26.477	73.928

14 42 Brian LOUGHLIN

Total Time **4:59.002** Avg Speed **72.433** Behind **31.192**
Best Time **2:26.911** Best Speed **73.710** On **2** Gp **c**

Lap	Elapsed Time	Lap Time	Lap Speed
1	2:32.091	2:32.091	71.199
2	4:59.002	2:26.911	73.710

15 55 Andy SCULLY

Total Time **4:59.885** Avg Speed **72.220** Behind **32.075**
Best Time **2:27.191** Best Speed **73.570** On **2** Gp **c**

Lap	Elapsed Time	Lap Time	Lap Speed
1	2:32.694	2:32.694	70.918
2	4:59.885	2:27.191	73.570

16 56 Derek SCUFFIL

Total Time **5:01.459** Avg Speed **71.843** Behind **33.649**
Best Time **2:26.592** Best Speed **73.870** On **2** Gp **c**

Lap	Elapsed Time	Lap Time	Lap Speed
1	2:34.867	2:34.867	69.923
2	5:01.459	2:26.592	73.870

17 38 Derek WILKIE

Total Time **5:02.386** Avg Speed **71.622** Behind **34.576**
Best Time **2:26.921** Best Speed **73.705** On **2** Gp **b**

Lap	Elapsed Time	Lap Time	Lap Speed
1	2:35.465	2:35.465	69.654
2	5:02.386	2:26.921	73.705

18 21 Roy SCOTT

Total Time **5:04.440** Avg Speed **71.139** Behind **36.630**
Best Time **2:28.650** Best Speed **72.848** On **2** Gp **b**

Lap	Elapsed Time	Lap Time	Lap Speed
1	2:35.790	2:35.790	69.509
2	5:04.440	2:28.650	72.848

Race Classification

19 125 Bryan HARDING

Total Time **5:17.179** Avg Speed **68.282** Behind **49.369**
Best Time **2:36.557** Best Speed **69.168** On **2** Gp **b**

Lap	Elapsed Time	Lap Time	Lap Speed
1	2:40.622	2:40.622	67.418
2	5:17.179	2:36.557	69.168

20 16 Roy BEATTIE

Total Time **5:31.266** Avg Speed **65.378** Behind **1:03.456**
Best Time **2:40.748** Best Speed **67.365** On **2** Gp **c**

Lap	Elapsed Time	Lap Time	Lap Speed
1	2:50.518	2:50.518	63.505
2	5:31.266	2:40.748	67.365

21 168 Noel MURPHY

Total Time **5:31.728** Avg Speed **65.287** Behind **1:03.918**
Best Time **2:24.161** Best Speed **75.116** On **2** Gp **b**

Lap	Elapsed Time	Lap Time	Lap Speed
1	3:07.567	3:07.567	57.733
2	5:31.728	2:24.161	75.116

Not Classified

DNF 106 Bernard DALY

Total Time **4:35.685** Avg Speed **78.559** Behind **7.875**
Best Time **2:14.070** Best Speed **80.770** On **2** Gp **a**

Lap	Elapsed Time	Lap Time	Lap Speed
1	2:21.615	2:21.615	76.466
2	4:35.685	2:14.070	80.770

DNF 30 Aron HATCH

Total Time **2:16.986** Avg Speed **79.050** Behind **1 Lap**
Best Time **2:16.986** Best Speed **79.050** On **1** Gp **a**

Lap	Elapsed Time	Lap Time	Lap Speed
1	2:16.986	2:16.986	79.050

DNF 176 James CHRISTIE

Total Time **2:24.800** Avg Speed **74.785** Behind **7.814**
Best Time **2:24.800** Best Speed **74.785** On **1** Gp **b**

Lap	Elapsed Time	Lap Time	Lap Speed
1	2:24.800	2:24.800	74.785



MCUI Ulster
Centre Timing
powered by
e-Laps timing software

www.elaps-timing.com



RIVER RIDGE RECYCLING ARMOY ROAD RACE



JUNIOR SUPPORT

Race 2 - Mermaid Supporters / Rainbow International Junior Supp F

Saturday, 28 July 2012

DETAILED RESULT

Race Classification

1 77 Mark SHIELDS

Total Time **10:52.940** Avg Speed **82.923** Behind
Best Time **2:08.172** Best Speed **84.486** On **2** Gp **a**

Lap	Elapsed Time	Lap Time	Lap Speed
1	2:15.132	2:15.132	80.135
2	4:23.304	2:08.172	84.486
3	6:32.055	2:08.751	84.107
4	8:42.439	2:10.384	83.053
5	10:52.940	2:10.501	82.979

2 69 Ronnie SCOTT

Total Time **11:00.221** Avg Speed **82.009** Behind **7.281**
Best Time **2:09.480** Best Speed **83.633** On **5** Gp **a**

Lap	Elapsed Time	Lap Time	Lap Speed
1	2:17.019	2:17.019	79.031
2	4:27.783	2:10.764	82.812
3	6:39.519	2:11.736	82.201
4	8:50.741	2:11.222	82.523
5	11:00.221	2:09.480	83.633

3 50 Peter O'FLAHERTY

Total Time **11:02.527** Avg Speed **81.723** Behind **9.587**
Best Time **2:10.973** Best Speed **82.680** On **5** Gp **a**

Lap	Elapsed Time	Lap Time	Lap Speed
1	2:15.535	2:15.535	79.897
2	4:27.137	2:11.602	82.284
3	6:39.344	2:12.207	81.908
4	8:51.554	2:12.210	81.906
5	11:02.527	2:10.973	82.680

4 18 Vic ALLAN

Total Time **11:06.974** Avg Speed **81.179** Behind **14.034**
Best Time **2:11.978** Best Speed **82.050** On **3** Gp **a**

Lap	Elapsed Time	Lap Time	Lap Speed
1	2:16.997	2:16.997	79.044
2	4:29.745	2:12.748	81.574
3	6:41.723	2:11.978	82.050
4	8:54.249	2:12.526	81.711
5	11:06.974	2:12.725	81.588

Race Classification

5 118 Tommy HEAPHY

Total Time **11:09.049** Avg Speed **80.927** Behind **16.109**
Best Time **2:10.938** Best Speed **82.702** On **5** Gp **a**

Lap	Elapsed Time	Lap Time	Lap Speed
1	2:20.916	2:20.916	76.846
2	4:32.219	2:11.303	82.472
3	6:44.567	2:12.348	81.821
4	8:58.111	2:13.544	81.088
5	11:09.049	2:10.938	82.702

6 153 Noel BERTRAM

Total Time **11:10.521** Avg Speed **80.749** Behind **17.581**
Best Time **2:11.201** Best Speed **82.536** On **2** Gp **a**

Lap	Elapsed Time	Lap Time	Lap Speed
1	2:22.414	2:22.414	76.037
2	4:33.615	2:11.201	82.536
3	6:45.481	2:11.866	82.120
4	8:58.580	2:13.099	81.359
5	11:10.521	2:11.941	82.073

7 32 Stephen McKEOWN

Total Time **11:24.387** Avg Speed **79.113** Behind **31.447**
Best Time **2:13.666** Best Speed **81.014** On **2** Gp **a**

Lap	Elapsed Time	Lap Time	Lap Speed
1	2:23.082	2:23.082	75.682
2	4:36.748	2:13.666	81.014
3	6:51.242	2:14.494	80.515
4	9:06.307	2:15.065	80.175
5	11:24.387	2:18.080	78.424

8 10 Noel BOYD

Total Time **11:29.076** Avg Speed **78.575** Behind **36.136**
Best Time **2:14.489** Best Speed **80.518** On **2** Gp **b**

Lap	Elapsed Time	Lap Time	Lap Speed
1	2:22.639	2:22.639	75.918
2	4:37.128	2:14.489	80.518
3	6:53.477	2:16.349	79.420
4	9:09.391	2:15.914	79.674
5	11:29.076	2:19.685	77.523

RIVER RIDGE RECYCLING ARMOY ROAD RACE



JUNIOR SUPPORT

Race 2 - Mermaid Supporters / Rainbow International Junior Supp F

Saturday, 28 July 2012

DETAILED RESULT

Race Classification

9 11 John CAHILL

Total Time **11:29.217** Avg Speed **78.559** Behind **36.277**

Best Time **2:15.229** Best Speed **80.077** On **5** Gp **b**

Lap	Elapsed Time	Lap Time	Lap Speed
1	2:23.038	2:23.038	75.706
2	4:38.930	2:15.892	79.687
3	6:56.444	2:17.514	78.747
4	9:13.988	2:17.544	78.730
5	11:29.217	2:15.229	80.077

Race Classification

13 56 Derek SCUFFIL

Total Time **12:03.801** Avg Speed **74.805** Behind **1:10.861**

Best Time **2:20.870** Best Speed **76.871** On **5** Gp **b**

Lap	Elapsed Time	Lap Time	Lap Speed
1	2:32.846	2:32.846	70.848
2	4:57.132	2:24.286	75.051
3	7:18.829	2:21.697	76.422
4	9:42.931	2:24.102	75.147
5	12:03.801	2:20.870	76.871

10 92 Michael LARKIN

Total Time **11:44.704** Avg Speed **76.832** Behind **51.764**

Best Time **2:16.308** Best Speed **79.444** On **4** Gp **b**

Lap	Elapsed Time	Lap Time	Lap Speed
1	2:23.369	2:23.369	75.531
2	4:44.949	2:21.580	76.485
3	7:03.530	2:18.581	78.141
4	9:19.838	2:16.308	79.444
5	11:44.704	2:24.866	74.750

14 21 Roy SCOTT

Total Time **12:10.941** Avg Speed **74.074** Behind **1:18.001**

Best Time **2:23.956** Best Speed **75.223** On **2** Gp **b**

Lap	Elapsed Time	Lap Time	Lap Speed
1	2:32.841	2:32.841	70.850
2	4:56.797	2:23.956	75.223
3	7:21.946	2:25.149	74.605
4	9:46.201	2:24.255	75.067
5	12:10.941	2:24.740	74.816

11 168 Noel MURPHY

Total Time **11:50.548** Avg Speed **76.200** Behind **57.608**

Best Time **2:19.949** Best Speed **77.377** On **4** Gp **c**

Lap	Elapsed Time	Lap Time	Lap Speed
1	2:26.602	2:26.602	73.865
2	4:47.878	2:21.276	76.650
3	7:10.411	2:22.533	75.974
4	9:30.360	2:19.949	77.377
5	11:50.548	2:20.188	77.245

15 55 Andy SCULLY

Total Time **12:11.616** Avg Speed **74.006** Behind **1:18.676**

Best Time **2:20.073** Best Speed **77.308** On **4** Gp **b**

Lap	Elapsed Time	Lap Time	Lap Speed
1	2:34.016	2:34.016	70.310
2	5:04.912	2:30.896	71.763
3	7:26.549	2:21.637	76.455
4	9:46.622	2:20.073	77.308
5	12:11.616	2:24.994	74.684

12 38 Derek WILKIE

Total Time **12:03.551** Avg Speed **74.831** Behind **1:10.611**

Best Time **2:19.572** Best Speed **77.586** On **4** Gp **b**

Lap	Elapsed Time	Lap Time	Lap Speed
1	2:33.543	2:33.543	70.526
2	4:57.939	2:24.396	74.994
3	7:22.383	2:24.444	74.969
4	9:41.955	2:19.572	77.586
5	12:03.551	2:21.596	76.477

16 125 Bryan HARDING

Total Time **12:43.910** Avg Speed **70.877** Behind **1:50.970**

Best Time **2:29.371** Best Speed **72.496** On **4** Gp **b**

Lap	Elapsed Time	Lap Time	Lap Speed
1	2:36.193	2:36.193	69.330
2	5:07.311	2:31.118	71.658
3	7:41.987	2:34.676	70.010
4	10:11.358	2:29.371	72.496
5	12:43.910	2:32.552	70.984



MCUI Ulster
Centre Timing
powered by
e-Laps timing software

www.elaps-timing.com



RIVER RIDGE RECYCLING ARMOY ROAD RACE

JUNIOR SUPPORT

Race 2 - Mermaid Supporters / Rainbow International Junior Supp F

Saturday, 28 July 2012

DETAILED RESULT



Race Classification

17 16 Roy BEATTIE

Total Time **12:47.269** Avg Speed **70.567** Behind **1:54.329**

Best Time **2:29.535** Best Speed **72.416** On **2** Gp **c**

Lap	Elapsed Time	Lap Time	Lap Speed
1	2:37.295	2:37.295	68.844
2	5:06.830	2:29.535	72.416
3	7:41.327	2:34.497	70.091
4	10:13.621	2:32.294	71.105
5	12:47.269	2:33.648	70.478

Not Classified

DNF 97 William HARA

Total Time **8:54.605** Avg Speed **81.023** Behind **1 Lap**

Best Time **2:11.216** Best Speed **82.527** On **2** Gp **a**

Lap	Elapsed Time	Lap Time	Lap Speed
1	2:19.036	2:19.036	77.885
2	4:30.252	2:11.216	82.527
3	6:42.986	2:12.734	81.583
4	8:54.605	2:11.619	82.274

DNF 174 Rodney PATTON

Total Time **6:39.474** Avg Speed **81.323** Behind **2 Laps**

Best Time **2:10.804** Best Speed **82.786** On **2** Gp **a**

Lap	Elapsed Time	Lap Time	Lap Speed
1	2:16.455	2:16.455	79.358
2	4:27.259	2:10.804	82.786
3	6:39.474	2:12.215	81.903

DNF 61 Roy McLARNON

Total Time **7:56.891** Avg Speed **68.121** Behind **1:17.417**

Best Time **2:32.577** Best Speed **70.973** On **1** Gp **b**

Lap	Elapsed Time	Lap Time	Lap Speed
1	2:32.577	2:32.577	70.973
2	5:07.039	2:34.462	70.107
3	7:56.891	2:49.852	63.754

DNF 42 Brian LOUGHLIN

Total Time **4:49.310** Avg Speed **74.859** Behind **3 Laps**

Best Time **2:21.523** Best Speed **76.516** On **2** Gp **b**

Lap	Elapsed Time	Lap Time	Lap Speed
1	2:27.787	2:27.787	73.273
2	4:49.310	2:21.523	76.516

RIVER RIDGE RECYCLING ARMOY ROAD RACE

JUNIOR SUPPORT

Race 2 - Mermaid Supporters / Rainbow International Junior Supp FI

LAP CHART



1					3					5				
No	Name	G	Elapsed Time	Lap Time	No	Name	G	Elapsed Time	Lap Time	No	Name	G	Elapsed Time	Lap Time
77	Mark SHIELS	a	2:15.132	2:15.132	77	Mark SHIELS	a	6:32.055	2:08.751	77	Mark SHIELS	a	10:52.940	2:10.501
50	Peter O'FLAHERTY	a	2:15.535	2:15.535	50	Peter O'FLAHERTY	a	6:39.344	2:12.207	69	Ronnie SCOTT	a	11:00.221	2:09.480
174	Rodney PATTON	a	2:16.455	2:16.455	174	Rodney PATTON	a	6:39.474	2:12.215	50	Peter O'FLAHERTY	a	11:02.527	2:10.973
18	Vic ALLAN	a	2:16.997	2:16.997	69	Ronnie SCOTT	a	6:39.519	2:11.736	18	Vic ALLAN	a	11:06.974	2:12.725
69	Ronnie SCOTT	a	2:17.019	2:17.019	18	Vic ALLAN	a	6:41.723	2:11.978	118	Tommy HEAPHY	a	11:09.049	2:10.938
97	William HARA	a	2:19.036	2:19.036	97	William HARA	a	6:42.986	2:12.734	153	Noel BERTRAM	a	11:10.521	2:11.941
118	Tommy HEAPHY	a	2:20.916	2:20.916	118	Tommy HEAPHY	a	6:44.567	2:12.348	32	Stephen McKEOWN	a	11:24.387	2:18.080
153	Noel BERTRAM	a	2:22.414	2:22.414	153	Noel BERTRAM	a	6:45.481	2:11.866	10	Noel BOYD	b	11:29.076	2:19.685
10	Noel BOYD	b	2:22.639	2:22.639	32	Stephen McKEOWN	a	6:51.242	2:14.494	11	John CAHILL	b	11:29.217	2:15.229
11	John CAHILL	b	2:23.038	2:23.038	10	Noel BOYD	b	6:53.477	2:16.349	92	Michael LARKIN	b	11:44.704	2:24.866
32	Stephen McKEOWN	a	2:23.082	2:23.082	11	John CAHILL	b	6:56.444	2:17.514	168	Noel MURPHY	c	11:50.548	2:20.188
92	Michael LARKIN	b	2:23.369	2:23.369	92	Michael LARKIN	b	7:03.530	2:18.581	38	Derek WILKIE	b	12:03.551	2:21.596
168	Noel MURPHY	c	2:26.602	2:26.602	168	Noel MURPHY	c	7:10.411	2:22.533	56	Derek SCUFFIL	b	12:03.801	2:20.870
42	Brian LOUGHLIN	b	2:27.787	2:27.787	56	Derek SCUFFIL	b	7:18.829	2:21.697	21	Roy SCOTT	b	12:10.941	2:24.740
61	Roy McLARNON	b	2:32.577	2:32.577	21	Roy SCOTT	b	7:21.946	2:25.149	55	Andy SCULLY	b	12:11.616	2:24.994
21	Roy SCOTT	b	2:32.841	2:32.841	38	Derek WILKIE	b	7:22.383	2:24.444	125	Bryan HARDING	b	12:43.910	2:32.552
56	Derek SCUFFIL	b	2:32.846	2:32.846	55	Andy SCULLY	b	7:26.549	2:21.637	16	Roy BEATTIE	c	12:47.269	2:33.648
38	Derek WILKIE	b	2:33.543	2:33.543	16	Roy BEATTIE	c	7:41.327	2:34.497					
55	Andy SCULLY	b	2:34.016	2:34.016	125	Bryan HARDING	b	7:41.987	2:34.676					
125	Bryan HARDING	b	2:36.193	2:36.193	61	Roy McLARNON	b	7:56.891	2:49.852					
16	Roy BEATTIE	c	2:37.295	2:37.295										

2					4				
No	Name	G	Elapsed Time	Lap Time	No	Name	G	Elapsed Time	Lap Time
77	Mark SHIELS	a	4:23.304	2:08.172	77	Mark SHIELS	a	8:42.439	2:10.384
50	Peter O'FLAHERTY	a	4:27.137	2:11.602	69	Ronnie SCOTT	a	8:50.741	2:11.222
174	Rodney PATTON	a	4:27.259	2:10.804	50	Peter O'FLAHERTY	a	8:51.554	2:12.210
69	Ronnie SCOTT	a	4:27.783	2:10.764	18	Vic ALLAN	a	8:54.249	2:12.526
18	Vic ALLAN	a	4:29.745	2:12.748	97	William HARA	a	8:54.605	2:11.619
97	William HARA	a	4:30.252	2:11.216	118	Tommy HEAPHY	a	8:58.111	2:13.544
118	Tommy HEAPHY	a	4:32.219	2:11.303	153	Noel BERTRAM	a	8:58.580	2:13.099
153	Noel BERTRAM	a	4:33.615	2:11.201	32	Stephen McKEOWN	a	9:06.307	2:15.065
32	Stephen McKEOWN	a	4:36.748	2:13.666	10	Noel BOYD	b	9:09.391	2:15.914
10	Noel BOYD	b	4:37.128	2:14.489	11	John CAHILL	b	9:13.988	2:17.544
11	John CAHILL	b	4:38.930	2:15.892	92	Michael LARKIN	b	9:19.838	2:16.308
92	Michael LARKIN	b	4:44.949	2:21.580	168	Noel MURPHY	c	9:30.360	2:19.949
168	Noel MURPHY	c	4:47.878	2:21.276	38	Derek WILKIE	b	9:41.955	2:19.572
42	Brian LOUGHLIN	b	4:49.310	2:21.523	56	Derek SCUFFIL	b	9:42.931	2:24.102
21	Roy SCOTT	b	4:56.797	2:23.956	21	Roy SCOTT	b	9:46.201	2:24.255
56	Derek SCUFFIL	b	4:57.132	2:24.286	55	Andy SCULLY	b	9:46.622	2:20.073
38	Derek WILKIE	b	4:57.939	2:24.396	125	Bryan HARDING	b	10:11.358	2:29.371
55	Andy SCULLY	b	5:04.912	2:30.896	16	Roy BEATTIE	c	10:13.621	2:32.294
16	Roy BEATTIE	c	5:06.830	2:29.535					
61	Roy McLARNON	b	5:07.039	2:34.462					
125	Bryan HARDING	b	5:07.311	2:31.118					

RIVER RIDGE RECYCLING ARMOY ROAD RACE
Sorted on Laps

JUNIOR SUPPPORT

Armoys 3.008 Miles

R2: Mermaid Club/Rainbow International Junior Support Final Result

28/07/2012 12:35

Race (5 Laps) started at 12:50:31

Pos	Class	No.	Name	Machine	Sponsor	SpdTr	Best
1	SJUN	77	Mark SHIELS	Kawasaki 650	KHL	129.165	
2	SJUN	69	Ronnie SCOTT	Kawasaki 650		124.414	
3	SJUN	50	Peter O'FLAHERTY	Suzuki 650		124.319	
4	SJUN	18	Vic ALLAN	Kawasaki 650		125.471	
5	SJUN	118	Tommy HEAPHY	Suzuki 650	Best Bikes Armagh	123.468	
6	SJUN	153	Noel BERTRAM	Suzuki 650		122.721	
7	SJUN	32	Stephen McKEOWN	Suzuki 650	DTR Tyres	121.892	
8	SJUN	10	Noel BOYD	Kawasaki 650	McKinstry Racing	125.278	
9	SJUN	11	John CAHILL	Suzuki 650		116.220	
10	SJUN	92	Michael LARKIN	Suzuki 650	GL Racing	117.397	
11	SJUN	168	Noel MURPHY	Suzuki 650	Smurf Racing	120.624	
12	SJUN	38	Derek WILKIE	Kawasaki 400		118.858	
13	SJUN	56	Derek SCUFFIL	Kawasaki 400		112.282	
14	SJUN	21	Roy SCOTT	Yamaha 400	Knipe	113.222	
15	SJUN	55	Andy SCULLY	Suzuki 650		120.984	
16	SJUN	125	Bryan HARDING	Honda 250		96.528	
17	SJUN	16	Roy BEATTIE	Kawasaki 400		112.050	

Not classified ()

DNF	SJUN	97	William HARA	Suzuki 650	Dennis Patton	121.255	
DNF	SJUN	174	Rodney PATTON	Suzuki 650	Patton Racing	122.721	
DNF	SJUN	61	Roy McLARNON	Suzuki 650	RMLR	103.282	
DNF	SJUN	42	Brian LOUGHLIN	Suzuki 650		109.186	

Margin of Victory
Avg. Speed
Best Lap Tm
Best Speed
Best Lap by

7.276

82.923

2:08.172

84.486

77 - Mark SHIELS

Promoted by Armoys Motorcycle Road Racing Club

Orbits

Provisional result to be confirmed by the Stewards of the Meeting subject to the completion of technical inspections and the time limit for protests.

 MCUI (Ulster Centre) Timing @ www.elaps-timing.com

www.amb-it.com
www.mylaps.com

Licensed to: MCUI

IRISH ROAD RACE JUNIOR SUPPORT

2012

Pos	No.	Name	Total	Diff	Gap	#1	#2	#3	#4	#5	#6	#7
						R5	R1	R8	R1	20	20	R2
1	69	Ronnie SCOTT	111	0	0	4	20	25	20	13	9	20
2	50	Peter O'FLAHERTY	106	5	5	20	x	4	25	25	16	16
3	77	Mark SHIELS	98	13	8	x	13	20	x	20	20	25
4	174	Rodney PATTON	70	41	28	13	16	16	16	4	5	x
5	106	Bernard DALY	46	65	24	x	8	8	10	9	11	x
6	118	Tommy HEAPHY	45	66	1	2	5	x	9	5	13	11
7	97	William HARA	35	76	10	11	x	13	x	11	x	x
8	74	Tommy HENRY	34	77	1	x	6	10	x	8	10	x
9	47	Davie BLACK	30	81	4	5	25	x	x	x	x	x
10	30	Aron HATCH	30	81	0	6	x	x	x	16	8	x
11	43	Robbie LYALL	27	84	3	16	11	x	x	x	x	x
12	91	Dave BUTLER	25	86	2	x	x	x	x	x	25	x
13	155	Scott CAMPBELL	25	86	0	25	x	x	x	x	x	x
14	168	Noel MURPHY	24	87	1	x	1	2	6	6	4	5
15	18	Vic ALLAN	22	89	2	x	9	x	x	x	x	13
16	11	John CAHILL	21	90	1	x	x	x	8	x	6	7
17	117	Alastair BAYLEY	20	91	1	9	x	x	11	x	x	x
18	153	Noel BERTRAM	17	94	3	x	7	x	x	x	x	10
19	32	Stephen McKEOWN	16	95	1	7	x	x	x	x	x	9
20	55	Andy SCULLY	14	97	2	x	x	x	3	7	3	1
21	6	Neil VICARS	13	98	1	x	x	x	13	x	x	x
22	125	Nigel HOWARD	13	98	0	3	10	x	x	x	x	x
23	9	Gavin LUPTON	11	100	2	x	x	11	x	x	x	x
24	34	Sean LEONARD	10	101	1	x	x	x	x	10	x	x
25	100	Josh TRIGWELL	10	101	0	10	x	x	x	x	x	x
26	42	Brian LOUGHLIN	10	101	0	x	3	x	5	x	2	x
27	25	Bryan HARDING	9	102	1	x	x	9	x	x	x	x
28	10	Noel BOYD	8	103	1	x	x	x	x	x	x	8
29	70	Peter WHITESIDE	8	103	0	8	x	x	x	x	x	x
30	171	Darren O'DWYER	7	104	1	x	x	x	x	x	7	x
31	72	Derek WILSON	7	104	0	x	x	x	7	x	x	x
32	21	Roy SCOTT	7	104	0	1	4	x	x	x	x	2
33	112	Richard FORD	7	104	0	x	x	7	x	x	0	x
34	88	Brendan FLYNN	7	104	0	x	x	x	4	3	0	x
35	92	Michael LARKIN	6	105	1	x	x	x	x	x	x	6
36	12	Trevor REID	6	105	0	x	x	6	x	x	x	x
37	95	Robert GORDON	5	106	1	x	x	5	x	x	x	x
38	56	Derek SCUFFIL	5	106	0	x	x	x	x	2	0	3
39	81	Julian KIRK	5	106	0	x	2	3	x	x	x	x
40	38	Derek WILKIE	4	107	1	x	x	x	x	x	x	4
41	96	Stephen CARR	2	109	2	x	x	x	2	x	x	x
42	5	James CHAWKE	1	110	1	x	x	x	x	x	1	x
43	49	Stephen DAVISON	1	110	0	x	x	x	1	x	x	x
44	75	Mark McNEILLY	1	110	0	x	x	1	x	x	x	x
45	4	John MCCANN	1	110	0	x	x	x	x	1	0	x
46	124	Thomas WHITMORE	0	111	1	x	x	x	x	x	0	x

Event Legend

#1	27/04/2012	KDM HIRE COOKSTOWN 100	#5	07/07/2012	AonInsure.ie SKERRIES ROAD RACE
#2	04/05/2012	AROUND A POUND TANDRAGEE 100	#6	14/07/2012	RACE OF THE SOUTH
#3	15/06/2012	MID-ANTRIM 150	#7	27/07/2012	RIVER RIDGE RECYCLING ARMOY ROAD RA
#4	23/06/2012	H2 ENGINEERING BUSH ROAD RACE			

ULSTER ROAD RACE JUNIOR SUPPORT

2012

Pos	No.	Name	Total	Diff	Gap	#1 #2 #3 #4 #5				
						R5	R1	R8	R1	R2
1	69	Ronnie SCOTT	89	0	0	4	20	25	20	20
2	50	Peter O'FLAHERTY	65	24	24	20	x	4	25	16
3	174	Rodney PATTON	61	28	4	13	16	16	16	x
4	77	Mark SHIELS	58	31	3	x	13	20	x	25
5	47	Davie BLACK	30	59	28	5	25	x	x	x
6	43	Robbie LYALL	27	62	3	16	11	x	x	x
7	118	Tommy HEAPHY	27	62	0	2	5	x	9	11
8	106	Bernard DALY	26	63	1	x	8	8	10	x
9	155	Scott CAMPBELL	25	64	1	25	x	x	x	x
10	97	William HARA	24	65	1	11	x	13	x	x
11	18	Vic ALLAN	22	67	2	x	9	x	x	13
12	117	Alastair BAYLEY	20	69	2	9	x	x	11	x
13	153	Noel BERTRAM	17	72	3	x	7	x	x	10
14	74	Tommy HENRY	16	73	1	x	6	10	x	x
15	32	Stephen McKEOWN	16	73	0	7	x	x	x	9
16	11	John CAHILL	15	74	1	x	x	x	8	7
17	168	Noel MURPHY	14	75	1	x	1	2	6	5
18	6	Neil VICARS	13	76	1	x	x	x	13	x
19	125	Nigel HOWARD	13	76	0	3	10	x	x	x
20	9	Gavin LUPTON	11	78	2	x	x	11	x	x
21	100	Josh TRIGWELL	10	79	1	10	x	x	x	x
22	25	Bryan HARDING	9	80	1	x	x	9	x	x
23	10	Noel BOYD	8	81	1	x	x	x	x	8
24	70	Peter WHITESIDE	8	81	0	8	x	x	x	x
25	42	Brian LOUGHLIN	8	81	0	x	3	x	5	x
26	72	Derek WILSON	7	82	1	x	x	x	7	x
27	112	Richard FORD	7	82	0	x	x	7	x	x
28	21	Roy SCOTT	7	82	0	1	4	x	x	2
29	92	Michael LARKIN	6	83	1	x	x	x	x	6
30	12	Trevor REID	6	83	0	x	x	6	x	x
31	30	Aron HATCH	6	83	0	6	x	x	x	x
32	95	Robert GORDON	5	84	1	x	x	5	x	x
33	81	Julian KIRK	5	84	0	x	2	3	x	x
34	38	Derek WILKIE	4	85	1	x	x	x	x	4
35	88	Brendan FLYNN	4	85	0	x	x	x	4	x
36	55	Andy SCULLY	4	85	0	x	x	x	3	1
37	56	Derek SCUFFIL	3	86	1	x	x	x	x	3
38	96	Stephen CARR	2	87	1	x	x	x	2	x
39	49	Stephen DAVISON	1	88	1	x	x	x	1	x
40	75	Mark McNEILLY	1	88	0	x	x	1	x	x

Event Legend

#1	27/04/2012	KDM HIRE COOKSTOWN 100	#4	23/06/2012	H2 ENGINEERING BUSH ROAD RACE
#2	04/05/2012	AROUND A POUND TANDRAGEE 100	#5	27/07/2012	RIVER RIDGE RECYCLING ARMOY ROAD RA
#3	15/06/2012	MID-ANTRIM 150			