



# ARMOY ROAD RACE

*The Race of Legends*

**Friday 27<sup>th</sup> & Saturday 28<sup>th</sup> July 2012**

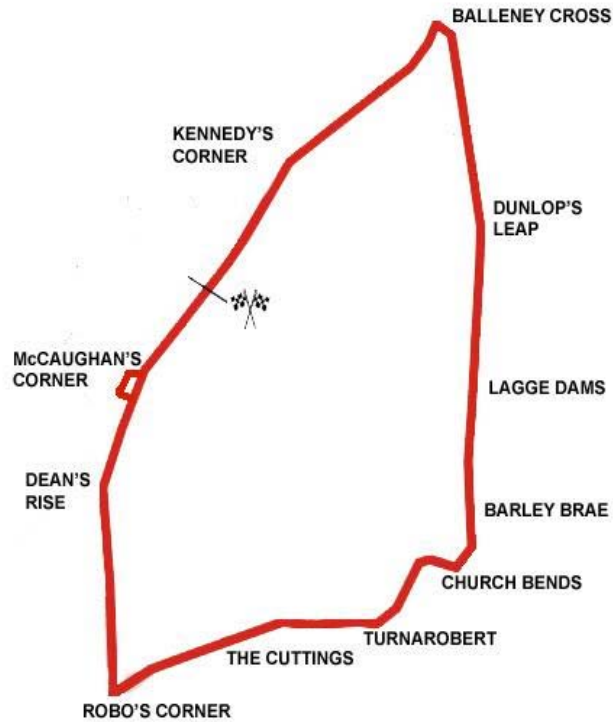
promoted by  
**Armoyn Motorcycle Road Racing Club**  
[www.amrrc.com](http://www.amrrc.com)



northernireland  
tourist board



# Armoyn Circuit 3.008 miles



## Lap Records

Class	Rider	Machine	m s	mph	Year
125cc	William Dunlop	Honda	2 02.397	88.473	2010
Moto 3	to be established				
Moto 450	Ryan Farquhar	Kawasaki	2 00.910	89.561	2011
250cc	Davy Morgan	Honda	1 54.978	94.181	2011
Supersport 400	Robbie Lyall	Kawasaki	2 02.187	88.625	2011
Supertwins	Ryan Farquhar	Kawasaki 650	1 54.130	94.881	2011
Supersport	Michael Dunlop	Yamaha	1 46.448	101.729	2011
Superbike	Michael Dunlop	Kawasaki	1 42.919	105.217	2011
Senior Support	Alan Bonner	Yamaha 600	1 53.302	95.575	2010
Junior Support	Ciaran Donnelly	Honda 250	1 56.206	93.186	2011
Classic 1000cc	Richard Ford	Norton 750	2 07.957	84.628	2011
Classic 500cc	Freddie Stewart	Honda	2 11.491	82.354	2011
Classic 350cc	Keith Costello	Honda	2 15.054	80.181	2011
Classic 250cc	Jeff Ward	Suzuki	2 18.732	78.056	2011

## MOST WINS at ARMOY ROAD RACE

Ryan Farquhar	9	2009-11
Michael Dunlop	5	2009-11
William Dunlop	3	2010-11
Dean Harrison	2	2010

## ALL TIME IRISH ROAD RACE WINNERS (after the Race of the South 2012)

### Most Wins at All Irish Road Race Meetings

1.	Ryan Farquhar	195	1995-12
2.	Joey Dunlop	156	1971-00
3.	Robert Dunlop	135	1980-08
4.	Ray McCullough	109	1960-82
	Phillip McCallen	109	1987-99
6.	Brian Reid	78	1980-94
7.	Darran Lindsay	75	1999-06
	William Dunlop	75	2005-12
9.	James Courtney	66	1992-99
10.	Adrian Archibald	64	1994-06

# RIVER RIDGE RECYCLING ARMOY ROAD RACE

## SUPERTWINS

### Qualifying


Friday, 27 July 2012



Pos	Class	No	Name	Machine / Sponsor	----- Best Lap -----			On	Laps
					Time	Behind	Speed		
<b>Qualifying Classification</b>									
1	STWN	77	Ryan FARQUHAR	Kawasaki 650 - KMR Kawasaki	1:53.332		95.549	4	6
2	STWN	44	Jamie HAMILTON	Kawasaki 650 - KMR Kawasaki	1:53.710	0.378	95.232	4	6
3	STWN	13	Adrian ARCHIBALD	Kawasaki 650 - McKinsty Racing	1:54.981	1.649	94.179	5	8
4	STWN	16	John BURROWS	Kawasaki 650 - KBM Racing	1:55.735	2.403	93.565	4	5
5	STWN	65	Michael SWEENEY	Kawasaki 650 - Kiely Heating Racing	1:56.558	3.226	92.905	5	8
6	STWN	71	Davy MORGAN	Kawasaki 650 - CMS	1:58.277	4.945	91.555	4	6
7	STWN	20	Olie LINSDELL	Suzuki 650 - Flitwick Motorcycles	1:58.379	5.047	91.476	6	7
8	STWN	150	William DAVISON	Kawasaki 650 - Hill Contracts	1:58.519	5.187	91.368	5	7
9	STWN	24	Craig SHIRLAW	Kawasaki 650 - Shirlaws Motorcycles	1:59.955	6.623	90.274	7	7
10	STWN	57	Ian MORRELL	Suzuki 650 - Gordy Hogg	2:00.316	6.984	90.003	4	8
11	STWN	113	Ronan PENTONY	Suzuki 650	2:01.042	7.710	89.463	6	7
12	STWN	103	Reuben McPHEE	Suzuki 650 - North West Gas	2:02.243	8.911	88.584	6	7
13	STWN	96	Andy FARRELL	Kawasaki 650 - FCS	2:03.519	10.187	87.669	2	7
14	STWN	28	Paul GARTLAND	Suzuki 650	2:03.778	10.446	87.485	6	7
15	STWN	33	David HOWARD	Suzuki 650 - MC	2:04.186	10.854	87.198	5	8
16	STWN	18	Vic ALLAN	Kawasaki 650	2:07.238	13.906	85.107	2	3
17	STWN	84	Maria COSTELLO	Kawasaki 650 - Hol-Taj	2:08.593	15.261	84.210	3	4
18	STWN	118	Tommy HEAPHY	Suzuki 650 - Best Bikes Armagh	2:09.579	16.247	83.569	3	8
19	STWN	50	Peter O'FLAHERTY	Suzuki 650	2:10.087	16.755	83.243	2	6
20	STWN	124	Bryan ALLAN	Kawasaki 650	2:10.239	16.907	83.146	6	8
21	STWN	7	Dave WALSH	Suzuki 650 - DRW Racing	2:10.907	17.575	82.721	4	6
22	STWN	176	James CHRISTIE	Suzuki 650 - Team JCR	2:11.098	17.766	82.601	3	8
23	STWN	61	Roy McLARNON	Suzuki 650 - RMLR	2:17.195	23.863	78.930	5	7

Provisional result to be confirmed by the Stewards of the Meeting subject to completion of technical inspections & the time limit for protests

Page 1 / 1

Circuit	<b>Armoey</b>	Signed		Organising Club	<b>Armoey MRRC</b>
Length(miles)	<b>3.0080</b>		Chief Timekeeper	Qualifying Started	<b>20:23</b>
Weather	<b>Cloudy</b>	Issued At:	20:44		
Track	<b>Dry</b>				



MCUI Ulster  
Centre Timing  
powered by  
e-Laps timing software

[www.elaps-timing.com](http://www.elaps-timing.com)



# RIVER RIDGE RECYCLING ARMOY ROAD RACE



## SUPERTWINS

### Qualifying

Friday, 27 July 2012

## DETAILED RESULT

Net Result Marketing Moto 450

### Qualifying Classification

Position

**1** 77 Ryan FARQUHAR

Behind

Best Time **1:53.332** Best Speed **95.549** On **4** Gp **a**

Lap	Elapsed Time	Lap Time	Lap Speed
1	2:04.570	2:04.570	86.929
2	3:59.221	1:54.651	94.450
3	5:53.495	1:54.274	94.762
4	7:46.827	1:53.332	95.549
5	9:40.293	1:53.466	95.437
6	11:35.767	1:55.474	93.777

**2** 44 Jamie HAMILTON

Behind **0.378**

Best Time **1:53.710** Best Speed **95.232** On **4** Gp **a**

Lap	Elapsed Time	Lap Time	Lap Speed
1	2:10.322	2:10.322	83.093
2	4:04.922	1:54.600	94.492
3	5:59.406	1:54.484	94.588
4	7:53.116	1:53.710	95.232
5	9:47.048	1:53.932	95.046
6	11:40.871	1:53.823	95.137

**3** 13 Adrian ARCHIBALD

Behind **1.649**

Best Time **1:54.981** Best Speed **94.179** On **5** Gp **a**

Lap	Elapsed Time	Lap Time	Lap Speed
1	2:09.485	2:09.485	83.630
2	4:05.699	1:56.214	93.180
3	6:01.635	1:55.936	93.403
4	7:57.031	1:55.396	93.840
5	9:52.012	1:54.981	94.179
6	11:47.151	1:55.139	94.050
7	13:49.976	2:02.825	88.164
8	15:52.740	2:02.764	88.208

**4** 16 John BURROWS

Behind **2.403**

Best Time **1:55.735** Best Speed **93.565** On **4** Gp **a**

Lap	Elapsed Time	Lap Time	Lap Speed
1	2:06.527	2:06.527	85.585
2	4:04.559	1:58.032	91.745
3	6:01.668	1:57.109	92.468
4	7:57.403	1:55.735	93.565
5	9:53.971	1:56.568	92.897

Net Result Marketing Moto 450

### Qualifying Classification

Position

**5** 65 Michael SWEENEY

Behind **3.226**

Best Time **1:56.558** Best Speed **92.905** On **5** Gp **a**

Lap	Elapsed Time	Lap Time	Lap Speed
1	2:04.844	2:04.844	86.739
2	4:02.216	1:57.372	92.261
3	5:59.444	1:57.228	92.374
4	7:57.272	1:57.828	91.903
5	9:53.830	1:56.558	92.905
6	11:50.899	1:57.069	92.499
7	13:49.223	1:58.324	91.518
8	15:52.829	2:03.606	87.607

**6** 71 Davy MORGAN

Behind **4.945**

Best Time **1:58.277** Best Speed **91.555** On **4** Gp **a**

Lap	Elapsed Time	Lap Time	Lap Speed
1	2:24.129	2:24.129	75.133
2	4:30.963	2:06.834	85.378
3	6:30.383	1:59.420	90.678
4	8:28.660	1:58.277	91.555
5	10:28.596	1:59.936	90.288
6	12:26.958	1:58.362	91.489

**7** 20 Olie LINSDELL

Behind **5.047**

Best Time **1:58.379** Best Speed **91.476** On **6** Gp **a**

Lap	Elapsed Time	Lap Time	Lap Speed
1	2:53.607	2:53.607	62.375
2	5:02.301	2:08.694	84.144
3	7:05.025	2:02.724	88.237
4	9:05.837	2:00.812	89.633
5	11:05.534	1:59.697	90.468
6	13:03.913	1:58.379	91.476
7	15:06.262	2:02.349	88.507

**8** 150 William DAVISON

Behind **5.187**

Best Time **1:58.519** Best Speed **91.368** On **5** Gp **a**

Lap	Elapsed Time	Lap Time	Lap Speed
1	2:20.589	2:20.589	77.025
2	4:19.736	1:59.147	90.886
3	6:19.362	1:59.626	90.522
4	8:18.471	1:59.109	90.915
5	10:16.990	1:58.519	91.368
6	12:15.684	1:58.694	91.233
7	14:14.434	1:58.750	91.190

# RIVER RIDGE RECYCLING ARMOY ROAD RACE



## SUPERTWINS

### Qualifying

Friday, 27 July 2012

## DETAILED RESULT

Net Result Marketing Moto 450

### Qualifying Classification

Position

**9** 24 Craig SHIRLAW

Behind 6.623

Best Time 1:59.955 Best Speed 90.274 On 7 Gp a

Lap	Elapsed Time	Lap Time	Lap Speed
1	2:17.572	2:17.572	78.714
2	4:19.299	2:01.727	88.960
3	6:20.779	2:01.480	89.141
4	8:23.106	2:02.327	88.523
5	10:25.088	2:01.982	88.774
6	12:26.126	2:01.038	89.466
7	14:26.081	1:59.955	90.274

**10** 57 Ian MORRELL

Behind 6.984

Best Time 2:00.316 Best Speed 90.003 On 4 Gp a

Lap	Elapsed Time	Lap Time	Lap Speed
1	2:45.872	2:45.872	65.284
2	4:48.466	2:02.594	88.331
3	6:51.062	2:02.596	88.329
4	8:51.378	2:00.316	90.003
5	10:52.499	2:01.121	89.405
6	12:54.601	2:02.102	88.687
7	14:56.015	2:01.414	89.189
8	17:00.363	2:04.348	87.085

**11** 113 Ronan PENTONY

Behind 7.710

Best Time 2:01.042 Best Speed 89.463 On 6 Gp a

Lap	Elapsed Time	Lap Time	Lap Speed
1	2:20.973	2:20.973	76.815
2	4:23.951	2:02.978	88.055
3	6:25.737	2:01.786	88.917
4	8:27.536	2:01.799	88.907
5	10:29.035	2:01.499	89.127
6	12:30.077	2:01.042	89.463
7	15:12.356	2:42.279	66.730

**12** 103 Reuben McPHEE

Behind 8.911

Best Time 2:02.243 Best Speed 88.584 On 6 Gp a

Lap	Elapsed Time	Lap Time	Lap Speed
1	2:40.048	2:40.048	67.660
2	4:45.035	2:04.987	86.639
3	6:48.270	2:03.235	87.871
4	8:51.041	2:02.771	88.203
5	10:53.425	2:02.384	88.482
6	12:55.668	2:02.243	88.584
7	14:58.328	2:02.660	88.283

Net Result Marketing Moto 450

### Qualifying Classification

Position

**13** 96 Andy FARRELL

Behind 10.187

Best Time 2:03.519 Best Speed 87.669 On 2 Gp a

Lap	Elapsed Time	Lap Time	Lap Speed
1	2:33.067	2:33.067	70.745
2	4:36.586	2:03.519	87.669
3	6:41.251	2:04.665	86.863
4	8:45.384	2:04.133	87.235
5	10:49.326	2:03.942	87.370
6	12:53.230	2:03.904	87.397
7	14:58.581	2:05.351	86.388

**14** 28 Paul GARTLAND

Behind 10.446

Best Time 2:03.778 Best Speed 87.485 On 6 Gp a

Lap	Elapsed Time	Lap Time	Lap Speed
1	2:31.279	2:31.279	71.582
2	4:37.362	2:06.083	85.886
3	6:42.011	2:04.649	86.874
4	8:46.426	2:04.415	87.038
5	10:50.851	2:04.425	87.031
6	12:54.629	2:03.778	87.485
7	15:01.283	2:06.654	85.499

**15** 33 David HOWARD

Behind 10.854

Best Time 2:04.186 Best Speed 87.198 On 5 Gp a

Lap	Elapsed Time	Lap Time	Lap Speed
1	2:32.012	2:32.012	71.236
2	4:38.321	2:06.309	85.733
3	6:42.847	2:04.526	86.960
4	8:47.896	2:05.049	86.596
5	10:52.082	2:04.186	87.198
6	12:56.398	2:04.316	87.107
7	15:02.814	2:06.416	85.660
8	17:21.582	2:18.768	78.035

**16** 18 Vic ALLAN

Behind 13.906

Best Time 2:07.238 Best Speed 85.107 On 2 Gp a

Lap	Elapsed Time	Lap Time	Lap Speed
1	4:44.648	4:44.648	38.043
2	6:51.886	2:07.238	85.107
3	8:59.135	2:07.249	85.099

# RIVER RIDGE RECYCLING ARMOY ROAD RACE



## SUPERTWINS

### Qualifying

Friday, 27 July 2012

## DETAILED RESULT

Net Result Marketing Moto 450

### Qualifying Classification

Position

**17** **84 Maria COSTELLO**  
Behind **15.261**  
Best Time **2:08.593** Best Speed **84.210** On **3** Gp **a**

Lap	Elapsed Time	Lap Time	Lap Speed
1	2:38.477	2:38.477	68.330
2	4:48.498	2:10.021	83.285
3	6:57.091	2:08.593	84.210
4	9:07.053	2:09.962	83.323

**18** **118 Tommy HEAPHY**  
Behind **16.247**  
Best Time **2:09.579** Best Speed **83.569** On **3** Gp **a**

Lap	Elapsed Time	Lap Time	Lap Speed
1	2:54.309	2:54.309	62.124
2	5:07.986	2:13.677	81.007
3	7:17.565	2:09.579	83.569
4	9:27.553	2:09.988	83.306
5	11:37.897	2:10.344	83.079
6	13:47.822	2:09.925	83.347
7	16:03.930	2:16.108	79.560
8	18:20.674	2:16.744	79.190

**19** **50 Peter O'FLAHERTY**  
Behind **16.755**  
Best Time **2:10.087** Best Speed **83.243** On **2** Gp **a**

Lap	Elapsed Time	Lap Time	Lap Speed
1	2:52.164	2:52.164	62.898
2	5:02.251	2:10.087	83.243
3	7:14.293	2:12.042	82.010
4	9:25.063	2:10.770	82.808
5	11:35.594	2:10.531	82.960
6	13:46.587	2:10.993	82.667

**20** **124 Bryan ALLAN**  
Behind **16.907**  
Best Time **2:10.239** Best Speed **83.146** On **6** Gp **a**

Lap	Elapsed Time	Lap Time	Lap Speed
1	2:52.713	2:52.713	62.698
2	5:08.162	2:15.449	79.947
3	7:21.410	2:13.248	81.268
4	9:34.901	2:13.491	81.120
5	11:46.678	2:11.777	82.175
6	13:56.917	2:10.239	83.146
7	16:13.418	2:16.501	79.331
8	18:27.850	2:14.432	80.552

Net Result Marketing Moto 450

### Qualifying Classification

Position

**21** **7 Dave WALSH**  
Behind **17.575**  
Best Time **2:10.907** Best Speed **82.721** On **4** Gp **a**

Lap	Elapsed Time	Lap Time	Lap Speed
1	2:42.390	2:42.390	66.684
2	4:55.650	2:13.260	81.261
3	7:06.811	2:11.161	82.561
4	9:17.718	2:10.907	82.721
5	11:29.937	2:12.219	81.900
6	13:46.161	2:16.224	79.493

**22** **176 James CHRISTIE**  
Behind **17.766**  
Best Time **2:11.098** Best Speed **82.601** On **3** Gp **a**

Lap	Elapsed Time	Lap Time	Lap Speed
1	2:41.825	2:41.825	66.917
2	4:56.703	2:14.878	80.286
3	7:07.801	2:11.098	82.601
4	9:19.711	2:11.910	82.092
5	11:31.640	2:11.929	82.081
6	13:45.657	2:14.017	80.802
7	16:01.156	2:15.499	79.918
8	18:20.338	2:19.182	77.803

**23** **61 Roy McLARNON**  
Behind **23.863**  
Best Time **2:17.195** Best Speed **78.930** On **5** Gp **a**

Lap	Elapsed Time	Lap Time	Lap Speed
1	2:52.198	2:52.198	62.886
2	5:12.927	2:20.729	76.948
3	7:31.350	2:18.423	78.230
4	9:49.838	2:18.488	78.193
5	12:07.033	2:17.195	78.930
6	14:25.828	2:18.795	78.020
7	16:54.036	2:28.208	73.065



RIVER RIDGE RECYCLING ARMOY ROAD RACE

Sorted on Best Lap time

SUPERTWINS

ArmoY 3.008 Miles

Supertwins Qualifying

27/07/2012 20:00

Practice started at 20:23:33

Pos	Class	No.	Name	Machine	Sponsor	SpdTr	Best
1	STWN	77	Ryan FARQUHAR	Kawasaki 650	KMR Kawasaki	<b>141.183</b>	
2	STWN	44	Jamie HAMILTON	Kawasaki 650	KMR Kawasaki	139.725	
3	STWN	13	Adrian ARCHIBALD	Kawasaki 650	McKinstry Racing	139.245	
4	STWN	16	John BURROWS	Kawasaki 650	KBM Racing	139.365	
5	STWN	65	Michael SWEENEY	Kawasaki 650	Kiely Heating Racing	140.450	
6	STWN	71	Davy MORGAN	Kawasaki 650	CMS	137.244	
7	STWN	20	Ollie LINSDELL	Suzuki 650	Flitwick Motorcycles	137.244	
8	STWN	150	William DAVISON	Kawasaki 650	Hill Contracts	132.323	
9	STWN	24	Craig SHIRLAW	Kawasaki 650	Shirlaws Motorcycles	128.959	
10	STWN	57	Ian MORRELL	Suzuki 650	Gordy Hogg	122.814	
11	STWN	113	Ronan PENTONY	Suzuki 650		136.094	
12	STWN	103	Reuben McPHEE	Suzuki 650	North West Gas	134.182	
13	STWN	96	Andy FARRELL	Kawasaki 650	FCS	133.960	
14	STWN	28	Paul GARTLAND	Suzuki 650		125.471	
15	STWN	33	David HOWARD	Suzuki 650	MC	129.888	
16	STWN	18	Vic ALLAN	Kawasaki 650			
17	STWN	84	Maria COSTELLO	Kawasaki 650	Hol-Taj	118.511	
18	STWN	118	Tommy HEAPHY	Suzuki 650	Best Bikes Armagh	122.907	
19	STWN	50	Peter O'FLAHERTY	Suzuki 650		125.085	
20	STWN	124	Bryan ALLAN	Kawasaki 650		129.681	
21	STWN	7	Dave WALSH	Suzuki 650	DRW Racing	124.128	
22	STWN	176	James CHRISTIE	Suzuki 650	Team JCR	121.709	
23	STWN	61	Roy McLARNON	Suzuki 650	RMLR	113.459	





# RIVER RIDGE RECYCLING ARMOY ROAD RACE



## SUPERTWINS

### Race 9 - Roadside Garages - Kia Supertwins

Saturday, 28 July 2012

Pos	Class	No	Name	Machine / Sponsor	Gp	Laps	Total Time	Behind	Speed	-----Best Lap-----		
										Time	Speed	On

#### Race Classification

1	STWN	77	Ryan FARQUHAR	Kawasaki 650 - KMR Kawasaki	a	8	15:11.489		95.043	1:52.401	96.341	3
2	STWN	13	Adrian ARCHIBALD	Kawasaki 650 - McKinstry Racing	a	8	15:36.186	24.697	92.535	1:55.200	94.000	6
3	STWN	65	Michael SWEENEY	Kawasaki 650 - Kiely Heating Racing	a	8	15:36.391	24.902	92.515	1:55.302	93.917	6
4	STWN	150	William DAVISON	Kawasaki 650 - Hill Contracts	a	8	15:55.448	43.959	90.670	1:57.653	92.040	7
5	STWN	20	Olie LINSDELL	Suzuki 650 - Flitwick Motorcycles	a	8	16:03.131	51.642	89.947	1:57.884	91.860	5
6	STWN	24	Craig SHIRLAW	Kawasaki 650 - Shirlaws Motorcycles	a	8	16:03.218	51.729	89.939	1:58.603	91.303	8
7	STWN	113	Ronan PENTONY	Suzuki 650	b	8	16:06.686	55.197	89.616	1:59.372	90.715	6
8	STWN	57	Ian MORRELL	Suzuki 650 - Gordy Hogg	b	8	16:13.828	1:02.339	88.959	1:59.663	90.494	2
9	STWN	4	Sam DUNLOP	Kawasaki 650 - Emerald Road Racing	c	8	16:41.082	1:29.593	86.537	2:02.957	88.070	6
10	STWN	28	Paul GARTLAND	Suzuki 650	b	8	16:45.545	1:34.056	86.153	2:02.896	88.114	8
11	STWN	84	Maria COSTELLO	Kawasaki 650 - Hol-Taj	b	8	16:50.439	1:38.950	85.735	2:04.496	86.981	5
12	STWN	118	Tommy HEAPHY	Suzuki 650 - Best Bikes Armagh	b	8	16:59.225	1:47.736	84.996	2:05.179	86.507	7
13	STWN	7	Dave WALSH	Suzuki 650 - DRW Racing	c	7	14:56.998	1 Lap	84.506	2:05.465	86.309	7
14	STWN	61	Roy McLARNON	Suzuki 650 - RMLR	c	7	16:31.783	1:34.785	76.430	2:18.689	78.080	5

#### Fastest Lap / New Lap Record 96.367 mph (Previously 94.881 mph)


STWN	44	Jamie HAMILTON	Kawasaki 650 - KMR Kawasaki	a						1:52.371	96.367	3
------	----	----------------	-----------------------------	---	--	--	--	--	--	----------	--------	---

#### Not Classified

DNF	STWN	44	Jamie HAMILTON	Kawasaki 650 - KMR Kawasaki	a	3	5:43.616	5 Laps	94.543	1:52.371	96.367	3
DNF	STWN	33	David HOWARD	Suzuki 650 - MC	b	3	6:19.899	36.283	85.513	2:03.117	87.955	3

Provisional result to be confirmed by the Stewards of the Meeting subject to completion of technical inspections & the time limit for protests

Page 1 / 1

Circuit	<b>Armoy</b>	Signed		Organising Club	<b>Armoy MRRC</b>
Length(miles)	<b>3.0080</b>		Chief Timekeeper	Race Started	<b>16:54</b>
Weather	<b>Sunny</b>	Issued At:	17:14	Gp Time Diff - <b>b 17.02 / c 17.02</b>	
Track	<b>Dry</b>				



MCUI Ulster  
Centre Timing  
powered by  
e-Laps timing software

www.elaps-timing.com



# RIVER RIDGE RECYCLING ARMOY ROAD RACE



## SUPERTWINS

Race 9 - Roadside Garages - Kia Supertwins

Saturday, 28 July 2012

## DETAILED RESULT

### Race Classification

#### **1** 77 Ryan FARQUHAR

Total Time **15:11.489** Avg Speed **95.043** Behind  
Best Time **1:52.401** Best Speed **96.341** On **3** Gp **a**

Lap	Elapsed Time	Lap Time	Lap Speed
1	1:58.227	1:58.227	91.593
2	3:50.939	1:52.712	96.075
3	5:43.340	1:52.401	96.341
4	7:36.082	1:52.742	96.049
5	9:29.995	1:53.913	95.062
6	11:23.199	1:53.204	95.657
7	13:17.008	1:53.809	95.149
8	15:11.489	1:54.481	94.590

#### **2** 13 Adrian ARCHIBALD

Total Time **15:36.186** Avg Speed **92.535** Behind **24.697**  
Best Time **1:55.200** Best Speed **94.000** On **6** Gp **a**

Lap	Elapsed Time	Lap Time	Lap Speed
1	2:00.879	2:00.879	89.584
2	3:58.495	1:57.616	92.069
3	5:55.547	1:57.052	92.513
4	7:52.540	1:56.993	92.559
5	9:48.958	1:56.418	93.017
6	11:44.158	1:55.200	94.000
7	13:40.553	1:56.395	93.035
8	15:36.186	1:55.633	93.648

#### **3** 65 Michael SWEENEY

Total Time **15:36.391** Avg Speed **92.515** Behind **24.902**  
Best Time **1:55.302** Best Speed **93.917** On **6** Gp **a**

Lap	Elapsed Time	Lap Time	Lap Speed
1	2:00.904	2:00.904	89.565
2	3:58.462	1:57.558	92.115
3	5:55.467	1:57.005	92.550
4	7:52.364	1:56.897	92.635
5	9:49.184	1:56.820	92.696
6	11:44.486	1:55.302	93.917
7	13:40.507	1:56.021	93.335
8	15:36.391	1:55.884	93.445

### Race Classification

#### **4** 150 William DAVISON

Total Time **15:55.448** Avg Speed **90.670** Behind **43.959**  
Best Time **1:57.653** Best Speed **92.040** On **7** Gp **a**

Lap	Elapsed Time	Lap Time	Lap Speed
1	2:04.581	2:04.581	86.922
2	4:04.804	2:00.223	90.073
3	6:03.615	1:58.811	91.143
4	8:02.734	1:59.119	90.907
5	10:01.139	1:58.405	91.456
6	11:59.586	1:58.447	91.423
7	13:57.239	1:57.653	92.040
8	15:55.448	1:58.209	91.607

#### **5** 20 Olie LINSDELL

Total Time **16:03.131** Avg Speed **89.947** Behind **51.642**  
Best Time **1:57.884** Best Speed **91.860** On **5** Gp **a**

Lap	Elapsed Time	Lap Time	Lap Speed
1	2:09.467	2:09.467	83.641
2	4:09.747	2:00.280	90.030
3	6:10.078	2:00.331	89.992
4	8:10.218	2:00.140	90.135
5	10:08.102	1:57.884	91.860
6	12:06.255	1:58.153	91.651
7	14:05.244	1:58.989	91.007
8	16:03.131	1:57.887	91.857

#### **6** 24 Craig SHIRLAW

Total Time **16:03.218** Avg Speed **89.939** Behind **51.729**  
Best Time **1:58.603** Best Speed **91.303** On **8** Gp **a**

Lap	Elapsed Time	Lap Time	Lap Speed
1	2:04.396	2:04.396	87.051
2	4:05.209	2:00.813	89.633
3	6:05.312	2:00.103	90.163
4	8:05.569	2:00.257	90.047
5	10:05.344	1:59.775	90.410
6	12:05.877	2:00.533	89.841
7	14:04.615	1:58.738	91.199
8	16:03.218	1:58.603	91.303



MCUI Ulster  
Centre Timing  
powered by  
e-Laps timing software

[www.elaps-timing.com](http://www.elaps-timing.com)



# RIVER RIDGE RECYCLING ARMOY ROAD RACE



## SUPERTWINS

Race 9 - Roadside Garages - Kia Supertwins

Saturday, 28 July 2012

## DETAILED RESULT

### Race Classification

**7** 113 Ronan PENTONY

Total Time **16:06.686** Avg Speed **89.616** Behind **55.197**  
 Best Time **1:59.372** Best Speed **90.715** On **6** Gp **b**

Lap	Elapsed Time	Lap Time	Lap Speed
1	2:06.189	2:06.189	85.814
2	4:06.304	2:00.115	90.154
3	6:06.409	2:00.105	90.161
4	8:07.290	2:00.881	89.582
5	10:07.103	1:59.813	90.381
6	12:06.475	1:59.372	90.715
7	14:07.251	2:00.776	89.660
8	16:06.686	1:59.435	90.667

**8** 57 Ian MORRELL

Total Time **16:13.828** Avg Speed **88.959** Behind **1:02.339**  
 Best Time **1:59.663** Best Speed **90.494** On **2** Gp **b**

Lap	Elapsed Time	Lap Time	Lap Speed
1	2:05.647	2:05.647	86.184
2	4:05.310	1:59.663	90.494
3	6:06.264	2:00.954	89.528
4	8:07.916	2:01.652	89.015
5	10:08.509	2:00.593	89.796
6	12:10.258	2:01.749	88.944
7	14:11.903	2:01.645	89.020
8	16:13.828	2:01.925	88.815

**9** 4 Sam DUNLOP

Total Time **16:41.082** Avg Speed **86.537** Behind **1:29.593**  
 Best Time **2:02.957** Best Speed **88.070** On **6** Gp **c**

Lap	Elapsed Time	Lap Time	Lap Speed
1	2:12.919	2:12.919	81.469
2	4:17.774	2:04.855	86.731
3	6:21.825	2:04.051	87.293
4	8:26.272	2:04.447	87.015
5	10:29.889	2:03.617	87.600
6	12:32.846	2:02.957	88.070
7	14:36.495	2:03.649	87.577
8	16:41.082	2:04.587	86.918

### Race Classification

**10** 28 Paul GARTLAND

Total Time **16:45.545** Avg Speed **86.153** Behind **1:34.056**  
 Best Time **2:02.896** Best Speed **88.114** On **8** Gp **b**

Lap	Elapsed Time	Lap Time	Lap Speed
1	2:11.414	2:11.414	82.402
2	4:17.506	2:06.092	85.880
3	6:24.620	2:07.114	85.190
4	8:30.490	2:05.870	86.032
5	10:34.901	2:04.411	87.041
6	12:39.616	2:04.715	86.828
7	14:42.649	2:03.033	88.015
8	16:45.545	2:02.896	88.114

**11** 84 Maria COSTELLO

Total Time **16:50.439** Avg Speed **85.735** Behind **1:38.950**  
 Best Time **2:04.496** Best Speed **86.981** On **5** Gp **b**

Lap	Elapsed Time	Lap Time	Lap Speed
1	2:12.112	2:12.112	81.967
2	4:18.383	2:06.271	85.758
3	6:24.732	2:06.349	85.705
4	8:30.740	2:06.008	85.937
5	10:35.236	2:04.496	86.981
6	12:40.600	2:05.364	86.379
7	14:45.351	2:04.751	86.803
8	16:50.439	2:05.088	86.569

**12** 118 Tommy HEAPHY

Total Time **16:59.225** Avg Speed **84.996** Behind **1:47.736**  
 Best Time **2:05.179** Best Speed **86.507** On **7** Gp **b**

Lap	Elapsed Time	Lap Time	Lap Speed
1	2:16.039	2:16.039	79.601
2	4:22.147	2:06.108	85.869
3	6:29.484	2:07.337	85.040
4	8:36.478	2:06.994	85.270
5	10:42.516	2:06.038	85.917
6	12:47.972	2:05.456	86.316
7	14:53.151	2:05.179	86.507
8	16:59.225	2:06.074	85.892

**13** 7 Dave WALSH

Total Time **14:56.998** Avg Speed **84.506** Behind **1 Lap**  
 Best Time **2:05.465** Best Speed **86.309** On **7** Gp **c**

Lap	Elapsed Time	Lap Time	Lap Speed
1	2:14.010	2:14.010	80.806
2	4:21.487	2:07.477	84.947
3	6:30.758	2:09.271	83.768
4	8:38.870	2:08.112	84.526
5	10:45.994	2:07.124	85.183
6	12:51.533	2:05.539	86.258
7	14:56.998	2:05.465	86.309

# RIVER RIDGE RECYCLING ARMOY ROAD RACE



## SUPERTWINS

Race 9 - Roadside Garages - Kia Supertwins

Saturday, 28 July 2012

## DETAILED RESULT

### Race Classification

**14** 61 Roy McLARNON

Total Time **16:31.783** Avg Speed **76.430** Behind **1:34.785**

Best Time **2:18.689** Best Speed **78.080** On **5** Gp **c**

Lap	Elapsed Time	Lap Time	Lap Speed
1	2:29.884	2:29.884	72.248
2	4:53.539	2:23.655	75.381
3	7:14.820	2:21.281	76.647
4	9:34.675	2:19.855	77.429
5	11:53.364	2:18.689	78.080
6	14:12.609	2:19.245	77.768
7	16:31.783	2:19.174	77.808

### Not Classified

**DNF** 44 Jamie HAMILTON

Total Time **5:43.616** Avg Speed **94.543** Behind **5 Laps**

Best Time **1:52.371** Best Speed **96.367** On **3** Gp **a**

Lap	Elapsed Time	Lap Time	Lap Speed
1	1:58.246	1:58.246	91.579
2	3:51.245	1:52.999	95.831
3	5:43.616	1:52.371	96.367

**DNF** 33 David HOWARD

Total Time **6:19.899** Avg Speed **85.513** Behind **36.283**

Best Time **2:03.117** Best Speed **87.955** On **3** Gp **b**

Lap	Elapsed Time	Lap Time	Lap Speed
1	2:12.405	2:12.405	81.785
2	4:16.782	2:04.377	87.064
3	6:19.899	2:03.117	87.955

# RIVER RIDGE RECYCLING ARMOY ROAD RACE



## SUPERTWINS

### Race 9 - Roadside Garages - Kia Supertwins

## LAP CHART

**1**

No	Name	G	Elapsed Time	Lap Time
77	Ryan FARQUHAR	a	1:58.227	1:58.227
44	Jamie HAMILTON	a	1:58.246	1:58.246
13	Adrian ARCHIBALD	a	2:00.879	2:00.879
65	Michael SWEENEY	a	2:00.904	2:00.904
24	Craig SHIRLAW	a	2:04.396	2:04.396
150	William DAVISON	a	2:04.581	2:04.581
57	Ian MORRELL	b	2:05.647	2:05.647
113	Ronan PENTONY	b	2:06.189	2:06.189
20	Olie LINSDELL	a	2:09.467	2:09.467
28	Paul GARTLAND	b	2:11.414	2:11.414
84	Maria COSTELLO	b	2:12.112	2:12.112
33	David HOWARD	b	2:12.405	2:12.405
4	Sam DUNLOP	c	2:12.919	2:12.919
7	Dave WALSH	c	2:14.010	2:14.010
118	Tommy HEAPHY	b	2:16.039	2:16.039
61	Roy McLARNON	c	2:29.884	2:29.884

**2**

No	Name	G	Elapsed Time	Lap Time
77	Ryan FARQUHAR	a	3:50.939	1:52.712
44	Jamie HAMILTON	a	3:51.245	1:52.999
65	Michael SWEENEY	a	3:58.462	1:57.558
13	Adrian ARCHIBALD	a	3:58.495	1:57.616
150	William DAVISON	a	4:04.804	2:00.223
24	Craig SHIRLAW	a	4:05.209	2:00.813
57	Ian MORRELL	b	4:05.310	1:59.663
113	Ronan PENTONY	b	4:06.304	2:00.115
20	Olie LINSDELL	a	4:09.747	2:00.280
33	David HOWARD	b	4:16.782	2:04.377
28	Paul GARTLAND	b	4:17.506	2:06.092
4	Sam DUNLOP	c	4:17.774	2:04.855
84	Maria COSTELLO	b	4:18.383	2:06.271
7	Dave WALSH	c	4:21.487	2:07.477
118	Tommy HEAPHY	b	4:22.147	2:06.108
61	Roy McLARNON	c	4:53.539	2:23.655

**3**

No	Name	G	Elapsed Time	Lap Time
77	Ryan FARQUHAR	a	5:43.340	1:52.401
44	Jamie HAMILTON	a	5:43.616	1:52.371
65	Michael SWEENEY	a	5:55.467	1:57.005
13	Adrian ARCHIBALD	a	5:55.547	1:57.052
150	William DAVISON	a	6:03.615	1:58.811
24	Craig SHIRLAW	a	6:05.312	2:00.103
57	Ian MORRELL	b	6:06.264	2:00.954
113	Ronan PENTONY	b	6:06.409	2:00.105
20	Olie LINSDELL	a	6:10.078	2:00.331
33	David HOWARD	b	6:19.899	2:03.117
4	Sam DUNLOP	c	6:21.825	2:04.051
28	Paul GARTLAND	b	6:24.620	2:07.114
84	Maria COSTELLO	b	6:24.732	2:06.349
118	Tommy HEAPHY	b	6:29.484	2:07.337
7	Dave WALSH	c	6:30.758	2:09.271
61	Roy McLARNON	c	7:14.820	2:21.281

**4**

No	Name	G	Elapsed Time	Lap Time
77	Ryan FARQUHAR	a	7:36.082	1:52.742
65	Michael SWEENEY	a	7:52.364	1:56.897
13	Adrian ARCHIBALD	a	7:52.540	1:56.993
150	William DAVISON	a	8:02.734	1:59.119
24	Craig SHIRLAW	a	8:05.569	2:00.257
113	Ronan PENTONY	b	8:07.290	2:00.881
57	Ian MORRELL	b	8:07.916	2:01.652
20	Olie LINSDELL	a	8:10.218	2:00.140
4	Sam DUNLOP	c	8:26.272	2:04.447
28	Paul GARTLAND	b	8:30.490	2:05.870
84	Maria COSTELLO	b	8:30.740	2:06.008
118	Tommy HEAPHY	b	8:36.478	2:06.994
7	Dave WALSH	c	8:38.870	2:08.112
61	Roy McLARNON	c	9:34.675	2:19.855

**5**

No	Name	G	Elapsed Time	Lap Time
77	Ryan FARQUHAR	a	9:29.995	1:53.913
13	Adrian ARCHIBALD	a	9:48.958	1:56.418
65	Michael SWEENEY	a	9:49.184	1:56.820
150	William DAVISON	a	10:01.139	1:58.405
24	Craig SHIRLAW	a	10:05.344	1:59.775
113	Ronan PENTONY	b	10:07.103	1:59.813
20	Olie LINSDELL	a	10:08.102	1:57.884
57	Ian MORRELL	b	10:08.509	2:00.593
4	Sam DUNLOP	c	10:29.889	2:03.617
28	Paul GARTLAND	b	10:34.901	2:04.411
84	Maria COSTELLO	b	10:35.236	2:04.496
118	Tommy HEAPHY	b	10:42.516	2:06.038
7	Dave WALSH	c	10:45.994	2:07.124
61	Roy McLARNON	c	11:53.364	2:18.689

**6**

No	Name	G	Elapsed Time	Lap Time
77	Ryan FARQUHAR	a	11:23.199	1:53.204
13	Adrian ARCHIBALD	a	11:44.158	1:55.200
65	Michael SWEENEY	a	11:44.486	1:55.302
150	William DAVISON	a	11:59.586	1:58.447
24	Craig SHIRLAW	a	12:05.877	2:00.533
20	Olie LINSDELL	a	12:06.255	1:58.153
113	Ronan PENTONY	b	12:06.475	1:59.372
57	Ian MORRELL	b	12:10.258	2:01.749
4	Sam DUNLOP	c	12:32.846	2:02.957
28	Paul GARTLAND	b	12:39.616	2:04.715
84	Maria COSTELLO	b	12:40.600	2:05.364
118	Tommy HEAPHY	b	12:47.972	2:05.456
7	Dave WALSH	c	12:51.533	2:05.539
61	Roy McLARNON	c	14:12.609	2:19.245

# RIVER RIDGE RECYCLING ARMOY ROAD RACE

## SUPERTWINS

### Race 9 - Roadside Garages - Kia Supertwins

## LAP CHART



7

No	Name	G	Elapsed Time	Lap Time
77	Ryan FARQUHAR	a	13:17.008	1:53.809
65	Michael SWEENEY	a	13:40.507	1:56.021
13	Adrian ARCHIBALD	a	13:40.553	1:56.395
150	William DAVISON	a	13:57.239	1:57.653
24	Craig SHIRLAW	a	14:04.615	1:58.738
20	Olie LINSDELL	a	14:05.244	1:58.989
113	Ronan PENTONY	b	14:07.251	2:00.776
57	Ian MORRELL	b	14:11.903	2:01.645
4	Sam DUNLOP	c	14:36.495	2:03.649
28	Paul GARTLAND	b	14:42.649	2:03.033
84	Maria COSTELLO	b	14:45.351	2:04.751
118	Tommy HEAPHY	b	14:53.151	2:05.179
7	Dave WALSH	c	14:56.998	2:05.465
61	Roy McLARNON	c	16:31.783	2:19.174

8

No	Name	G	Elapsed Time	Lap Time
77	Ryan FARQUHAR	a	15:11.489	1:54.481
13	Adrian ARCHIBALD	a	15:36.186	1:55.633
65	Michael SWEENEY	a	15:36.391	1:55.884
150	William DAVISON	a	15:55.448	1:58.209
20	Olie LINSDELL	a	16:03.131	1:57.887
24	Craig SHIRLAW	a	16:03.218	1:58.603
113	Ronan PENTONY	b	16:06.686	1:59.435
57	Ian MORRELL	b	16:13.828	2:01.925
4	Sam DUNLOP	c	16:41.082	2:04.587
28	Paul GARTLAND	b	16:45.545	2:02.896
84	Maria COSTELLO	b	16:50.439	2:05.088
118	Tommy HEAPHY	b	16:59.225	2:06.074



**RIVER RIDGE RECYCLING ARMOY ROAD RACE**
**Sorted on Laps**

SUPERTWINS

Armoys 3.008 Miles

R9: Roadside Garages - Kia Supertwins

28/07/2012 15:30

Race (8 Laps) started at 16:54:56

Pos	Class	No.	Name	Machine	Sponsor	SpdTr	Best
1	STWN	77	Ryan FARQUHAR	Kawasaki 650	KMR Kawasaki	<b>140.086</b>	
2	STWN	13	Adrian ARCHIBALD	Kawasaki 650	McKinstry Racing	137.013	
3	STWN	65	Michael SWEENEY	Kawasaki 650	Kiely Heating Racing	139.725	
4	STWN	150	William DAVISON	Kawasaki 650	Hill Contracts	134.627	
5	STWN	20	Olie LINSDELL	Suzuki 650	Flitwick Motorcycles	134.963	
6	STWN	24	Craig SHIRLAW	Kawasaki 650	Shirlaws Motorcycles	132.323	
7	STWN	113	Ronan PENTONY	Suzuki 650		134.515	
8	STWN	57	Ian MORRELL	Suzuki 650	Gordy Hogg	131.253	
9	STWN	4	Sam DUNLOP	Kawasaki 650	Emerald Road Racing	132.215	
10	STWN	28	Paul GARTLAND	Suzuki 650		128.959	
11	STWN	84	Maria COSTELLO	Kawasaki 650	Hol-Taj	128.755	
12	STWN	118	Tommy HEAPHY	Suzuki 650	Best Bikes Armagh	126.646	
13	STWN	7	Dave WALSH	Suzuki 650	DRW Racing	128.449	
14	STWN	61	Roy McLARNON	Suzuki 650	RMLR	114.823	

Not classified ()

DNF	STWN	<b>44</b>	Jamie HAMILTON	<b>Kawasaki 650</b>	<b>KMR Kawasaki</b>	139.245	
DNF	STWN	33	David HOWARD	Suzuki 650	MC	127.742	

Margin of Victory	Avg. Speed	Best Lap Tm	Best Speed	Best Lap by
24.696	95.042	1:52.371	96.367	44 - Jamie HAMILTON

Promoted by Armoys Motorcycle Road Racing Club

Orbits

Provisional result to be confirmed by the Stewards of the Meeting subject to the completion of technical inspections and the time limit for protests.

 MCUI (Ulster Centre) Timing @ [www.elaps-timing.com](http://www.elaps-timing.com)

[www.amb-it.com](http://www.amb-it.com)
[www.mylaps.com](http://www.mylaps.com)

Licensed to: MCUI

**IRISH ROAD RACE SUPERTWINS**

2012

Pos	No.	Name	Total	Diff	Gap	#1		#2		#3		#4		#5		#6		#7	
						R1	R1	R5	R1	65	R1	R9	R1	R1	R5	R1	65	R1	R9
1	77	Ryan FARQUHAR	150	0	0	25	25	25	25	25	x	25	x	25					
2	44	Jamie HAMILTON	101	49	49	20	16	x	20	20	25	x							
3	16	John BURROWS	93	57	8	11	20	20	16	13	13	x							
4	65	Michael SWEENEY	91	59	2	16	10	x	13	16	20	16							
5	96	Andy FARRELL	62	88	29	13	11	16	x	11	11	x							
6	57	Ian MORRELL	54	96	8	9	9	11	x	9	8	8							
7	71	Davy MORGAN	36	114	18	10	x	x	x	10	16	x							
8	113	Ronan PENTONY	35	115	1	8	x	x	x	8	10	9							
9	24	Craig SHIRLAW	29	121	6	6	x	13	x	x	x	10							
10	150	William DAVISON	26	124	3	x	13	x	x	x	x	13							
11	3	Anthony McCOLGAN	22	128	4	7	6	x	9	x	x	x							
12	4	Sam DUNLOP	22	128	0	x	x	10	x	5	x	7							
13	13	Adrian ARCHIBALD	20	130	2	x	x	x	x	x	x	20							
14	64	Stephen McKNIGHT	19	131	1	x	8	x	11	x	x	x							
15	103	Reuben McPHEE	18	132	1	4	5	x	x	4	5	x							
16	93	Ciaran O'CALLAGHAN	17	133	1	1	x	x	x	7	9	x							
17	7	Dave WALSH	15	135	2	x	3	9	x	x	x	3							
18	20	Olie LINSDELL	11	139	4	x	x	x	x	x	x	11							
19	84	Maria COSTELLO	11	139	0	x	x	x	x	x	6	5							
20	50	Peter O'FLAHERTY	11	139	0	x	x	x	7	x	4	x							
21	30	Aron HATCH	11	139	0	x	x	8	2	1	x	x							
22	7	Paul CRANSTON	10	140	1	x	x	x	10	x	x	x							
23	101	Robert McCRUM	10	140	0	x	x	6	4	x	x	x							
24	17	Alastair BAYLEY	8	142	2	x	x	x	8	x	x	x							
25	118	Tommy HEAPHY	8	142	0	x	x	x	3	x	1	4							
26	82	Derek SHEILS	7	143	1	x	x	x	x	x	7	x							
27	177	Mark SHIELS	7	143	0	x	x	7	x	x	x	x							
28	32	Joe PHILLIPS	7	143	0	x	7	x	x	x	x	x							
29	61	Roy McLARNON	7	143	0	x	x	5	x	x	x	2							
30	28	Paul GARTLAND	6	144	1	x	x	x	x	x	x	6							
31	70	Dave COUGHLAN	6	144	0	x	x	x	x	6	x	x							
32	6	Neil VICARS	6	144	0	x	x	x	6	x	x	x							
33	43	Robbie LYALL	6	144	0	5	1	x	x	x	x	x							
34	88	Brendan FLYNN	5	145	1	x	x	x	5	x	x	x							
35	21	Alan CONNOR	5	145	0	x	x	x	x	3	2	x							
36	33	David HOWARD	5	145	0	3	x	x	x	2	x	x							
37	5	Paul LENNON	4	146	1	x	4	x	x	x	x	x							
38	171	Darren O'DWYER	3	147	1	x	x	x	x	x	3	x							
39	155	Scott CAMPBELL	2	148	1	2	x	x	x	x	x	x							
40	47	Davie BLACK	2	148	0	x	2	x	x	x	x	x							

**Event Legend**

#1	27/04/2012	KDM HIRE COOKSTOWN 100	#5	07/07/2012	AonInsure.ie SKERRIES ROAD RACE
#2	04/05/2012	AROUND A POUND TANDRAGEE 100	#6	14/07/2012	RACE OF THE SOUTH
#3	15/06/2012	MID-ANTRIM 150	#7	27/07/2012	RIVER RIDGE RECYCLING ARMOY ROAD RACE
#4	23/06/2012	H2 ENGINEERING BUSH ROAD RACE			

**ULSTER ROAD RACE SUPERTWINS**

2012

Pos	No.	Name	Total	Diff	Gap	#1 #2 #3 #4 #5				
						R1	R1	R5	R1	R9
1	77	Ryan FARQUHAR	125	0	0	25	25	25	25	25
2	16	John BURROWS	67	58	58	11	20	20	16	x
3	44	Jamie HAMILTON	56	69	11	20	16	x	20	x
4	65	Michael SWEENEY	55	70	1	16	10	x	13	16
5	96	Andy FARRELL	40	85	15	13	11	16	x	x
6	57	Ian MORRELL	37	88	3	9	9	11	x	8
7	24	Craig SHIRLAW	29	96	8	6	x	13	x	10
8	150	William DAVISON	26	99	3	x	13	x	x	13
9	3	Anthony McCOLGAN	22	103	4	7	6	x	9	x
10	13	Adrian ARCHIBALD	20	105	2	x	x	x	x	20
11	64	Stephen McKNIGHT	19	106	1	x	8	x	11	x
12	4	Sam DUNLOP	17	108	2	x	x	10	x	7
13	113	Ronan PENTONY	17	108	0	8	x	x	x	9
14	7	Dave WALSH	15	110	2	x	3	9	x	3
15	20	Oie LINSDELL	11	114	4	x	x	x	x	11
16	7	Paul CRANSTON	10	115	1	x	x	x	10	x
17	71	Davy MORGAN	10	115	0	10	x	x	x	x
18	30	Aron HATCH	10	115	0	x	x	8	2	x
19	101	Robert McCURUM	10	115	0	x	x	6	4	x
20	103	Reuben McPHEE	9	116	1	4	5	x	x	x
21	17	Alastair BAYLEY	8	117	1	x	x	x	8	x
22	50	Peter O'FLAHERTY	7	118	1	x	x	x	7	x
23	177	Mark SHIELS	7	118	0	x	x	7	x	x
24	32	Joe PHILLIPS	7	118	0	x	7	x	x	x
25	118	Tommy HEAPHY	7	118	0	x	x	x	3	4
26	61	Roy McLARNON	7	118	0	x	x	5	x	2
27	28	Paul GARTLAND	6	119	1	x	x	x	x	6
28	6	Neil VICARS	6	119	0	x	x	x	6	x
29	43	Robbie LYALL	6	119	0	5	1	x	x	x
30	84	Maria COSTELLO	5	120	1	x	x	x	x	5
31	88	Brendan FLYNN	5	120	0	x	x	x	5	x
32	5	Paul LENNON	4	121	1	x	4	x	x	x
33	33	David HOWARD	3	122	1	3	x	x	x	x
34	155	Scott CAMPBELL	2	123	1	2	x	x	x	x
35	47	Davie BLACK	2	123	0	x	2	x	x	x
36	93	Ciaran O'CALLAGHAN	1	124	1	1	x	x	x	x

**Event Legend**

#1	27/04/2012	KDM HIRE COOKSTOWN 100	#4	23/06/2012	H2 ENGINEERING BUSH ROAD RACE
#2	04/05/2012	AROUND A POUND TANDRAGEE 100	#5	27/07/2012	RIVER RIDGE RECYCLING ARMOY ROAD RACE
#3	15/06/2012	MID-ANTRIM 150			