



ARMOY ROAD RACE

The Race of Legends

Friday 27th & Saturday 28th July 2012

promoted by
Armoy Motorcycle Road Racing Club
www.amrrc.com

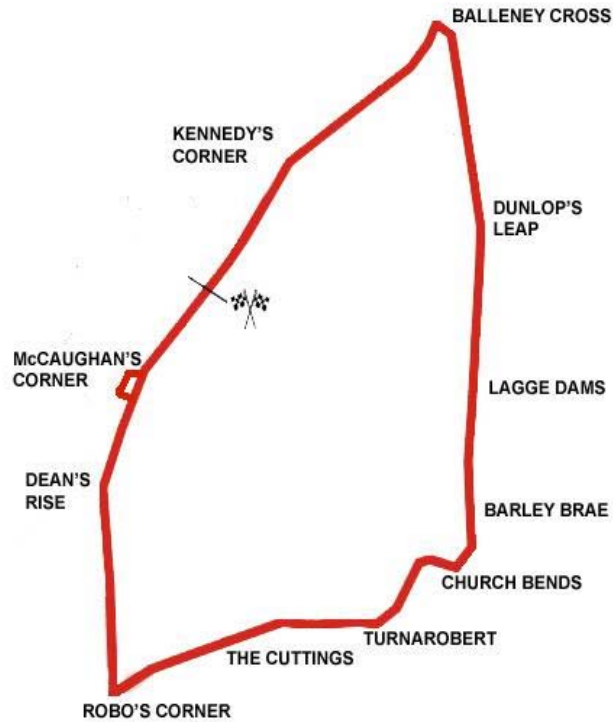
**BAYVIEW HOTEL MOTO 3 (125cc GP)
& NET RESULT MARKETING MOTO 450**



northernireland
tourist board



Armoyn Circuit 3.008 miles



Lap Records

Class	Rider	Machine	m s	mph	Year
125cc	William Dunlop	Honda	2 02.397	88.473	2010
Moto 3	to be established				
Moto 450	Ryan Farquhar	Kawasaki	2 00.910	89.561	2011
250cc	Davy Morgan	Honda	1 54.978	94.181	2011
Supersport 400	Robbie Lyall	Kawasaki	2 02.187	88.625	2011
Supertwins	Ryan Farquhar	Kawasaki 650	1 54.130	94.881	2011
Supersport	Michael Dunlop	Yamaha	1 46.448	101.729	2011
Superbike	Michael Dunlop	Kawasaki	1 42.919	105.217	2011
Senior Support	Alan Bonner	Yamaha 600	1 53.302	95.575	2010
Junior Support	Ciaran Donnelly	Honda 250	1 56.206	93.186	2011
Classic 1000cc	Richard Ford	Norton 750	2 07.957	84.628	2011
Classic 500cc	Freddie Stewart	Honda	2 11.491	82.354	2011
Classic 350cc	Keith Costello	Honda	2 15.054	80.181	2011
Classic 250cc	Jeff Ward	Suzuki	2 18.732	78.056	2011

MOST WINS at ARMOY ROAD RACE

Ryan Farquhar	9	2009-11
Michael Dunlop	5	2009-11
William Dunlop	3	2010-11
Dean Harrison	2	2010

ALL TIME IRISH ROAD RACE WINNERS (after the Race of the South 2012)

Most Wins at All Irish Road Race Meetings

1.	Ryan Farquhar	195	1995-12
2.	Joey Dunlop	156	1971-00
3.	Robert Dunlop	135	1980-08
4.	Ray McCullough	109	1960-82
	Phillip McCallen	109	1987-99
6.	Brian Reid	78	1980-94
7.	Darran Lindsay	75	1999-06
	William Dunlop	75	2005-12
9.	James Courtney	66	1992-99
10.	Adrian Archibald	64	1994-06

RIVER RIDGE RECYCLING ARMOY ROAD RACE



MOTO3 & MOTO450

Qualifying

Friday, 27 July 2012

MOTO3


Pos	Class	No	Name	Machine / Sponsor	Time	Best Lap		On	Total Laps
						Behind	Speed		
Qualifying Classification									
1	125R	56	Sam WILSON	Honda 125 - Logan Racing	2:02.558		88.357	8	8
2	125R	18	Paul ROBINSON	Aprilia 125 - Stoneyford Concrete	2:04.101	1.543	87.258	5	7
3	125R	97	Seamus ELLIOTT	Honda 125 - Logan Racing	2:04.333	1.775	87.095	6	8
4	125R	86	Nigel MOORE	Honda 125	2:05.345	2.787	86.392	7	8
5	125R	33	Sam DUNLOP	Honda 125 - Orra	2:05.410	2.852	86.347	6	7
6	125R	61	Paul JORDAN	Honda 125 - James Delaney/TorqueTronix	2:06.808	4.250	85.395	6	6
7	125R	4	Barry DAVIDSON	Honda 250 - Bob Wylie Racing	2:06.856	4.298	85.363	5	8
8	125R	20	Olie LINSDELL	Honda 125 - Flitwick Motorcycles	2:08.006	5.448	84.596	6	7
9	125R	36	Steven LAWTON	Honda 125 - SJL	2:08.880	6.322	84.022	5	6
10	125R	118	Lee VERNON	Honda 125	2:09.156	6.598	83.843	4	7
11	125R	44	Craig GIBSON	Honda 125 - Peter Simpson Construction	2:09.875	7.317	83.379	4	8
12	125R	333	Warren REEVE	Honda 125 - Flexipatch	2:10.666	8.108	82.874	4	8
13	125R	26	Phil HARVEY	Honda 125 - Go Kart Electric Golf	2:11.347	8.789	82.444	7	7
14	125R	7	Ciaran DONNELLY	Honda 125 - JDM	2:12.511	9.953	81.720	7	7
15	125R	54	Adrian COLEMAN	Honda 125	2:14.698	12.140	80.393	2	2
16	125R	14	Jack SANDS	Honda 125	2:15.109	12.551	80.149	6	7
17	125R	74	Tommy HENRY	Honda 125 - Logan Racing	2:15.143	12.585	80.128	7	7
18	125R	71	Raymond HODGES	Honda 125 - TT Racing	2:15.309	12.751	80.030	4	7
19	125R	9	John ELLA	Honda 125	2:16.494	13.936	79.335	5	7
20	125R	15	Peter McKILLOP	Honda 125 - Law Commercials	2:18.249	15.691	78.328	4	4
21	125R	50	Mick CHATTERTON	Honda 125	2:21.466	18.908	76.547	4	7

MOTO450

Pos	Class	No	Name	Machine / Sponsor	Time	Best Lap		On	Total Laps
						Behind	Speed		
Qualifying Classification									
1	M450	38	Darren GILPIN	Honda 450	2:13.521		81.102	4	7
2	M450	171	Dave WALSH	KTM 450 - DRW Racing	2:16.348	2.827	79.420	7	7
3	M450	45	Stephen DAVISON	KTM 450	2:24.777	11.256	74.796	7	7

Provisional result to be confirmed by the Stewards of the Meeting subject to completion of technical inspections & the time limit for protests

Page 1 / 1

Circuit	ArmoY	Signed		Organising Club	ArmoY MRRC
Length(miles)	3.0080	Chief Timekeeper		Qualifying Started	16:28
Weather	Cloudy	Issued At:	16:49		
Track	Dry				



MCUI Ulster
Centre Timing
powered by
e-Laps timing software

www.elaps-timing.com



RIVER RIDGE RECYCLING ARMOY ROAD RACE



MOTO3 & MOTO450

Qualifying

Friday, 27 July 2012

DETAILED RESULT

MOTO3

Qualifying Classification

Position

1 56 Sam WILSON

125R Behind 1.543
Best Time **2:02.558** Best Speed **88.357** On 8 Gp a

Lap	Elapsed Time	Lap Time	Lap Speed
1	2:54.060	2:54.060	62.213
2	5:02.677	2:08.617	84.194
3	7:07.222	2:04.545	86.947
4	9:10.689	2:03.467	87.706
5	11:14.596	2:03.907	87.395
6	13:20.642	2:06.046	85.911
7	15:39.886	2:19.244	77.769
8	17:42.444	2:02.558	88.357

2 18 Paul ROBINSON

125R Behind 1.543
Best Time **2:04.101** Best Speed **87.258** On 5 Gp a

Lap	Elapsed Time	Lap Time	Lap Speed
1	2:48.850	2:48.850	64.133
2	4:56.947	2:08.097	84.536
3	7:04.351	2:07.404	84.996
4	9:26.884	2:22.533	75.974
5	11:30.985	2:04.101	87.258
6	13:40.053	2:09.068	83.900
7	15:45.543	2:05.490	86.292

3 97 Seamus ELLIOTT

125R Behind 1.775
Best Time **2:04.333** Best Speed **87.095** On 6 Gp a

Lap	Elapsed Time	Lap Time	Lap Speed
1	2:57.754	2:57.754	60.920
2	5:09.992	2:12.238	81.889
3	7:17.864	2:07.872	84.685
4	9:23.736	2:05.872	86.030
5	11:29.047	2:05.311	86.415
6	13:33.380	2:04.333	87.095
7	15:39.151	2:05.771	86.099
8	17:44.869	2:05.718	86.136

MOTO3

Qualifying Classification

Position

4 86 Nigel MOORE

125R Behind 2.787
Best Time **2:05.345** Best Speed **86.392** On 7 Gp a

Lap	Elapsed Time	Lap Time	Lap Speed
1	2:50.507	2:50.507	63.509
2	5:02.792	2:12.285	81.860
3	7:09.813	2:07.021	85.252
4	9:16.338	2:06.525	85.586
5	11:22.358	2:06.020	85.929
6	13:28.680	2:06.322	85.724
7	15:34.025	2:05.345	86.392
8	17:39.734	2:05.709	86.142

5 33 Sam DUNLOP

125R Behind 2.852
Best Time **2:05.410** Best Speed **86.347** On 6 Gp a

Lap	Elapsed Time	Lap Time	Lap Speed
1	2:56.759	2:56.759	61.263
2	5:10.548	2:13.789	80.939
3	7:20.340	2:09.792	83.432
4	9:27.836	2:07.496	84.934
5	11:33.939	2:06.103	85.873
6	13:39.349	2:05.410	86.347
7	15:47.481	2:08.132	84.513

6 61 Paul JORDAN

125R Behind 4.250
Best Time **2:06.808** Best Speed **85.395** On 6 Gp a

Lap	Elapsed Time	Lap Time	Lap Speed
1	2:46.200	2:46.200	65.155
2	4:57.008	2:10.808	82.784
3	7:04.462	2:07.454	84.962
4	9:13.441	2:08.979	83.958
5	11:35.574	2:22.133	76.188
6	13:42.382	2:06.808	85.395

7 4 Barry DAVIDSON

125R Behind 4.298
Best Time **2:06.856** Best Speed **85.363** On 5 Gp a

Lap	Elapsed Time	Lap Time	Lap Speed
1	2:46.935	2:46.935	64.868
2	4:59.440	2:12.505	81.724
3	7:08.440	2:09.000	83.944
4	9:16.279	2:07.839	84.707
5	11:23.135	2:06.856	85.363
6	13:33.656	2:10.521	82.966
7	15:42.354	2:08.698	84.141
8	17:49.827	2:07.473	84.950

RIVER RIDGE RECYCLING ARMOY ROAD RACE



MOTO3 & MOTO450

Qualifying

Friday, 27 July 2012

DETAILED RESULT

MOTO3

Qualifying Classification

Position

8 **20 Olie LINSDELL**
125R Behind **5.448**
Best Time **2:08.006** Best Speed **84.596** On **6** Gp **a**

Lap	Elapsed Time	Lap Time	Lap Speed
1	2:52.802	2:52.802	62.666
2	5:07.726	2:14.924	80.259
3	7:25.591	2:17.865	78.546
4	9:36.267	2:10.676	82.868
5	11:46.504	2:10.237	83.147
6	13:54.510	2:08.006	84.596
7	16:02.752	2:08.242	84.440

9 **36 Steven LAWTON**
125R Behind **6.322**
Best Time **2:08.880** Best Speed **84.022** On **5** Gp **a**

Lap	Elapsed Time	Lap Time	Lap Speed
1	2:52.516	2:52.516	62.770
2	5:06.216	2:13.700	80.993
3	7:18.050	2:11.834	82.140
4	9:27.392	2:09.342	83.722
5	11:36.272	2:08.880	84.022
6	13:46.243	2:09.971	83.317

10 **118 Lee VERNON**
125R Behind **6.598**
Best Time **2:09.156** Best Speed **83.843** On **4** Gp **a**

Lap	Elapsed Time	Lap Time	Lap Speed
1	2:55.367	2:55.367	61.749
2	5:08.908	2:13.541	81.090
3	7:20.273	2:11.365	82.433
4	9:29.429	2:09.156	83.843
5	11:42.344	2:12.915	81.472
6	13:52.254	2:09.910	83.356
7	16:02.156	2:09.902	83.361

11 **44 Craig GIBSON**
125R Behind **7.317**
Best Time **2:09.875** Best Speed **83.379** On **4** Gp **a**

Lap	Elapsed Time	Lap Time	Lap Speed
1	2:26.929	2:26.929	73.701
2	4:38.277	2:11.348	82.444
3	6:51.111	2:12.834	81.521
4	9:00.986	2:09.875	83.379
5	11:11.540	2:10.554	82.945
6	13:22.688	2:11.148	82.569
7	15:33.492	2:10.804	82.786
8	17:44.436	2:10.944	82.698

MOTO3

Qualifying Classification

Position

12 **333 Warren REEVE**
125R Behind **8.108**
Best Time **2:10.666** Best Speed **82.874** On **4** Gp **a**

Lap	Elapsed Time	Lap Time	Lap Speed
1	2:19.573	2:19.573	77.585
2	4:31.050	2:11.477	82.363
3	6:43.441	2:12.391	81.794
4	8:54.107	2:10.666	82.874
5	11:06.963	2:12.856	81.508
6	13:21.780	2:14.817	80.322
7	15:38.159	2:16.379	79.402
8	17:53.835	2:15.676	79.814

13 **26 Phil HARVEY**
125R Behind **8.789**
Best Time **2:11.347** Best Speed **82.444** On **7** Gp **a**

Lap	Elapsed Time	Lap Time	Lap Speed
1	2:23.079	2:23.079	75.684
2	4:37.589	2:14.510	80.506
3	6:51.946	2:14.357	80.597
4	9:05.791	2:13.845	80.906
5	11:18.930	2:13.139	81.335
6	13:30.577	2:11.647	82.256
7	15:41.924	2:11.347	82.444

14 **7 Ciaran DONNELLY**
125R Behind **9.953**
Best Time **2:12.511** Best Speed **81.720** On **7** Gp **a**

Lap	Elapsed Time	Lap Time	Lap Speed
1	2:40.329	2:40.329	67.541
2	4:58.699	2:18.370	78.260
3	7:12.123	2:13.424	81.161
4	9:27.075	2:14.952	80.242
5	11:42.140	2:15.065	80.175
6	13:54.978	2:12.838	81.519
7	16:07.489	2:12.511	81.720

15 **54 Adrian COLEMAN**
125R Behind **12.140**
Best Time **2:14.698** Best Speed **80.393** On **2** Gp **a**

Lap	Elapsed Time	Lap Time	Lap Speed
1	2:51.306	2:51.306	63.213
2	5:06.004	2:14.698	80.393

RIVER RIDGE RECYCLING ARMOY ROAD RACE



MOTO3 & MOTO450

Qualifying

Friday, 27 July 2012

DETAILED RESULT

MOTO3

Qualifying Classification

Position

16 14 Jack SANDS

125R Behind 12.551

Best Time 2:15.109 Best Speed 80.149 On 6 Gp a

Lap	Elapsed Time	Lap Time	Lap Speed
1	2:52.164	2:52.164	62.898
2	5:11.165	2:19.001	77.904
3	7:32.766	2:21.601	76.474
4	9:51.529	2:18.763	78.038
5	12:07.485	2:15.956	79.649
6	14:22.594	2:15.109	80.149
7	16:38.108	2:15.514	79.909

17 74 Tommy HENRY

125R Behind 12.585

Best Time 2:15.143 Best Speed 80.128 On 7 Gp a

Lap	Elapsed Time	Lap Time	Lap Speed
1	2:54.235	2:54.235	62.151
2	5:11.817	2:17.582	78.708
3	7:32.491	2:20.674	76.978
4	9:49.253	2:16.762	79.180
5	12:05.428	2:16.175	79.521
6	14:24.343	2:18.915	77.953
7	16:39.486	2:15.143	80.128

18 71 Raymond HODGES

125R Behind 12.751

Best Time 2:15.309 Best Speed 80.030 On 4 Gp a

Lap	Elapsed Time	Lap Time	Lap Speed
1	2:47.299	2:47.299	64.727
2	5:05.474	2:18.175	78.370
3	7:21.219	2:15.745	79.773
4	9:36.528	2:15.309	80.030
5	11:54.964	2:18.436	78.222
6	14:12.157	2:17.193	78.931
7	16:30.071	2:17.914	78.518

19 9 John ELLA

125R Behind 13.936

Best Time 2:16.494 Best Speed 79.335 On 5 Gp a

Lap	Elapsed Time	Lap Time	Lap Speed
1	2:45.459	2:45.459	65.447
2	5:10.126	2:24.667	74.853
3	7:33.964	2:23.838	75.285
4	9:52.986	2:19.022	77.893
5	12:09.480	2:16.494	79.335
6	14:28.032	2:18.552	78.157
7	16:45.706	2:17.674	78.655

MOTO3

Qualifying Classification

Position

20 15 Peter McKILLOP

125R Behind 15.691

Best Time 2:18.249 Best Speed 78.328 On 4 Gp a

Lap	Elapsed Time	Lap Time	Lap Speed
1	2:23.580	2:23.580	75.420
2	4:43.125	2:19.545	77.601
3	7:02.700	2:19.575	77.584
4	9:20.949	2:18.249	78.328

21 50 Mick CHATTERTON

125R Behind 18.908

Best Time 2:21.466 Best Speed 76.547 On 4 Gp a

Lap	Elapsed Time	Lap Time	Lap Speed
1	2:43.229	2:43.229	66.341
2	5:07.777	2:24.548	74.915
3	7:30.033	2:22.256	76.122
4	9:51.499	2:21.466	76.547
5	12:13.076	2:21.577	76.487
6	14:35.024	2:21.948	76.287
7	16:56.860	2:21.836	76.347

RIVER RIDGE RECYCLING ARMOY ROAD RACE



MOTO3 & MOTO450

Qualifying

Friday, 27 July 2012

DETAILED RESULT

MOTO450

Qualifying Classification

Position

1 38 Darren GILPIN

M450 Behind

Best Time **2:13.521** Best Speed **81.102** On **4** Gp **a**

Lap	Elapsed Time	Lap Time	Lap Speed
1	2:23.957	2:23.957	75.222
2	4:37.503	2:13.546	81.087
3	6:51.895	2:14.392	80.576
4	9:05.416	2:13.521	81.102
5	11:20.319	2:14.903	80.271
6	13:36.269	2:15.950	79.653
7	15:53.169	2:16.900	79.100

2 171 Dave WALSH

M450 Behind **2.827**

Best Time **2:16.348** Best Speed **79.420** On **7** Gp **a**

Lap	Elapsed Time	Lap Time	Lap Speed
1	2:56.041	2:56.041	61.513
2	5:12.440	2:16.399	79.391
3	7:33.659	2:21.219	76.681
4	9:50.513	2:16.854	79.127
5	12:06.958	2:16.445	79.364
6	14:24.406	2:17.448	78.785
7	16:40.754	2:16.348	79.420

3 45 Stephen DAVISON

M450 Behind **11.256**

Best Time **2:24.777** Best Speed **74.796** On **7** Gp **a**

Lap	Elapsed Time	Lap Time	Lap Speed
1	3:06.086	3:06.086	58.192
2	5:36.750	2:30.664	71.874
3	8:05.240	2:28.490	72.926
4	10:32.594	2:27.354	73.488
5	12:59.491	2:26.897	73.717
6	15:25.206	2:25.715	74.315
7	17:49.983	2:24.777	74.796

RIVER RIDGE RECYCLING ARMOY ROAD RACE

Sorted on Best Lap time

MOTO 3 (125cc GP) & MOTO 450

Armoey 3.008 Miles

Moto 3 (125cc GP) & Moto 450 Qualifying

27/07/2012 16:00

Practice started at 16:29:18

Pos	Class	No.	Name	Machine	Sponsor	SpdTr	Best
125R							
1	125R	56	Sam WILSON	Honda 125	Logan Racing	127.241	
2	125R	18	Paul ROBINSON	Aprilia 125	Stoneyford Concrete	128.246	
3	125R	97	Seamus ELLIOTT	Honda 125	Logan Racing	127.943	
4	125R	86	Nigel MOORE	Honda 125		121.983	
5	125R	33	Sam DUNLOP	Honda 125	Orra	124.319	
6	125R	61	Paul JORDAN	Honda 125	James Delaney/TorqueTronix	122.721	
7	125R	4	Barry DAVIDSON	Honda 250	Bob Wylie Racing	123.374	
8	125R	20	Ollie LINSDELL	Honda 125	Flitwick Motorcycles	122.259	
9	125R	36	Steven LAWTON	Honda 125	SJL	123.468	
10	125R	118	Lee VERNON	Honda 125		123.000	
11	125R	44	Craig GIBSON	Honda 125	Peter Simpson Construction	117.567	
12	125R	333	Warren REEVE	Honda 125	Flexipatch	123.280	
13	125R	26	Phil HARVEY	Honda 125	Go Kart Electric Golf	117.482	
14	125R	7	Ciaran DONNELLY	Honda 125	JDM	120.984	
15	125R	54	Adrian COLEMAN	Honda 125		119.207	
16	125R	14	Jack SANDS	Honda 125		114.580	
17	125R	74	Tommy HENRY	Honda 125	Logan Racing	111.282	
18	125R	71	Raymond HODGES	Honda 125	TT Racing	117.482	
19	125R	9	John ELLA	Honda 125		114.823	
20	125R	15	Peter McKILLOP	Honda 125	Law Commercials	115.313	
21	125R	50	Mick CHATTERTON	Honda 125		111.434	
22	125R	49	Malcolm LOVE	Aprilia 125		37.324	

M450

1	M450	38	Darren GILPIN	Honda 450		117.652	
2	M450	171	Dave WALSH	KTM 450	DRW Racing	114.017	
3	M450	45	Stephen DAVISON	KTM 450		100.970	

RIVER RIDGE RECYCLING ARMOY ROAD RACE

MOTO 3 (125cc GP) & MOTO 450

Armoey 3.008 Miles

R1: Bayview Hotel Moto 3 / Net Result Marketing Moto 450

28/07/2012 11:30

Race (8 Laps)

RACE 1 - MOTO 3 / MOTO 450

50 C	15 B	9 A	11
71 B	77 A	10	
45 C	171 B	38 A	9 C
74 C	14 B	7 A	8 B
26 B	333 A	7	
44 C	118 B	36 A	6 B
20 C	4 B	61 A	5 A
33 B	86 A	6 A	4 B
97 C	18 B	56 A	3 A
		POLE POSITION	2 A
			1 A

RIVER RIDGE RECYCLING ARMOY ROAD RACE



MOTO3 & MOTO450

Race 1 - Bayview Hotel Moto 3 & Net Result Marketing Moto 450

Saturday, 28 July 2012

Bayview Hotel Moto3 (125cc GP)

Pos	Class	No	Name	Machine / Sponsor	Gp	Laps	Total Time	Behind	Speed	-----Best Lap-----		
										Time	Speed	On
Race Classification												
1	125R	56	Sam WILSON	Honda 125 - Logan Racing	a	8	17:05.485		84.477	2:06.617	85.524	5
2	125R	6	William DUNLOP	Honda 125 - James Delaney/TorqueTronix	b	8	17:14.769	9.284	83.720	2:07.274	85.083	6
3	125R	18	Paul ROBINSON	Aprilia 125 - Stoneyford Concrete	a	8	17:31.314	25.829	82.402	2:08.557	84.233	2
4	125R	97	Seamus ELLIOTT	Honda 125 - Logan Racing	a	8	17:38.371	32.886	81.853	2:09.623	83.541	3
5	125R	86	Nigel MOORE	Honda 125	a	8	17:51.904	46.419	80.819	2:12.252	81.880	5
6	125R	4	Barry DAVIDSON	Honda 250 - Bob Wylie Racing	a	8	18:01.543	56.058	80.099	2:12.701	81.603	4
7	125R	33	Sam DUNLOP	Honda 125 - Orra	a	8	18:13.629	1:08.144	79.214	2:15.249	80.066	7
8	125R	20	Olie LINSDELL	Honda 125 - Flitwick Motorcycles	a	8	18:25.940	1:20.455	78.332	2:15.421	79.964	5
9	125R	333	Warren REEVE	Honda 125 - Flexipatch	b	8	18:36.681	1:31.196	77.578	2:15.506	79.914	2
10	125R	61	Paul JORDAN	Honda 125 - James Delaney/TorqueTronix	a	8	18:43.668	1:38.183	77.096	2:18.004	78.467	5
11	125R	26	Phil HARVEY	Honda 125 - Go Kart Electric Golf	b	8	18:55.778	1:50.293	76.274	2:20.474	77.088	5
12	125R	7	Ciaran DONNELLY	Honda 125 - JDM	b	8	19:02.828	1:57.343	75.804	2:20.595	77.021	2
13	125R	71	Raymond HODGES	Honda 125 - TT Racing	b	8	19:04.315	1:58.830	75.705	2:21.280	76.648	7
14	125R	54	Adrian COLEMAN	Honda 125	b	8	19:05.333	1:59.848	75.638	2:19.838	77.438	2
15	125R	74	Tommy HENRY	Honda 125 - Logan Racing	b	7	16:54.185	1 Lap	74.741	2:23.022	75.714	6
16	125R	14	Jack SANDS	Honda 125	b	7	17:00.119	5.934	74.307	2:21.841	76.345	2
17	125R	9	John ELLA	Honda 125	c	7	17:10.214	16.029	73.578	2:24.654	74.860	5

Fastest Lap

125R	56	Sam WILSON	Honda 125 - Logan Racing	a						2:06.617	85.524	5
------	----	------------	--------------------------	---	--	--	--	--	--	----------	--------	---

Not Classified

DNF	125R	36	Steven LAWTON	Honda 125 - SJL	a	6	13:57.886	2 Laps	77.544	2:15.884	79.692	4
DNF	125R	44	Craig GIBSON	Honda 125 - Peter Simpson Construction	b	3	7:03.193	5 Laps	76.765	2:18.135	78.393	2
DNF	125R	15	Peter McKILLOP	Honda 125 - Law Commercials	c	3	7:15.836	12.643	74.538	2:20.698	76.965	2


Net Result Marketing Moto 450

Pos	Class	No	Name	Machine / Sponsor	Gp	Laps	Total Time	Behind	Speed	-----Best Lap-----		
										Time	Speed	On
Race Classification												
1	M450	77	Ryan FARQUHAR	Kawasaki 450 - KMR Kawasaki	c	8	17:21.878		83.148	2:08.557	84.233	5
2	M450	38	Darren GILPIN	Honda 450	c	7	16:30.320	1 Lap	76.543	2:18.674	78.088	6
3	M450	171	Dave WALSH	KTM 450 - DRW Racing	c	7	16:54.339	24.019	74.730	2:22.681	75.895	2
4	M450	45	Stephen DAVISON	KTM 450	c	7	18:48.773	2:18.453	67.154	2:35.205	69.771	4

Fastest Lap

M450	77	Ryan FARQUHAR	Kawasaki 450 - KMR Kawasaki	c						2:08.557	84.233	5
------	----	---------------	-----------------------------	---	--	--	--	--	--	----------	--------	---

Provisional result to be confirmed by the Stewards of the Meeting subject to completion of technical inspections & the time limit for protests

Circuit	ArmoY	Signed		Organising Club	ArmoY MRRC
Length(miles)	3.0080		Chief Timekeeper	Race Started	11:37
Weather	Rain	Issued At:	12:03	Gp Time Diff - b 19.2 / c 39.59	
Track	Wet				

RIVER RIDGE RECYCLING ARMOY ROAD RACE

MOTO3 & MOTO450

Race 1 - Bayview Hotel Moto 3 & Net Result Marketing Moto 450

Saturday, 28 July 2012

DETAILED RESULT



Bayview Hotel Moto3 (125cc GP)

Race Classification

1	56 Sam WILSON					
Total Time	17:05.485	Avg Speed	84.477	Behind		
Best Time	2:06.617	Best Speed	85.524	On	5	Gp a

Lap	Elapsed Time	Lap Time	Lap Speed
1	2:12.518	2:12.518	81.716
2	4:19.933	2:07.415	84.988
3	6:26.944	2:07.011	85.259
4	8:33.580	2:06.636	85.511
5	10:40.197	2:06.617	85.524
6	12:47.171	2:06.974	85.284
7	14:57.355	2:10.184	83.181
8	17:05.485	2:08.130	84.514

2	6 William DUNLOP					
Total Time	17:14.769	Avg Speed	83.720	Behind	9.284	
Best Time	2:07.274	Best Speed	85.083	On	6	Gp b

Lap	Elapsed Time	Lap Time	Lap Speed
1	2:17.690	2:17.690	78.646
2	4:26.772	2:09.082	83.891
3	6:35.785	2:09.013	83.936
4	8:43.590	2:07.805	84.729
5	10:51.110	2:07.520	84.918
6	12:58.384	2:07.274	85.083
7	15:05.966	2:07.582	84.877
8	17:14.769	2:08.803	84.073

3	18 Paul ROBINSON					
Total Time	17:31.314	Avg Speed	82.402	Behind	25.829	
Best Time	2:08.557	Best Speed	84.233	On	2	Gp a

Lap	Elapsed Time	Lap Time	Lap Speed
1	2:14.794	2:14.794	80.336
2	4:23.351	2:08.557	84.233
3	6:33.527	2:10.176	83.186
4	8:44.857	2:11.330	82.455
5	10:55.372	2:10.515	82.970
6	13:06.579	2:11.207	82.532
7	15:19.168	2:12.589	81.672
8	17:31.314	2:12.146	81.946

Bayview Hotel Moto3 (125cc GP)

Race Classification

4	97 Seamus ELLIOTT					
Total Time	17:38.371	Avg Speed	81.853	Behind	32.886	
Best Time	2:09.623	Best Speed	83.541	On	3	Gp a

Lap	Elapsed Time	Lap Time	Lap Speed
1	2:19.957	2:19.957	77.372
2	4:32.215	2:12.258	81.876
3	6:41.838	2:09.623	83.541
4	8:52.852	2:11.014	82.654
5	11:03.149	2:10.297	83.109
6	13:14.997	2:11.848	82.131
7	15:25.308	2:10.311	83.100
8	17:38.371	2:13.063	81.381

5	86 Nigel MOORE					
Total Time	17:51.904	Avg Speed	80.819	Behind	46.419	
Best Time	2:12.252	Best Speed	81.880	On	5	Gp a

Lap	Elapsed Time	Lap Time	Lap Speed
1	2:20.078	2:20.078	77.306
2	4:35.000	2:14.922	80.260
3	6:49.271	2:14.271	80.649
4	9:01.963	2:12.692	81.609
5	11:14.215	2:12.252	81.880
6	13:26.853	2:12.638	81.642
7	15:39.357	2:12.504	81.724
8	17:51.904	2:12.547	81.698

6	4 Barry DAVIDSON					
Total Time	18:01.543	Avg Speed	80.099	Behind	56.058	
Best Time	2:12.701	Best Speed	81.603	On	4	Gp a

Lap	Elapsed Time	Lap Time	Lap Speed
1	2:21.545	2:21.545	76.504
2	4:36.144	2:14.599	80.452
3	6:50.527	2:14.383	80.582
4	9:03.228	2:12.701	81.603
5	11:17.143	2:13.915	80.863
6	13:31.973	2:14.830	80.314
7	15:47.113	2:15.140	80.130
8	18:01.543	2:14.430	80.553



MCUI Ulster
Centre Timing
powered by
e-Laps timing software

www.elaps-timing.com



RIVER RIDGE RECYCLING ARMOY ROAD RACE

MOTO3 & MOTO450

Race 1 - Bayview Hotel Moto 3 & Net Result Marketing Moto 450

Saturday, 28 July 2012

DETAILED RESULT



Bayview Hotel Moto3 (125cc GP)

Race Classification

7 33 Sam DUNLOP

Total Time **18:13.629** Avg Speed **79.214** Behind **1:08.144**
Best Time **2:15.249** Best Speed **80.066** On **7** Gp **a**

Lap	Elapsed Time	Lap Time	Lap Speed
1	2:19.294	2:19.294	77.741
2	4:34.845	2:15.551	79.887
3	6:52.245	2:17.400	78.812
4	9:08.476	2:16.231	79.489
5	11:24.562	2:16.086	79.573
6	13:41.442	2:16.880	79.112
7	15:56.691	2:15.249	80.066
8	18:13.629	2:16.938	79.078

8 20 Olie LINSDELL

Total Time **18:25.940** Avg Speed **78.332** Behind **1:20.455**
Best Time **2:15.421** Best Speed **79.964** On **5** Gp **a**

Lap	Elapsed Time	Lap Time	Lap Speed
1	2:27.914	2:27.914	73.210
2	4:46.241	2:18.327	78.284
3	7:03.736	2:17.495	78.758
4	9:19.793	2:16.057	79.590
5	11:35.214	2:15.421	79.964
6	13:51.850	2:16.636	79.253
7	16:08.705	2:16.855	79.126
8	18:25.940	2:17.235	78.907

9 333 Warren REEVE

Total Time **18:36.681** Avg Speed **77.578** Behind **1:31.196**
Best Time **2:15.506** Best Speed **79.914** On **2** Gp **b**

Lap	Elapsed Time	Lap Time	Lap Speed
1	2:25.035	2:25.035	74.663
2	4:40.541	2:15.506	79.914
3	6:59.417	2:18.876	77.975
4	9:17.963	2:18.546	78.160
5	11:37.107	2:19.144	77.824
6	13:57.608	2:20.501	77.073
7	16:17.170	2:19.562	77.591
8	18:36.681	2:19.511	77.620

Bayview Hotel Moto3 (125cc GP)

Race Classification

10 61 Paul JORDAN

Total Time **18:43.668** Avg Speed **77.096** Behind **1:38.183**
Best Time **2:18.004** Best Speed **78.467** On **5** Gp **a**

Lap	Elapsed Time	Lap Time	Lap Speed
1	2:27.927	2:27.927	73.204
2	4:46.131	2:18.204	78.354
3	7:05.368	2:19.237	77.772
4	9:24.163	2:18.795	78.020
5	11:42.167	2:18.004	78.467
6	14:02.108	2:19.941	77.381
7	16:21.424	2:19.316	77.728
8	18:43.668	2:22.244	76.128

11 26 Phil HARVEY

Total Time **18:55.778** Avg Speed **76.274** Behind **1:50.293**
Best Time **2:20.474** Best Speed **77.088** On **5** Gp **b**

Lap	Elapsed Time	Lap Time	Lap Speed
1	2:27.939	2:27.939	73.198
2	4:48.590	2:20.651	76.991
3	7:09.239	2:20.649	76.992
4	9:30.128	2:20.889	76.861
5	11:50.602	2:20.474	77.088
6	14:12.603	2:22.001	76.259
7	16:33.790	2:21.187	76.698
8	18:55.778	2:21.988	76.266

12 7 Ciaran DONNELLY

Total Time **19:02.828** Avg Speed **75.804** Behind **1:57.343**
Best Time **2:20.595** Best Speed **77.021** On **2** Gp **b**

Lap	Elapsed Time	Lap Time	Lap Speed
1	2:25.272	2:25.272	74.542
2	4:45.867	2:20.595	77.021
3	7:08.554	2:22.687	75.892
4	9:32.188	2:23.634	75.392
5	11:54.229	2:22.041	76.237
6	14:16.952	2:22.723	75.873
7	16:40.539	2:23.587	75.416
8	19:02.828	2:22.289	76.104



MCUI Ulster
Centre Timing
powered by
e-Laps timing software

www.elaps-timing.com



RIVER RIDGE RECYCLING ARMOY ROAD RACE



MOTO3 & MOTO450

Race 1 - Bayview Hotel Moto 3 & Net Result Marketing Moto 450

Saturday, 28 July 2012

DETAILED RESULT

Bayview Hotel Moto3 (125cc GP)

Race Classification

13 71 Raymond HODGES

Total Time **19:04.315** Avg Speed **75.705** Behind **1:58.830**
 Best Time **2:21.280** Best Speed **76.648** On **7** Gp **b**

Lap	Elapsed Time	Lap Time	Lap Speed
1	2:30.053	2:30.053	72.167
2	4:51.384	2:21.331	76.620
3	7:14.240	2:22.856	75.802
4	9:36.574	2:22.334	76.080
5	11:59.665	2:23.091	75.678
6	14:21.580	2:21.915	76.305
7	16:42.860	2:21.280	76.648
8	19:04.315	2:21.455	76.553

14 54 Adrian COLEMAN

Total Time **19:05.333** Avg Speed **75.638** Behind **1:59.848**
 Best Time **2:19.838** Best Speed **77.438** On **2** Gp **b**

Lap	Elapsed Time	Lap Time	Lap Speed
1	2:29.386	2:29.386	72.489
2	4:49.224	2:19.838	77.438
3	7:11.556	2:22.332	76.081
4	9:32.661	2:21.105	76.743
5	11:54.979	2:22.318	76.089
6	14:17.841	2:22.862	75.799
7	16:41.122	2:23.281	75.577
8	19:05.333	2:24.211	75.090

15 74 Tommy HENRY

Total Time **16:54.185** Avg Speed **74.741** Behind **1 Lap**
 Best Time **2:23.022** Best Speed **75.714** On **6** Gp **b**

Lap	Elapsed Time	Lap Time	Lap Speed
1	2:32.848	2:32.848	70.847
2	4:56.073	2:23.225	75.607
3	7:19.976	2:23.903	75.251
4	9:44.226	2:24.250	75.070
5	12:07.730	2:23.504	75.460
6	14:30.752	2:23.022	75.714
7	16:54.185	2:23.433	75.497

16 14 Jack SANDS

Total Time **17:00.119** Avg Speed **74.307** Behind **5.934**
 Best Time **2:21.841** Best Speed **76.345** On **2** Gp **b**

Lap	Elapsed Time	Lap Time	Lap Speed
1	2:31.559	2:31.559	71.449
2	4:53.400	2:21.841	76.345
3	7:17.974	2:24.574	74.901
4	9:43.219	2:25.245	74.555
5	12:09.003	2:25.784	74.280
6	14:35.156	2:26.153	74.092
7	17:00.119	2:24.963	74.700

Bayview Hotel Moto3 (125cc GP)

Race Classification

17 9 John ELLA

Total Time **17:10.214** Avg Speed **73.578** Behind **16.029**
 Best Time **2:24.654** Best Speed **74.860** On **5** Gp **c**

Lap	Elapsed Time	Lap Time	Lap Speed
1	2:33.065	2:33.065	70.746
2	4:57.844	2:24.779	74.795
3	7:27.542	2:29.698	72.338
4	9:55.030	2:27.488	73.422
5	12:19.684	2:24.654	74.860
6	14:45.063	2:25.379	74.487
7	17:10.214	2:25.151	74.604

Not Classified

DNF 36 Steven LAWTON

Total Time **13:57.886** Avg Speed **77.544** Behind **2 Laps**
 Best Time **2:15.884** Best Speed **79.692** On **4** Gp **a**

Lap	Elapsed Time	Lap Time	Lap Speed
1	2:28.677	2:28.677	72.834
2	4:47.236	2:18.559	78.153
3	7:05.297	2:18.061	78.435
4	9:21.181	2:15.884	79.692
5	11:37.657	2:16.476	79.346
6	13:57.886	2:20.229	77.222

DNF 44 Craig GIBSON

Total Time **7:03.193** Avg Speed **76.765** Behind **5 Laps**
 Best Time **2:18.135** Best Speed **78.393** On **2** Gp **b**

Lap	Elapsed Time	Lap Time	Lap Speed
1	2:26.599	2:26.599	73.867
2	4:44.734	2:18.135	78.393
3	7:03.193	2:18.459	78.209

DNF 15 Peter McKILLOP

Total Time **7:15.836** Avg Speed **74.538** Behind **12.643**
 Best Time **2:20.698** Best Speed **76.965** On **2** Gp **c**

Lap	Elapsed Time	Lap Time	Lap Speed
1	2:30.065	2:30.065	72.161
2	4:50.763	2:20.698	76.965
3	7:15.836	2:25.073	74.644

RIVER RIDGE RECYCLING ARMOY ROAD RACE

MOTO3 & MOTO450

Race 1 - Bayview Hotel Moto 3 & Net Result Marketing Moto 450

Saturday, 28 July 2012

DETAILED RESULT

Net Result Marketing Moto 450



Race Classification

1 77 Ryan FARQUHAR

Total Time **17:21.878** Avg Speed **83.148** Behind
Best Time **2:08.557** Best Speed **84.233** On **5** Gp **c**

Lap	Elapsed Time	Lap Time	Lap Speed
1	2:15.567	2:15.567	79.878
2	4:25.255	2:09.688	83.499
3	6:35.405	2:10.150	83.202
4	8:44.104	2:08.699	84.141
5	10:52.661	2:08.557	84.233
6	13:02.602	2:09.941	83.336
7	15:12.648	2:10.046	83.269
8	17:21.878	2:09.230	83.795

2 38 Darren GILPIN

Total Time **16:30.320** Avg Speed **76.543** Behind **1 Lap**
Best Time **2:18.674** Best Speed **78.088** On **6** Gp **c**

Lap	Elapsed Time	Lap Time	Lap Speed
1	2:24.321	2:24.321	75.033
2	4:44.816	2:20.495	77.076
3	7:08.616	2:23.800	75.305
4	9:30.531	2:21.915	76.305
5	11:51.398	2:20.867	76.873
6	14:10.072	2:18.674	78.088
7	16:30.320	2:20.248	77.212

3 171 Dave WALSH

Total Time **16:54.339** Avg Speed **74.730** Behind **24.019**
Best Time **2:22.681** Best Speed **75.895** On **2** Gp **c**

Lap	Elapsed Time	Lap Time	Lap Speed
1	2:27.907	2:27.907	73.214
2	4:50.588	2:22.681	75.895
3	7:15.088	2:24.500	74.940
4	9:42.210	2:27.122	73.604
5	12:06.171	2:23.961	75.220
6	14:29.952	2:23.781	75.315
7	16:54.339	2:24.387	74.998

4 45 Stephen DAVISON

Total Time **18:48.773** Avg Speed **67.154** Behind **2:18.453**
Best Time **2:35.205** Best Speed **69.771** On **4** Gp **c**

Lap	Elapsed Time	Lap Time	Lap Speed
1	3:04.362	3:04.362	58.737
2	5:40.359	2:35.997	69.417
3	8:17.419	2:37.060	68.947
4	10:52.624	2:35.205	69.771
5	13:32.356	2:39.732	67.794
6	16:10.265	2:37.909	68.576
7	18:48.773	2:38.508	68.317



MCUI Ulster
Centre Timing
powered by
e-Laps timing software

www.elaps-timing.com



RIVER RIDGE RECYCLING ARMOY ROAD RACE

MOTO3 & MOTO450

Race 1 - Bayview Hotel Moto 3 & Net Result Marketing Moto 450

LAP CHART



1					2					3				
No	Name	G	Elapsed Time	Lap Time	No	Name	G	Elapsed Time	Lap Time	No	Name	G	Elapsed Time	Lap Time
56	Sam WILSON	a	2:12.518	2:12.518	56	Sam WILSON	a	4:19.933	2:07.415	56	Sam WILSON	a	6:26.944	2:07.011
18	Paul ROBINSON	a	2:14.794	2:14.794	18	Paul ROBINSON	a	4:23.351	2:08.557	18	Paul ROBINSON	a	6:33.527	2:10.176
77	Ryan FARQUHAR	c	2:15.567	2:15.567	77	Ryan FARQUHAR	c	4:25.255	2:09.688	77	Ryan FARQUHAR	c	6:35.405	2:10.150
6	William DUNLOP	b	2:17.690	2:17.690	6	William DUNLOP	b	4:26.772	2:09.082	6	William DUNLOP	b	6:35.785	2:09.013
33	Sam DUNLOP	a	2:19.294	2:19.294	97	Seamus ELLIOTT	a	4:32.215	2:12.258	97	Seamus ELLIOTT	a	6:41.838	2:09.623
97	Seamus ELLIOTT	a	2:19.957	2:19.957	33	Sam DUNLOP	a	4:34.845	2:15.551	86	Nigel MOORE	a	6:49.271	2:14.271
86	Nigel MOORE	a	2:20.078	2:20.078	86	Nigel MOORE	a	4:35.000	2:14.922	4	Barry DAVIDSON	a	6:50.527	2:14.383
4	Barry DAVIDSON	a	2:21.545	2:21.545	4	Barry DAVIDSON	a	4:36.144	2:14.599	33	Sam DUNLOP	a	6:52.245	2:17.400
38	Darren GILPIN	c	2:24.321	2:24.321	333	Warren REEVE	b	4:40.541	2:15.506	333	Warren REEVE	b	6:59.417	2:18.876
333	Warren REEVE	b	2:25.035	2:25.035	44	Craig GIBSON	b	4:44.734	2:18.135	44	Craig GIBSON	b	7:03.193	2:18.459
7	Ciaran DONNELLY	b	2:25.272	2:25.272	38	Darren GILPIN	c	4:44.816	2:20.495	20	Olie LINSDELL	a	7:03.736	2:17.495
44	Craig GIBSON	b	2:26.599	2:26.599	7	Ciaran DONNELLY	b	4:45.867	2:20.595	36	Steven LAWTON	a	7:05.297	2:18.061
171	Dave WALSH	c	2:27.907	2:27.907	61	Paul JORDAN	a	4:46.131	2:18.204	61	Paul JORDAN	a	7:05.368	2:19.237
20	Olie LINSDELL	a	2:27.914	2:27.914	20	Olie LINSDELL	a	4:46.241	2:18.327	7	Ciaran DONNELLY	b	7:08.554	2:22.687
61	Paul JORDAN	a	2:27.927	2:27.927	36	Steven LAWTON	a	4:47.236	2:18.559	38	Darren GILPIN	c	7:08.616	2:23.800
26	Phil HARVEY	b	2:27.939	2:27.939	26	Phil HARVEY	b	4:48.590	2:20.651	26	Phil HARVEY	b	7:09.239	2:20.649
36	Steven LAWTON	a	2:28.677	2:28.677	54	Adrian COLEMAN	b	4:49.224	2:19.838	54	Adrian COLEMAN	b	7:11.556	2:22.332
54	Adrian COLEMAN	b	2:29.386	2:29.386	171	Dave WALSH	c	4:50.588	2:22.681	71	Raymond HODGES	b	7:14.240	2:22.856
71	Raymond HODGES	b	2:30.053	2:30.053	15	Peter McKILLOP	c	4:50.763	2:20.698	171	Dave WALSH	c	7:15.088	2:24.500
15	Peter McKILLOP	c	2:30.065	2:30.065	71	Raymond HODGES	b	4:51.384	2:21.331	15	Peter McKILLOP	c	7:15.836	2:25.073
14	Jack SANDS	b	2:31.559	2:31.559	14	Jack SANDS	b	4:53.400	2:21.841	14	Jack SANDS	b	7:17.974	2:24.574
74	Tommy HENRY	b	2:32.848	2:32.848	74	Tommy HENRY	b	4:56.073	2:23.225	74	Tommy HENRY	b	7:19.976	2:23.903
9	John ELLA	c	2:33.065	2:33.065	9	John ELLA	c	4:57.844	2:24.779	9	John ELLA	c	7:27.542	2:29.698
45	Stephen DAVISON	c	3:04.362	3:04.362	45	Stephen DAVISON	c	5:40.359	2:35.997	45	Stephen DAVISON	c	8:17.419	2:37.060

RIVER RIDGE RECYCLING ARMOY ROAD RACE

MOTO3 & MOTO450

Race 1 - Bayview Hotel Moto 3 & Net Result Marketing Moto 450

LAP CHART



4					6					8				
No	Name	G	Elapsed Time	Lap Time	No	Name	G	Elapsed Time	Lap Time	No	Name	G	Elapsed Time	Lap Time
56	Sam WILSON	a	8:33.580	2:06.636	56	Sam WILSON	a	12:47.171	2:06.974	56	Sam WILSON	a	17:05.485	2:08.130
6	William DUNLOP	b	8:43.590	2:07.805	6	William DUNLOP	b	12:58.384	2:07.274	6	William DUNLOP	b	17:14.769	2:08.803
77	Ryan FARQUHAR	c	8:44.104	2:08.699	77	Ryan FARQUHAR	c	13:02.602	2:09.941	77	Ryan FARQUHAR	c	17:21.878	2:09.230
18	Paul ROBINSON	a	8:44.857	2:11.330	18	Paul ROBINSON	a	13:06.579	2:11.207	18	Paul ROBINSON	a	17:31.314	2:12.146
97	Seamus ELLIOTT	a	8:52.852	2:11.014	97	Seamus ELLIOTT	a	13:14.997	2:11.848	97	Seamus ELLIOTT	a	17:38.371	2:13.063
86	Nigel MOORE	a	9:01.963	2:12.692	86	Nigel MOORE	a	13:26.853	2:12.638	86	Nigel MOORE	a	17:51.904	2:12.547
4	Barry DAVIDSON	a	9:03.228	2:12.701	4	Barry DAVIDSON	a	13:31.973	2:14.830	4	Barry DAVIDSON	a	18:01.543	2:14.430
33	Sam DUNLOP	a	9:08.476	2:16.231	33	Sam DUNLOP	a	13:41.442	2:16.880	33	Sam DUNLOP	a	18:13.629	2:16.938
333	Warren REEVE	b	9:17.963	2:18.546	20	Olie LINSDELL	a	13:51.850	2:16.636	20	Olie LINSDELL	a	18:25.940	2:17.235
20	Olie LINSDELL	a	9:19.793	2:16.057	333	Warren REEVE	b	13:57.608	2:20.501	333	Warren REEVE	b	18:36.681	2:19.511
36	Steven LAWTON	a	9:21.181	2:15.884	36	Steven LAWTON	a	13:57.886	2:20.229	61	Paul JORDAN	a	18:43.668	2:22.244
61	Paul JORDAN	a	9:24.163	2:18.795	61	Paul JORDAN	a	14:02.108	2:19.941	26	Phil HARVEY	b	18:55.778	2:21.988
26	Phil HARVEY	b	9:30.128	2:20.889	38	Darren GILPIN	c	14:10.072	2:18.674	7	Ciaran DONNELLY	b	19:02.828	2:22.289
38	Darren GILPIN	c	9:30.531	2:21.915	26	Phil HARVEY	b	14:12.603	2:22.001	71	Raymond HODGES	b	19:04.315	2:21.455
7	Ciaran DONNELLY	b	9:32.188	2:23.634	7	Ciaran DONNELLY	b	14:16.952	2:22.723	54	Adrian COLEMAN	b	19:05.333	2:24.211
54	Adrian COLEMAN	b	9:32.661	2:21.105	54	Adrian COLEMAN	b	14:17.841	2:22.862					
71	Raymond HODGES	b	9:36.574	2:22.334	71	Raymond HODGES	b	14:21.580	2:21.915					
171	Dave WALSH	c	9:42.210	2:27.122	171	Dave WALSH	c	14:29.952	2:23.781					
14	Jack SANDS	b	9:43.219	2:25.245	74	Tommy HENRY	b	14:30.752	2:23.022					
74	Tommy HENRY	b	9:44.226	2:24.250	14	Jack SANDS	b	14:35.156	2:26.153					
9	John ELLA	c	9:55.030	2:27.488	9	John ELLA	c	14:45.063	2:25.379					
45	Stephen DAVISON	c	10:52.624	2:35.205	45	Stephen DAVISON	c	16:10.265	2:37.909					

5					7				
No	Name	G	Elapsed Time	Lap Time	No	Name	G	Elapsed Time	Lap Time
56	Sam WILSON	a	10:40.197	2:06.617	56	Sam WILSON	a	14:57.355	2:10.184
6	William DUNLOP	b	10:51.110	2:07.520	6	William DUNLOP	b	15:05.966	2:07.582
77	Ryan FARQUHAR	c	10:52.661	2:08.557	77	Ryan FARQUHAR	c	15:12.648	2:10.046
18	Paul ROBINSON	a	10:55.372	2:10.515	18	Paul ROBINSON	a	15:19.168	2:12.589
97	Seamus ELLIOTT	a	11:03.149	2:10.297	97	Seamus ELLIOTT	a	15:25.308	2:10.311
86	Nigel MOORE	a	11:14.215	2:12.252	86	Nigel MOORE	a	15:39.357	2:12.504
4	Barry DAVIDSON	a	11:17.143	2:13.915	4	Barry DAVIDSON	a	15:47.113	2:15.140
33	Sam DUNLOP	a	11:24.562	2:16.086	33	Sam DUNLOP	a	15:56.691	2:15.249
20	Olie LINSDELL	a	11:35.214	2:15.421	20	Olie LINSDELL	a	16:08.705	2:16.855
333	Warren REEVE	b	11:37.107	2:19.144	333	Warren REEVE	b	16:17.170	2:19.562
36	Steven LAWTON	a	11:37.657	2:16.476	61	Paul JORDAN	a	16:21.424	2:19.316
61	Paul JORDAN	a	11:42.167	2:18.004	38	Darren GILPIN	c	16:30.320	2:20.248
26	Phil HARVEY	b	11:50.602	2:20.474	26	Phil HARVEY	b	16:33.790	2:21.187
38	Darren GILPIN	c	11:51.398	2:20.867	7	Ciaran DONNELLY	b	16:40.539	2:23.587
7	Ciaran DONNELLY	b	11:54.229	2:22.041	54	Adrian COLEMAN	b	16:41.122	2:23.281
54	Adrian COLEMAN	b	11:54.979	2:22.318	71	Raymond HODGES	b	16:42.860	2:21.280
71	Raymond HODGES	b	11:59.665	2:23.091	74	Tommy HENRY	b	16:54.185	2:23.433
171	Dave WALSH	c	12:06.171	2:23.961	171	Dave WALSH	c	16:54.339	2:24.387
74	Tommy HENRY	b	12:07.730	2:23.504	14	Jack SANDS	b	17:00.119	2:24.963
14	Jack SANDS	b	12:09.003	2:25.784	9	John ELLA	c	17:10.214	2:25.151
9	John ELLA	c	12:19.684	2:24.654	45	Stephen DAVISON	c	18:48.773	2:38.508
45	Stephen DAVISON	c	13:32.356	2:39.732					

RIVER RIDGE RECYCLING ARMOY ROAD RACE
Sorted on Laps

MOTO 3 (125cc GP) & MOTO 450

Armoys 3.008 Miles

R1: Bayview Hotel Moto 3 / Net Result Marketing Moto 450

28/07/2012 11:30

Race (8 Laps) started at 11:37:48

Pos	Class	No.	Name	Machine	Sponsor	SpdTr	Best
125R							
1	125R	56	Sam WILSON	Honda 125	Logan Racing	124.988	
2	125R	6	William DUNLOP	Honda 125	James Delaney/TorqueTronix	125.763	
3	125R	18	Paul ROBINSON	Aprilia 125	Stoneyford Concrete	123.939	
4	125R	97	Seamus ELLIOTT	Honda 125	Logan Racing	123.939	
5	125R	86	Nigel MOORE	Honda 125		119.207	
6	125R	4	Barry DAVIDSON	Honda 250	Bob Wylie Racing	117.823	
7	125R	33	Sam DUNLOP	Honda 125	Orra	120.624	
8	125R	20	Olie LINSDELL	Honda 125	Flitwick Motorcycles	117.482	
9	125R	333	Warren REEVE	Honda 125	Flexipatch	116.220	
10	125R	61	Paul JORDAN	Honda 125	James Delaney/TorqueTronix	116.387	
11	125R	26	Phil HARVEY	Honda 125	Go Kart Electric Golf	113.064	
12	125R	7	Ciaran DONNELLY	Honda 125	JDM	114.580	
13	125R	71	Raymond HODGES	Honda 125	TT Racing	114.017	
14	125R	54	Adrian COLEMAN	Honda 125		116.974	
15	125R	74	Tommy HENRY	Honda 125	Logan Racing	111.129	
16	125R	14	Jack SANDS	Honda 125		109.629	
17	125R	9	John ELLA	Honda 125		109.113	

Not classified ()

DNF	125R	36	Steven LAWTON	Honda 125	SJL	114.419	
DNF	125R	44	Craig GIBSON	Honda 125	Peter Simpson Construction	111.895	
DNF	125R	15	Peter McKILLOP	Honda 125	Law Commercials	112.828	

M450

1	M450	77	Ryan FARQUHAR	Kawasaki 450	KMR Kawasaki	119.470	
2	M450	38	Darren GILPIN	Honda 450		113.857	
3	M450	171	Dave WALSH	KTM 450	DRW Racing	108.024	
4	M450	45	Stephen DAVISON	KTM 450		99.730	

Margin of Victory	Avg. Speed	Best Lap Tm	Best Speed	Best Lap by
9.309	84.477	2:06.614	85.526	56 - Sam WILSON

Promoted by Armoys Motorcycle Road Racing Club

Orbits

Provisional result to be confirmed by the Stewards of the Meeting subject to the completion of technical inspections and the time limit for protests.

 MCUI (Ulster Centre) Timing @ www.elaps-timing.com

www.amb-it.com
www.mylaps.com

Licensed to: MCUI

IRISH ROAD RACE MOTO 3 (125GP)

2012

Pos	No.	Name	Total	Diff	Gap	#1	#2	#3	#4	#5	#6	#7
						R4	R1	R7	R1	12	R1	R1
1	56	Sam WILSON	146	0	0	16	20	20	25	20	20	25
2	18	Paul ROBINSON	120	26	26	13	25	25	x	25	16	16
3	33	Sam DUNLOP	83	63	37	9	13	10	13	16	13	9
4	86	Nigel MOORE	78	68	5	20	16	11	20	x	x	11
5	6	William DUNLOP	70	76	8	25	x	x	x	x	25	20
6	4	Barry DAVIDSON	64	82	6	10	x	13	11	13	7	10
7	333	Warren REEVE	51	95	13	8	10	5	x	11	10	7
8	97	Seamus ELLIOTT	47	99	4	2	x	16	16	x	x	13
9	54	Adrian COLEMAN	30	116	17	7	11	x	10	x	x	2
10	75	Mark McNEILLY	29	117	1	x	8	6	8	7	x	x
11	7	Ciaran DONNELLY	24	122	5	x	x	x	x	9	11	4
12	9	Wayne KENNEDY	22	124	2	3	x	9	x	10	x	x
13	61	Paul JORDAN	17	129	5	11	x	x	x	x	x	6
14	49	Malcolm LOVE	15	131	2	1	x	8	x	x	6	x
15	15	Peter McKILLOP	14	132	1	x	7	x	7	x	x	x
16	44	Craig GIBSON	13	133	1	4	x	x	9	x	x	x
17	34	Sean LEONARD	13	133	0	x	x	x	x	8	5	x
18	84	Maria COSTELLO	9	137	4	x	x	x	x	x	9	x
19	50	Mick CHATTERTON	9	137	0	x	9	x	x	x	x	x
20	9	Ed MANLY jnr	8	138	1	x	x	x	x	x	8	x
21	20	Olie LINSDELL	8	138	0	x	x	x	x	x	x	8
22	14	Jack SANDS	7	139	1	x	x	7	x	x	x	x
23	3	Gary JORDAN	6	140	1	6	x	x	x	x	x	x
24	7	Sarah BOYES	6	140	0	x	6	x	x	x	x	x
25	17	Paul HEDISON	5	141	1	5	x	x	x	x	x	x
26	26	Phil HARVEY	5	141	0	x	x	x	x	x	x	5
27	71	Raymond HODGES	3	143	2	x	x	x	x	x	x	3
28	74	Tommy HENRY	1	145	2	x	x	x	x	x	x	1

Event Legend

#1	27/04/2012	KDM HIRE COOKSTOWN 100	#5	07/07/2012	AonInsure.ie SKERRIES ROAD RACE
#2	04/05/2012	AROUND A POUND TANDRAGEE 100	#6	14/07/2012	RACE OF THE SOUTH
#3	15/06/2012	MID-ANTRIM 150	#7	27/07/2012	RIVER RIDGE RECYCLING ARMOY ROAD RA
#4	23/06/2012	H2 ENGINEERING BUSH ROAD RACE			

ULSTER ROAD RACE MOTO 3 (125GP)

2012

Pos	No.	Name	Total	Diff	Gap	#1 #2 #3 #4 #5				
						R4	R1	R7	R1	R1
1	56	Sam WILSON	106	0	0	16	20	20	25	25
2	18	Paul ROBINSON	79	27	27	13	25	25	x	16
3	86	Nigel MOORE	78	28	1	20	16	11	20	11
4	33	Sam DUNLOP	54	52	24	9	13	10	13	9
5	97	Seamus ELLIOTT	47	59	7	2	x	16	16	13
6	6	William DUNLOP	45	61	2	25	x	x	x	20
7	4	Barry DAVIDSON	44	62	1	10	x	13	11	10
8	54	Adrian COLEMAN	30	76	14	7	11	x	10	2
9	333	Warren REEVE	30	76	0	8	10	5	x	7
10	75	Mark McNEILLY	22	84	8	x	8	6	8	x
11	61	Paul JORDAN	17	89	5	11	x	x	x	6
12	15	Peter McKILLOP	14	92	3	x	7	x	7	x
13	44	Craig GIBSON	13	93	1	4	x	x	9	x
14	9	Wayne KENNEDY	12	94	1	3	x	9	x	x
15	50	Mick CHATTERTON	9	97	3	x	9	x	x	x
16	49	Malcolm LOVE	9	97	0	1	x	8	x	x
17	20	O'ie LINSDELL	8	98	1	x	x	x	x	8
18	14	Jack SANDS	7	99	1	x	x	7	x	x
19	3	Gary JORDAN	6	100	1	6	x	x	x	x
20	7	Sarah BOYES	6	100	0	x	6	x	x	x
21	17	Paul HEDISON	5	101	1	5	x	x	x	x
22	26	Phil HARVEY	5	101	0	x	x	x	x	5
23	7	Ciaran DONNELLY	4	102	1	x	x	x	x	4
24	71	Raymond HODGES	3	103	1	x	x	x	x	3
25	74	Tommy HENRY	1	105	2	x	x	x	x	1

Event Legend

#1	27/04/2012	KDM HIRE COOKSTOWN 100	#4	23/06/2012	H2 ENGINEERING BUSH ROAD RACE
#2	04/05/2012	AROUND A POUND TANDRAGEE 100	#5	27/07/2012	RIVER RIDGE RECYCLING ARMOY ROAD RAC
#3	15/06/2012	MID-ANTRIM 150			

ULSTER ROAD RACE MOTO 450

2012

Pos	No.	Name	Total	Diff	Gap	#1 #2 #3 #4 #5				
						R9	R1	R7	R1	R1
1	77	Ryan FARQUHAR	125	0	0	25	25	25	25	25
2	38	Darren GILPIN	69	56	56	16	x	20	13	20
3	171	Dave WALSH	61	64	8	13	16	16	x	16
4	8	Anthony McCOLGAN	60	65	1	20	20	x	20	x
5	35	Trevor FERGUSON	16	109	44	x	x	x	16	x
6	45	Stephen DAVISON	13	112	3	x	x	x	x	13

Event Legend

#1	27/04/2012	KDM HIRE COOKSTOWN 100	#4	23/06/2012	H2 ENGINEERING BUSH ROAD RACE
#2	04/05/2012	AROUND A POUND TANDRAGEE 100	#5	27/07/2012	RIVER RIDGE RECYCLING ARMOY ROAD RAC
#3	15/06/2012	MID-ANTRIM 150			