



ARMOY ROAD RACE

The Race of Legends

Friday 27th & Saturday 28th July 2012

promoted by
Armoyn Motorcycle Road Racing Club
www.amrrc.com

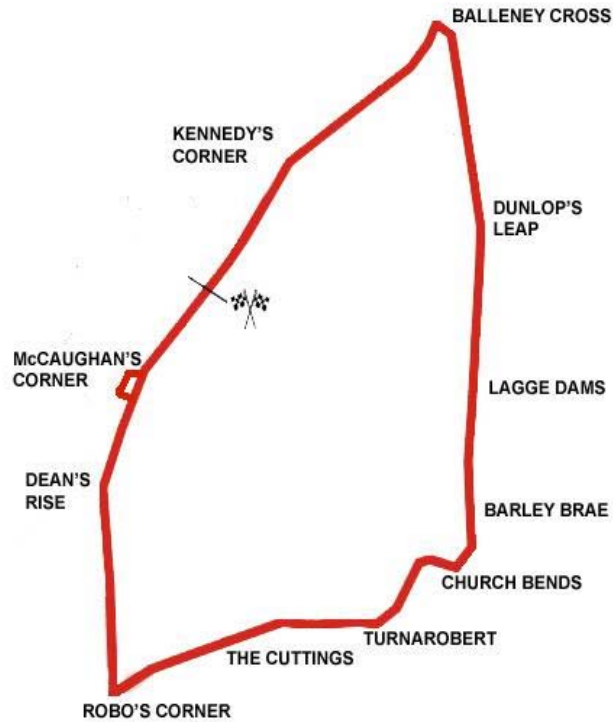
SGS International SUPERBIKE



northernireland
tourist board



Armoiy Circuit 3.008 miles



Lap Records

Class	Rider	Machine	m s	mph	Year
125cc	William Dunlop	Honda	2 02.397	88.473	2010
Moto 3	to be established				
Moto 450	Ryan Farquhar	Kawasaki	2 00.910	89.561	2011
250cc	Davy Morgan	Honda	1 54.978	94.181	2011
Supersport 400	Robbie Lyall	Kawasaki	2 02.187	88.625	2011
Supertwins	Ryan Farquhar	Kawasaki 650	1 54.130	94.881	2011
Supersport	Michael Dunlop	Yamaha	1 46.448	101.729	2011
Superbike	Michael Dunlop	Kawasaki	1 42.919	105.217	2011
Senior Support	Alan Bonner	Yamaha 600	1 53.302	95.575	2010
Junior Support	Ciaran Donnelly	Honda 250	1 56.206	93.186	2011
Classic 1000cc	Richard Ford	Norton 750	2 07.957	84.628	2011
Classic 500cc	Freddie Stewart	Honda	2 11.491	82.354	2011
Classic 350cc	Keith Costello	Honda	2 15.054	80.181	2011
Classic 250cc	Jeff Ward	Suzuki	2 18.732	78.056	2011

MOST WINS at ARMOY ROAD RACE

Ryan Farquhar	9	2009-11
Michael Dunlop	5	2009-11
William Dunlop	3	2010-11
Dean Harrison	2	2010

ALL TIME IRISH ROAD RACE WINNERS (after the Race of the South 2012)

Most Wins at All Irish Road Race Meetings

1.	Ryan Farquhar	195	1995-12
2.	Joey Dunlop	156	1971-00
3.	Robert Dunlop	135	1980-08
4.	Ray McCullough	109	1960-82
	Phillip McCallen	109	1987-99
6.	Brian Reid	78	1980-94
7.	Darran Lindsay	75	1999-06
	William Dunlop	75	2005-12
9.	James Courtney	66	1992-99
10.	Adrian Archibald	64	1994-06

RIVER RIDGE RECYCLING ARMOY ROAD RACE

SUPERBIKE

Group A Qualifying for Superbike Champoinship Race


Friday, 27 July 2012



Pos	Class	No	Name	Machine / Sponsor	----- Best Lap -----			On	Laps
					Time	Behind	Speed		
Qualifying Classification									
1	SBKR	6	William DUNLOP	Honda - Wilson Craig Racing	1:44.514		103.611	5	6
2	SBKR	3	Michael DUNLOP	Honda - Hunts/McAdoo Racing	1:44.644	0.130	103.482	6	6
3	SBKR	2	Guy MARTIN	Suzuki - Tyco Suzuki by TAS Racing	1:46.381	1.867	101.793	5	6
4	SBKR	16	John BURROWS	Suzuki - Cookstown BE Racing	1:46.678	2.164	101.509	4	6
5	SBKR	10	Conor CUMMINS	Suzuki - Tyco Suzuki by TAS Racing	1:46.963	2.449	101.239	4	6
6	SBKR	82	Derek SHEILS	Honda - Amigos	1:47.720	3.206	100.527	6	6
7	SBKR	44	Jamie HAMILTON	Kawasaki - KMR Kawasaki	1:48.431	3.917	99.868	5	6
8	SBKR	86	Derek McGEE	Yamaha 600	1:50.129	5.615	98.328	2	6
9	SBKR	150	William DAVISON	Honda 600 - Hill Contracts	1:53.117	8.603	95.731	6	6
10	SBKR	61	John WALSH	Honda	1:53.320	8.806	95.559	6	6
11	SBKR	93	Paul CRANSTON	Honda 600 - P & J Fuel Haulage	1:54.397	9.883	94.660	6	6
12	SBKR	26	Dennis BOOTH	Suzuki	1:55.509	10.995	93.749	4	6
13	SBKR	24	Craig SHIRLAW	Kawasaki 600 - Shirlaws Motorcycles	1:56.213	11.699	93.181	3	6
14	SBKR	11	Callum LAIDLAW	Yamaha 600	1:57.122	12.608	92.457	3	6
15	SBKR	96	Andy FARRELL	Yamaha - Pro Plum	1:57.246	12.732	92.360	5	6
16	SBKR	103	Reuben McPHEE	Yamaha 600 - N.J.T. Racing	1:58.545	14.031	91.348	6	6
17	SBKR	68	Gareth EVANS	Suzuki - Race Logic/Joe Evans Garage	1:59.055	14.541	90.956	6	6
18	SBKR	80	Phill ARCHER	Yamaha 600	2:01.336	16.822	89.246	4	5
19	SBKR	57	Ian MORRELL	Suzuki 650 - Gordy Hogg	2:01.801	17.287	88.906	3	6

Provisional result to be confirmed by the Stewards of the Meeting subject to completion of technical inspections & the time limit for protests

Page 1 / 1

Circuit	ArmoY	Signed		Organising Club	ArmoY MRRC
Length(miles)	3.0080		Chief Timekeeper	Qualifying Started	18:44
Weather	Cloudy	Issued At:	18:58		
Track	Dry				

RIVER RIDGE RECYCLING ARMOY ROAD RACE



SUPERBIKE

Group A Qualifying for Superbike Champoinship Race

Friday, 27 July 2012

DETAILED RESULT

Qualifying Classification

Position

1 6 William DUNLOP

Behind

Best Time **1:44.514** Best Speed **103.611** On **5** Gp **a**

Lap	Elapsed Time	Lap Time	Lap Speed
1	2:05.325	2:05.325	86.406
2	3:53.102	1:47.777	100.474
3	5:39.203	1:46.101	102.061
4	7:24.807	1:45.604	102.542
5	9:09.321	1:44.514	103.611
6	11:06.178	1:56.857	92.667

2 3 Michael DUNLOP

Behind **0.130**

Best Time **1:44.644** Best Speed **103.482** On **6** Gp **a**

Lap	Elapsed Time	Lap Time	Lap Speed
1	2:44.596	2:44.596	65.790
2	4:36.999	1:52.403	96.339
3	6:25.889	1:48.890	99.447
4	8:11.527	1:45.638	102.509
5	9:59.900	1:48.373	99.922
6	11:44.544	1:44.644	103.482

3 2 Guy MARTIN

Behind **1.867**

Best Time **1:46.381** Best Speed **101.793** On **5** Gp **a**

Lap	Elapsed Time	Lap Time	Lap Speed
1	1:57.913	1:57.913	91.837
2	3:46.833	1:48.920	99.420
3	5:34.174	1:47.341	100.882
4	7:20.708	1:46.534	101.646
5	9:07.089	1:46.381	101.793
6	10:53.498	1:46.409	101.766

4 16 John BURROWS

Behind **2.164**

Best Time **1:46.678** Best Speed **101.509** On **4** Gp **a**

Lap	Elapsed Time	Lap Time	Lap Speed
1	1:58.412	1:58.412	91.450
2	3:47.589	1:49.177	99.186
3	5:35.114	1:47.525	100.710
4	7:21.792	1:46.678	101.509
5	9:09.151	1:47.359	100.865
6	10:56.245	1:47.094	101.115

Qualifying Classification

Position

5 10 Conor CUMMINS

Behind **2.449**

Best Time **1:46.963** Best Speed **101.239** On **4** Gp **a**

Lap	Elapsed Time	Lap Time	Lap Speed
1	2:05.180	2:05.180	86.506
2	3:55.601	1:50.421	98.068
3	5:45.785	1:50.184	98.279
4	7:32.748	1:46.963	101.239
5	9:21.057	1:48.309	99.981
6	11:13.398	1:52.341	96.392

6 82 Derek SHEILS

Behind **3.206**

Best Time **1:47.720** Best Speed **100.527** On **6** Gp **a**

Lap	Elapsed Time	Lap Time	Lap Speed
1	2:06.971	2:06.971	85.286
2	3:56.094	1:49.123	99.235
3	5:44.228	1:48.134	100.142
4	7:32.075	1:47.847	100.409
5	9:20.542	1:48.467	99.835
6	11:08.262	1:47.720	100.527

7 44 Jamie HAMILTON

Behind **3.917**

Best Time **1:48.431** Best Speed **99.868** On **5** Gp **a**

Lap	Elapsed Time	Lap Time	Lap Speed
1	2:17.634	2:17.634	78.678
2	4:10.141	1:52.507	96.250
3	6:00.009	1:49.868	98.562
4	7:48.602	1:48.593	99.719
5	9:37.033	1:48.431	99.868
6	11:25.899	1:48.866	99.469

8 86 Derek McGEE

Behind **5.615**

Best Time **1:50.129** Best Speed **98.328** On **2** Gp **a**

Lap	Elapsed Time	Lap Time	Lap Speed
1	2:07.477	2:07.477	84.947
2	3:57.606	1:50.129	98.328
3	5:48.698	1:51.092	97.476
4	7:39.514	1:50.816	97.719
5	9:30.836	1:51.322	97.275
6	11:21.590	1:50.754	97.773

RIVER RIDGE RECYCLING ARMOY ROAD RACE



SUPERBIKE

Group A Qualifying for Superbike Champoinship Race

Friday, 27 July 2012

DETAILED RESULT

Qualifying Classification

Position

9 150 William DAVISON

Behind 8.603

Best Time 1:53.117 Best Speed 95.731 On 6 Gp a

Lap	Elapsed Time	Lap Time	Lap Speed
1	2:18.855	2:18.855	77.986
2	4:14.253	1:55.398	93.839
3	6:07.584	1:53.331	95.550
4	8:01.460	1:53.876	95.093
5	9:55.649	1:54.189	94.832
6	11:48.766	1:53.117	95.731

10 61 John WALSH

Behind 8.806

Best Time 1:53.320 Best Speed 95.559 On 6 Gp a

Lap	Elapsed Time	Lap Time	Lap Speed
1	2:24.164	2:24.164	75.114
2	4:20.691	1:56.527	92.930
3	6:16.199	1:55.508	93.749
4	8:10.774	1:54.575	94.513
5	10:05.472	1:54.698	94.411
6	11:58.792	1:53.320	95.559

11 93 Paul CRANSTON

Behind 9.883

Best Time 1:54.397 Best Speed 94.660 On 6 Gp a

Lap	Elapsed Time	Lap Time	Lap Speed
1	2:28.491	2:28.491	72.926
2	4:25.754	1:57.263	92.346
3	6:21.114	1:55.360	93.870
4	8:15.871	1:54.757	94.363
5	10:10.305	1:54.434	94.629
6	12:04.702	1:54.397	94.660

12 26 Dennis BOOTH

Behind 10.995

Best Time 1:55.509 Best Speed 93.749 On 4 Gp a

Lap	Elapsed Time	Lap Time	Lap Speed
1	2:18.701	2:18.701	78.073
2	4:14.567	1:55.866	93.460
3	6:10.508	1:55.941	93.399
4	8:06.017	1:55.509	93.749
5	10:01.739	1:55.722	93.576
6	11:58.041	1:56.302	93.109

Qualifying Classification

Position

13 24 Craig SHIRLAW

Behind 11.699

Best Time 1:56.213 Best Speed 93.181 On 3 Gp a

Lap	Elapsed Time	Lap Time	Lap Speed
1	2:14.059	2:14.059	80.776
2	4:11.305	1:57.246	92.360
3	6:07.518	1:56.213	93.181
4	8:04.551	1:57.033	92.528
5	10:01.645	1:57.094	92.480
6	11:59.673	1:58.028	91.748

14 11 Callum LAIDLAW

Behind 12.608

Best Time 1:57.122 Best Speed 92.457 On 3 Gp a

Lap	Elapsed Time	Lap Time	Lap Speed
1	2:35.081	2:35.081	69.827
2	4:36.247	2:01.166	89.372
3	6:33.369	1:57.122	92.457
4	8:31.972	1:58.603	91.303
5	10:31.144	1:59.172	90.867
6	12:28.415	1:57.271	92.340

15 96 Andy FARRELL

Behind 12.732

Best Time 1:57.246 Best Speed 92.360 On 5 Gp a

Lap	Elapsed Time	Lap Time	Lap Speed
1	2:22.991	2:22.991	75.731
2	4:20.459	1:57.468	92.185
3	6:20.086	1:59.627	90.521
4	8:18.914	1:58.828	91.130
5	10:16.160	1:57.246	92.360
6	12:13.745	1:57.585	92.093

16 103 Reuben McPHEE

Behind 14.031

Best Time 1:58.545 Best Speed 91.348 On 6 Gp a

Lap	Elapsed Time	Lap Time	Lap Speed
1	2:36.113	2:36.113	69.365
2	4:37.269	2:01.156	89.379
3	6:36.058	1:58.789	91.160
4	8:35.012	1:58.954	91.034
5	10:34.276	1:59.264	90.797
6	12:32.821	1:58.545	91.348

RIVER RIDGE RECYCLING ARMOY ROAD RACE

SUPERBIKE

Group A Qualifying for Superbike Championship Race

Friday, 27 July 2012

DETAILED RESULT



Qualifying Classification

Position

17 68 Gareth EVANS

Behind 14.541

Best Time 1:59.055 Best Speed 90.956 On 6 Gp a

Lap	Elapsed Time	Lap Time	Lap Speed
1	2:28.173	2:28.173	73.082
2	4:28.698	2:00.525	89.847
3	6:28.475	1:59.777	90.408
4	8:28.250	1:59.775	90.410
5	10:28.644	2:00.394	89.945
6	12:27.699	1:59.055	90.956

18 80 Phill ARCHER

Behind 16.822

Best Time 2:01.336 Best Speed 89.246 On 4 Gp a

Lap	Elapsed Time	Lap Time	Lap Speed
1	2:32.845	2:32.845	70.848
2	4:36.507	2:03.662	87.568
3	6:39.069	2:02.562	88.354
4	8:40.405	2:01.336	89.246
5	10:41.852	2:01.447	89.165

19 57 Ian MORRELL

Behind 17.287

Best Time 2:01.801 Best Speed 88.906 On 3 Gp a

Lap	Elapsed Time	Lap Time	Lap Speed
1	2:23.841	2:23.841	75.283
2	4:26.452	2:02.611	88.318
3	6:28.253	2:01.801	88.906
4	8:30.923	2:02.670	88.276
5	10:34.250	2:03.327	87.806
6	12:42.572	2:08.322	84.388

RIVER RIDGE RECYCLING ARMOY ROAD RACE**Sorted on Best Lap time**

SUPERBIKE

Armoey 3.008 Miles

Group A Superbike Qualifying for Championship Race

27/07/2012 18:00

Practice started at 18:45:25

Pos	Class	No.	Name	Machine	Sponsor	SpdTr	Best
1	SBKR	6	William DUNLOP	Honda	Wilson Craig Racing	157.021	
2	SBKR	3	Michael DUNLOP	Honda	Hunts/McAdoo Racing	155.220	
3	SBKR	2	Guy MARTIN	Suzuki	Tyco Suzuki by TAS Racing	155.220	
4	SBKR	16	John BURROWS	Suzuki	Cookstown BE Racing	153.314	
5	SBKR	10	Conor CUMMINS	Suzuki	Tyco Suzuki by TAS Racing	155.965	
6	SBKR	82	Derek SHEILS	Honda	Amigos	152.738	
7	SBKR	44	Jamie HAMILTON	Kawasaki	KMR Kawasaki	147.734	
8	SBKR	86	Derek McGEE	Yamaha 600		152.738	
9	SBKR	150	William DAVISON	Honda 600	Hill Contracts	139.365	
10	SBKR	61	John WALSH	Honda		142.296	
11	SBKR	93	Paul CRANSTON	Honda 600	P & J Fuel Haulage	140.693	
12	SBKR	26	Dennis BOOTH	Suzuki		136.322	
13	SBKR	24	Craig SHIRLAW	Kawasaki 600	Shirlaws Motorcycles	135.866	
14	SBKR	11	Callum LAIDLAW	Yamaha 600		146.534	
15	SBKR	96	Andy FARRELL	Yamaha	Pro Plum	141.060	
16	SBKR	103	Reuben McPHEE	Yamaha 600	N.J.T. Racing	143.554	
17	SBKR	68	Gareth EVANS	Suzuki	Race Logic/Joe Evans Garage	133.082	
18	SBKR	80	Phill ARCHER	Yamaha 600		135.413	
19	SBKR	57	Ian MORRELL	Suzuki 650	Gordy Hogg	126.056	

RIVER RIDGE RECYCLING ARMOY ROAD RACE

SUPERBIKE

Group B Qualifying for Superbike Champoinship Race


Friday, 27 July 2012



Pos	Class	No	Name	Machine / Sponsor	----- Best Lap -----			On	Laps
					Time	Behind	Speed		
Qualifying Classification									
1	SBKR	77	Ryan FARQUHAR	Kawasaki - KMR Kawasaki	1:44.874		103.255	5	6
2	SBKR	13	Adrian ARCHIBALD	Kawasaki - AMA Racing	1:45.920	1.046	102.236	4	5
3	SBKR	71	Davy MORGAN	Suzuki - Strangford Holiday Park	1:48.965	4.091	99.379	4	6
4	SBKR	111	Brian McCORMACK	Honda - CD Racing	1:49.347	4.473	99.032	4	6
5	SBKR	65	Michael SWEENEY	BMW - MJR Racing	1:51.624	6.750	97.011	3	6
6	SBKR	33	Olie LINSDELL	Yamaha 600 - Flitwick Motorcycles	1:52.861	7.987	95.948	6	6
7	SBKR	21	Alan CONNOR	Suzuki - Connor Racing	1:56.480	11.606	92.967	6	6
8	SBKR	28	Paul GARTLAND	Suzuki - Team GAS Racing	1:56.876	12.002	92.652	6	6
9	SBKR	113	Ronan PENTONY	Yamaha - RPMcycles.ie	1:57.715	12.841	91.992	4	6
10	SBKR	27	James McCANN	Yamaha 600 - Dixons Contractors	1:58.682	13.808	91.242	2	2
11	SBKR	144	Emmett BURKE	Honda - Sunflame	2:08.239	23.365	84.442	5	5

Provisional result to be confirmed by the Stewards of the Meeting subject to completion of technical inspections & the time limit for protests

Page 1 / 1

Circuit	ArmoY	Signed		Organising Club	ArmoY MRRC
Length(miles)	3.0080		Chief Timekeeper	Qualifying Started	19:01
Weather	Cloudy	Issued At:	19:15		
Track	Dry				



MCUI Ulster
Centre Timing
powered by
e-Laps timing software

www.elaps-timing.com



RIVER RIDGE RECYCLING ARMOY ROAD RACE



SUPERBIKE

Group B Qualifying for Superbike Champoinship Race

Friday, 27 July 2012

DETAILED RESULT

Qualifying Classification

Position

1 77 Ryan FARQUHAR

Behind

Best Time **1:44.874** Best Speed **103.255** On **5** Gp **a**

Lap	Elapsed Time	Lap Time	Lap Speed
1	1:55.692	1:55.692	93.600
2	3:43.451	1:47.759	100.491
3	5:30.079	1:46.628	101.557
4	7:15.442	1:45.363	102.776
5	9:00.316	1:44.874	103.255
6	10:49.723	1:49.407	98.977

2 13 Adrian ARCHIBALD

Behind **1.046**

Best Time **1:45.920** Best Speed **102.236** On **4** Gp **a**

Lap	Elapsed Time	Lap Time	Lap Speed
1	1:55.963	1:55.963	93.382
2	3:44.098	1:48.135	100.141
3	5:30.761	1:46.663	101.523
4	7:16.681	1:45.920	102.236
5	9:10.467	1:53.786	95.168

3 71 Davy MORGAN

Behind **4.091**

Best Time **1:48.965** Best Speed **99.379** On **4** Gp **a**

Lap	Elapsed Time	Lap Time	Lap Speed
1	2:23.616	2:23.616	75.401
2	4:19.051	1:55.435	93.809
3	6:10.302	1:51.251	97.337
4	7:59.267	1:48.965	99.379
5	9:48.957	1:49.690	98.722
6	11:38.507	1:49.550	98.848

4 111 Brian McCORMACK

Behind **4.473**

Best Time **1:49.347** Best Speed **99.032** On **4** Gp **a**

Lap	Elapsed Time	Lap Time	Lap Speed
1	1:58.992	1:58.992	91.004
2	3:51.022	1:52.030	96.660
3	5:40.871	1:49.849	98.579
4	7:30.218	1:49.347	99.032
5	9:19.809	1:49.591	98.811
6	11:14.197	1:54.388	94.667

Qualifying Classification

Position

5 65 Michael SWEENEY

Behind **6.750**

Best Time **1:51.624** Best Speed **97.011** On **3** Gp **a**

Lap	Elapsed Time	Lap Time	Lap Speed
1	2:02.538	2:02.538	88.371
2	3:54.493	1:51.955	96.725
3	5:46.117	1:51.624	97.011
4	7:38.105	1:51.988	96.696
5	9:31.153	1:53.048	95.789
6	11:23.971	1:52.818	95.985

6 33 Olie LINSDELL

Behind **7.987**

Best Time **1:52.861** Best Speed **95.948** On **6** Gp **a**

Lap	Elapsed Time	Lap Time	Lap Speed
1	2:22.713	2:22.713	75.878
2	4:20.997	1:58.284	91.549
3	6:14.948	1:53.951	95.030
4	8:10.742	1:55.794	93.518
5	10:14.692	2:03.950	87.364
6	12:07.553	1:52.861	95.948

7 21 Alan CONNOR

Behind **11.606**

Best Time **1:56.480** Best Speed **92.967** On **6** Gp **a**

Lap	Elapsed Time	Lap Time	Lap Speed
1	2:18.250	2:18.250	78.328
2	4:20.157	2:01.907	88.828
3	6:19.542	1:59.385	90.705
4	8:18.589	1:59.047	90.962
5	10:16.566	1:57.977	91.787
6	12:13.046	1:56.480	92.967

8 28 Paul GARTLAND

Behind **12.002**

Best Time **1:56.876** Best Speed **92.652** On **6** Gp **a**

Lap	Elapsed Time	Lap Time	Lap Speed
1	2:16.921	2:16.921	79.088
2	4:22.465	2:05.544	86.255
3	6:21.116	1:58.651	91.266
4	8:19.269	1:58.153	91.651
5	10:17.621	1:58.352	91.497
6	12:14.497	1:56.876	92.652

RIVER RIDGE RECYCLING ARMOY ROAD RACE

SUPERBIKE

Group B Qualifying for Superbike Championship Race

Friday, 27 July 2012

DETAILED RESULT



Qualifying Classification

Position

9 113 Ronan PENTONY

Behind 12.841

Best Time 1:57.715 Best Speed 91.992 On 4 Gp a

Lap	Elapsed Time	Lap Time	Lap Speed
1	2:12.082	2:12.082	81.985
2	4:10.667	1:58.585	91.317
3	6:11.078	2:00.411	89.932
4	8:08.793	1:57.715	91.992
5	10:07.587	1:58.794	91.156
6	12:09.175	2:01.588	89.061

10 27 James McCANN

Behind 13.808

Best Time 1:58.682 Best Speed 91.242 On 2 Gp a

Lap	Elapsed Time	Lap Time	Lap Speed
1	2:16.967	2:16.967	79.061
2	4:15.649	1:58.682	91.242

11 144 Emmett BURKE

Behind 23.365

Best Time 2:08.239 Best Speed 84.442 On 5 Gp a

Lap	Elapsed Time	Lap Time	Lap Speed
1	2:21.649	2:21.649	76.448
2	4:31.484	2:09.835	83.404
3	6:41.366	2:09.882	83.374
4	8:50.792	2:09.426	83.668
5	10:59.031	2:08.239	84.442

RIVER RIDGE RECYCLING ARMOY ROAD RACE

Sorted on Best Lap time

SUPERBIKE

Armoys 3.008 Miles

Group B Superbike Qualifying for Championship Race

27/07/2012 18:20

Practice started at 19:02:23

Pos	Class	No.	Name	Machine	Sponsor	SpdTr	Best
1	SBKR	77	Ryan FARQUHAR	Kawasaki	KMR Kawasaki	157.938	
2	SBKR	13	Adrian ARCHIBALD	Kawasaki	AMA Racing	147.869	
3	SBKR	71	Davy MORGAN	Suzuki	Strangford Holiday Park	153.896	
4	SBKR	111	Brian McCORMACK	Honda	CD Racing	146.799	
5	SBKR	65	Michael SWEENEY	BMW	MJR Racing	150.612	
6	SBKR	33	Olie LINSDELL	Yamaha 600	Flitwick Motorcycles	145.354	
7	SBKR	21	Alan CONNOR	Suzuki	Connor Racing	141.060	
8	SBKR	28	Paul GARTLAND	Suzuki	Team GAS Racing	132.431	
9	SBKR	113	Ronan PENTONY	Yamaha	RPMcycles.ie	140.086	
10	SBKR	27	James McCANN	Yamaha 600	Dixons Contractors	142.172	
11	SBKR	144	Emmett BURKE	Honda	Sunflame	127.241	

RIVER RIDGE RECYCLING ARMOY ROAD RACE

SUPERBIKE


Combined Qualifying for Superbike Race



Pos	Class	No	Name	-----Best Time / Qual Laps-----		Overall Best Time / Speed / Total Qual Laps
				Session A	Session B	
Qualifying Classification						
1	SBKR	6	William DUNLOP	1:44.514	-----	1:44.514 103.611
2	SBKR	3	Michael DUNLOP	1:44.644	-----	1:44.644 103.482
3	SBKR	77	Ryan FARQUHAR	-----	1:44.874	1:44.874 103.255
4	SBKR	13	Adrian ARCHIBALD	-----	1:45.920	1:45.920 102.236
5	SBKR	2	Guy MARTIN	1:46.381	-----	1:46.381 101.793
6	SBKR	16	John BURROWS	1:46.678	-----	1:46.678 101.509
7	SBKR	10	Conor CUMMINS	1:46.963	-----	1:46.963 101.239
8	SBKR	82	Derek SHEILS	1:47.720	-----	1:47.720 100.527
9	SBKR	44	Jamie HAMILTON	1:48.431	-----	1:48.431 99.868
10	SBKR	71	Davy MORGAN	-----	1:48.965	1:48.965 99.379
11	SBKR	111	Brian McCORMACK	-----	1:49.347	1:49.347 99.032
12	SBKR	86	Derek McGEE	1:50.129	-----	1:50.129 98.328
13	SBKR	65	Michael SWEENEY	-----	1:51.624	1:51.624 97.011
14	SBKR	33	Olie LINSDELL	-----	1:52.861	1:52.861 95.948
15	SBKR	150	William DAVISON	1:53.117	-----	1:53.117 95.731
16	SBKR	61	John WALSH	1:53.320	-----	1:53.320 95.559
17	SBKR	93	Paul CRANSTON	1:54.397	-----	1:54.397 94.660
18	SBKR	26	Dennis BOOTH	1:55.509	-----	1:55.509 93.749
19	SBKR	24	Craig SHIRLAW	1:56.213	-----	1:56.213 93.181
20	SBKR	21	Alan CONNOR	-----	1:56.480	1:56.480 92.967
21	SBKR	28	Paul GARTLAND	-----	1:56.876	1:56.876 92.652
22	SBKR	11	Callum LAIDLAW	1:57.122	-----	1:57.122 92.457
23	SBKR	96	Andy FARRELL	1:57.246	-----	1:57.246 92.360
24	SBKR	113	Ronan PENTONY	-----	1:57.715	1:57.715 91.992
25	SBKR	103	Reuben McPHEE	1:58.545	-----	1:58.545 91.348
26	SBKR	27	James McCANN	-----	1:58.682	1:58.682 91.242
27	SBKR	68	Gareth EVANS	1:59.055	-----	1:59.055 90.956
28	SBKR	80	Phill ARCHER	2:01.336	-----	2:01.336 89.246
29	SBKR	57	Ian MORRELL	2:01.801	-----	2:01.801 88.906
30	SBKR	144	Emmett BURKE	-----	2:08.239	2:08.239 84.442

Provisional result to be confirmed by the Stewards of the Meeting subject to completion of technical inspections & the time limit for protests

Page 1 / 1

Circuit	Armoiy	Signed	 Chief Timekeeper	Organising Club	Armoiy MRRC
Length(miles)	3.0080	Issued At:			
Weather					
Track					



MCUI Ulster
Centre Timing
powered by
e-Laps timing software

www.elaps-timing.com



RIVER RIDGE RECYCLING ARMOY ROAD RACE

SUPERBIKE

Armoey 3.008 Miles


R5: SGS International Superbike Championship

28/07/2012 13:30

Race (8 Laps)

RACE 5 - SUPERBIKE CHAMPIONSHIP

			68		12
			A		
27	103		113		11
C	B		A		
	96		11		10
	B		A		
28	21		24	C	9
C	B		A		
			26		8
	B		A		
93	61		150		7
C	B		A		
	33		65		6
	B		A		
86	111		71	B	5
C	B		A		
			44		4
	B		A		
82	10		16		3
C	B		A		
	2		13		2
	B		A		
77	3		6	A	1
C	B		A		
			POLE POSITION		



RIVER RIDGE RECYCLING ARMOY ROAD RACE



SUPERBIKE

Race 5 - SGS International Superbike Championship

Saturday, 28 July 2012

Pos	Class	No	Name	Machine / Sponsor	Gp	Laps	Total Time	Behind	Speed	-----Best Lap-----		
										Time	Speed	On

Race Classification

1	SBKR	3	Michael DUNLOP	Honda - Hunts/McAdoo Racing	a	6	11:17.814		95.856	1:49.984	98.458	5
2	SBKR	2	Guy MARTIN	Suzuki - Tyco Suzuki by TAS Racing	a	6	11:22.079	4.265	95.257	1:51.074	97.492	4
3	SBKR	77	Ryan FARQUHAR	Kawasaki 600 - KMR Kawasaki	a	6	11:26.894	9.080	94.589	1:53.080	95.762	3
4	SBKR	6	William DUNLOP	Honda 600 - Wilson Craig Racing	a	6	11:32.058	14.244	93.883	1:53.033	95.802	5
5	SBKR	10	Conor CUMMINS	Suzuki - Tyco Suzuki by TAS Racing	a	6	11:34.960	17.146	93.491	1:53.616	95.311	3
6	SBKR	111	Brian McCORMACK	Honda - CD Racing	b	6	11:46.879	29.065	91.915	1:55.780	93.529	6
7	SBKR	86	Derek McGEE	Yamaha 600	b	6	11:47.309	29.495	91.859	1:56.251	93.150	6
8	SBKR	44	Jamie HAMILTON	Kawasaki - KMR Kawasaki	a	6	11:47.539	29.725	91.829	1:55.743	93.559	3
9	SBKR	65	Michael SWEENEY	Yamaha 600 - MJR Racing	b	6	11:48.265	30.451	91.735	1:56.004	93.349	4
10	SBKR	33	Olie LINSDELL	Yamaha 600 - Flitwick Motorcycles	b	6	11:50.906	33.092	91.394	1:56.000	93.352	6
11	SBKR	93	Paul CRANSTON	Honda 600 - P & J Fuel Haulage	b	6	12:12.657	54.843	88.681	2:00.533	89.841	2
12	SBKR	24	Craig SHIRLAW	Kawasaki 600 - Shirlaws Motorcycles	c	6	12:13.363	55.549	88.596	1:59.210	90.838	6
13	SBKR	113	Ronan PENTONY	Yamaha 600 - RPMcycles.ie	c	6	12:31.537	1:13.723	86.453	2:02.967	88.063	3
14	SBKR	26	Dennis BOOTH	Yamaha 600	b	6	12:32.964	1:15.150	86.289	2:00.746	89.682	6
15	SBKR	21	Alan CONNOR	Suzuki - Connor Racing	c	6	12:37.851	1:20.037	85.733	2:03.421	87.739	6
16	SBKR	61	John WALSH	Honda	b	6	12:49.689	1:31.875	84.414	2:05.672	86.167	6
17	SBKR	11	Callum LAIDLAW	Yamaha 600	c	5	10:47.227	1 Lap	83.655	2:07.132	85.178	4
18	SBKR	68	Gareth EVANS	Suzuki - Race Logic/Joe Evans Garage	c	5	10:48.003	0.776	83.555	2:06.656	85.498	5

Fastest Lap


SBKR	3	Michael DUNLOP	Honda - Hunts/McAdoo Racing	a						1:49.984	98.458	5
------	---	----------------	-----------------------------	---	--	--	--	--	--	----------	--------	---

Not Classified

DNF	SBKR	82	Derek SHEILS	Honda 600 - T&M	a	4	8:08.524	2 Laps	88.665	1:59.262	90.798	3
-----	------	----	--------------	-----------------	---	---	----------	--------	--------	----------	--------	---

Provisional result to be confirmed by the Stewards of the Meeting subject to completion of technical inspections & the time limit for protests

Page 1 / 1

Circuit	Armoiy	Signed		Organising Club	Armoiy MRRC
Length(miles)	3.0080		Chief Timekeeper	Race Started	14:58
Weather	Cloudy	Issued At:	15:12	Gp Time Diff - b 16.89 / c 35.22	
Track	Wet				



MCUI Ulster
Centre Timing
powered by
e-Laps timing software

www.elaps-timing.com



RIVER RIDGE RECYCLING ARMOY ROAD RACE



SUPERBIKE

Race 5 - SGS International Superbike Championship

Saturday, 28 July 2012

DETAILED RESULT

Race Classification

1 3 Michael DUNLOP

Total Time **11:17.814** Avg Speed **95.856** Behind
Best Time **1:49.984** Best Speed **98.458** On **5** Gp **a**

Lap	Elapsed Time	Lap Time	Lap Speed
1	1:58.667	1:58.667	91.254
2	3:52.280	1:53.613	95.313
3	5:46.249	1:53.969	95.015
4	7:37.198	1:50.949	97.602
5	9:27.182	1:49.984	98.458
6	11:17.814	1:50.632	97.881

2 2 Guy MARTIN

Total Time **11:22.079** Avg Speed **95.257** Behind **4.265**
Best Time **1:51.074** Best Speed **97.492** On **4** Gp **a**

Lap	Elapsed Time	Lap Time	Lap Speed
1	1:58.952	1:58.952	91.035
2	3:52.395	1:53.443	95.456
3	5:44.161	1:51.766	96.888
4	7:35.235	1:51.074	97.492
5	9:27.856	1:52.621	96.153
6	11:22.079	1:54.223	94.804

3 77 Ryan FARQUHAR

Total Time **11:26.894** Avg Speed **94.589** Behind **9.080**
Best Time **1:53.080** Best Speed **95.762** On **3** Gp **a**

Lap	Elapsed Time	Lap Time	Lap Speed
1	1:58.561	1:58.561	91.335
2	3:51.716	1:53.155	95.699
3	5:44.796	1:53.080	95.762
4	7:38.910	1:54.114	94.895
5	9:32.362	1:53.452	95.448
6	11:26.894	1:54.532	94.548

4 6 William DUNLOP

Total Time **11:32.058** Avg Speed **93.883** Behind **14.244**
Best Time **1:53.033** Best Speed **95.802** On **5** Gp **a**

Lap	Elapsed Time	Lap Time	Lap Speed
1	2:01.763	2:01.763	88.933
2	3:56.077	1:54.314	94.729
3	5:50.064	1:53.987	95.000
4	7:43.468	1:53.404	95.489
5	9:36.501	1:53.033	95.802
6	11:32.058	1:55.557	93.710

Race Classification

5 10 Conor CUMMINS

Total Time **11:34.960** Avg Speed **93.491** Behind **17.146**
Best Time **1:53.616** Best Speed **95.311** On **3** Gp **a**

Lap	Elapsed Time	Lap Time	Lap Speed
1	2:02.066	2:02.066	88.713
2	3:57.471	1:55.405	93.833
3	5:51.087	1:53.616	95.311
4	7:45.728	1:54.641	94.458
5	9:39.714	1:53.986	95.001
6	11:34.960	1:55.246	93.962

6 111 Brian McCORMACK

Total Time **11:46.879** Avg Speed **91.915** Behind **29.065**
Best Time **1:55.780** Best Speed **93.529** On **6** Gp **b**

Lap	Elapsed Time	Lap Time	Lap Speed
1	2:03.963	2:03.963	87.355
2	4:01.891	1:57.928	91.826
3	5:58.458	1:56.567	92.898
4	7:54.313	1:55.855	93.469
5	9:51.099	1:56.786	92.723
6	11:46.879	1:55.780	93.529

7 86 Derek McGEE

Total Time **11:47.309** Avg Speed **91.859** Behind **29.495**
Best Time **1:56.251** Best Speed **93.150** On **6** Gp **b**

Lap	Elapsed Time	Lap Time	Lap Speed
1	2:03.576	2:03.576	87.629
2	4:00.414	1:56.838	92.682
3	5:57.519	1:57.105	92.471
4	7:54.187	1:56.668	92.817
5	9:51.058	1:56.871	92.656
6	11:47.309	1:56.251	93.150

8 44 Jamie HAMILTON

Total Time **11:47.539** Avg Speed **91.829** Behind **29.725**
Best Time **1:55.743** Best Speed **93.559** On **3** Gp **a**

Lap	Elapsed Time	Lap Time	Lap Speed
1	2:05.838	2:05.838	86.053
2	4:03.307	1:57.469	92.184
3	5:59.050	1:55.743	93.559
4	7:55.287	1:56.237	93.161
5	9:51.275	1:55.988	93.361
6	11:47.539	1:56.264	93.140

RIVER RIDGE RECYCLING ARMOY ROAD RACE



SUPERBIKE

Race 5 - SGS International Superbike Championship

Saturday, 28 July 2012

DETAILED RESULT

Race Classification

9 65 Michael SWEENEY

Total Time **11:48.265** Avg Speed **91.735** Behind **30.451**
 Best Time **1:56.004** Best Speed **93.349** On **4** Gp **b**

Lap	Elapsed Time	Lap Time	Lap Speed
1	2:04.171	2:04.171	87.209
2	4:02.379	1:58.208	91.608
3	5:58.942	1:56.563	92.901
4	7:54.946	1:56.004	93.349
5	9:51.929	1:56.983	92.567
6	11:48.265	1:56.336	93.082

Race Classification

13 113 Ronan PENTONY

Total Time **12:31.537** Avg Speed **86.453** Behind **1:13.723**
 Best Time **2:02.967** Best Speed **88.063** On **3** Gp **c**

Lap	Elapsed Time	Lap Time	Lap Speed
1	2:12.300	2:12.300	81.850
2	4:15.741	2:03.441	87.724
3	6:18.708	2:02.967	88.063
4	8:22.846	2:04.138	87.232
5	10:27.775	2:04.929	86.680
6	12:31.537	2:03.762	87.497

10 33 Olie LINSDELL

Total Time **11:50.906** Avg Speed **91.394** Behind **33.092**
 Best Time **1:56.000** Best Speed **93.352** On **6** Gp **b**

Lap	Elapsed Time	Lap Time	Lap Speed
1	2:05.187	2:05.187	86.501
2	4:03.259	1:58.072	91.714
3	5:59.836	1:56.577	92.890
4	7:56.876	1:57.040	92.522
5	9:54.906	1:58.030	91.746
6	11:50.906	1:56.000	93.352

14 26 Dennis BOOTH

Total Time **12:32.964** Avg Speed **86.289** Behind **1:15.150**
 Best Time **2:00.746** Best Speed **89.682** On **6** Gp **b**

Lap	Elapsed Time	Lap Time	Lap Speed
1	2:14.334	2:14.334	80.611
2	4:22.454	2:08.120	84.521
3	6:26.694	2:04.240	87.160
4	8:28.934	2:02.240	88.586
5	10:32.218	2:03.284	87.836
6	12:32.964	2:00.746	89.682

11 93 Paul CRANSTON

Total Time **12:12.657** Avg Speed **88.681** Behind **54.843**
 Best Time **2:00.533** Best Speed **89.841** On **2** Gp **b**

Lap	Elapsed Time	Lap Time	Lap Speed
1	2:08.759	2:08.759	84.101
2	4:09.292	2:00.533	89.841
3	6:10.134	2:00.842	89.611
4	8:10.958	2:00.824	89.625
5	10:11.674	2:00.716	89.705
6	12:12.657	2:00.983	89.507

15 21 Alan CONNOR

Total Time **12:37.851** Avg Speed **85.733** Behind **1:20.037**
 Best Time **2:03.421** Best Speed **87.739** On **6** Gp **c**

Lap	Elapsed Time	Lap Time	Lap Speed
1	2:12.170	2:12.170	81.931
2	4:19.298	2:07.128	85.180
3	6:25.332	2:06.034	85.920
4	8:30.425	2:05.093	86.566
5	10:34.430	2:04.005	87.326
6	12:37.851	2:03.421	87.739

12 24 Craig SHIRLAW

Total Time **12:13.363** Avg Speed **88.596** Behind **55.549**
 Best Time **1:59.210** Best Speed **90.838** On **6** Gp **c**

Lap	Elapsed Time	Lap Time	Lap Speed
1	2:06.029	2:06.029	85.923
2	4:07.408	2:01.379	89.215
3	6:11.716	2:04.308	87.113
4	8:12.560	2:00.844	89.610
5	10:14.153	2:01.593	89.058
6	12:13.363	1:59.210	90.838

16 61 John WALSH

Total Time **12:49.689** Avg Speed **84.414** Behind **1:31.875**
 Best Time **2:05.672** Best Speed **86.167** On **6** Gp **b**

Lap	Elapsed Time	Lap Time	Lap Speed
1	2:13.652	2:13.652	81.022
2	4:21.578	2:07.926	84.649
3	6:31.052	2:09.474	83.637
4	8:38.073	2:07.021	85.252
5	10:44.017	2:05.944	85.981
6	12:49.689	2:05.672	86.167

RIVER RIDGE RECYCLING ARMOY ROAD RACE

SUPERBIKE

Race 5 - SGS International Superbike Championship

Saturday, 28 July 2012

DETAILED RESULT



Race Classification

17 11 Callum LAIDLAW

Total Time **10:47.227** Avg Speed **83.655** Behind **1 Lap**

Best Time **2:07.132** Best Speed **85.178** On **4** Gp **c**

Lap	Elapsed Time	Lap Time	Lap Speed
1	2:17.464	2:17.464	78.776
2	4:25.622	2:08.158	84.496
3	6:32.824	2:07.202	85.131
4	8:39.956	2:07.132	85.178
5	10:47.227	2:07.271	85.085

18 68 Gareth EVANS

Total Time **10:48.003** Avg Speed **83.555** Behind **0.776**

Best Time **2:06.656** Best Speed **85.498** On **5** Gp **c**

Lap	Elapsed Time	Lap Time	Lap Speed
1	2:17.964	2:17.964	78.490
2	4:26.734	2:08.770	84.094
3	6:34.061	2:07.327	85.047
4	8:41.347	2:07.286	85.075
5	10:48.003	2:06.656	85.498

Not Classified

DNF 82 Derek SHEILS

Total Time **8:08.524** Avg Speed **88.665** Behind **2 Laps**

Best Time **1:59.262** Best Speed **90.798** On **3** Gp **a**

Lap	Elapsed Time	Lap Time	Lap Speed
1	2:09.495	2:09.495	83.623
2	4:09.962	2:00.467	89.890
3	6:09.224	1:59.262	90.798
4	8:08.524	1:59.300	90.769

RIVER RIDGE RECYCLING ARMOY ROAD RACE

SUPERBIKE

Race 5 - SGS International Superbike Championship

LAP CHART



1					3					5				
No	Name	G	Elapsed Time	Lap Time	No	Name	G	Elapsed Time	Lap Time	No	Name	G	Elapsed Time	Lap Time
77	Ryan FARQUHAR	a	1:58.561	1:58.561	2	Guy MARTIN	a	5:44.161	1:51.766	3	Michael DUNLOP	a	9:27.182	1:49.984
3	Michael DUNLOP	a	1:58.667	1:58.667	77	Ryan FARQUHAR	a	5:44.796	1:53.080	2	Guy MARTIN	a	9:27.856	1:52.621
2	Guy MARTIN	a	1:58.952	1:58.952	3	Michael DUNLOP	a	5:46.249	1:53.969	77	Ryan FARQUHAR	a	9:32.362	1:53.452
6	William DUNLOP	a	2:01.763	2:01.763	6	William DUNLOP	a	5:50.064	1:53.987	6	William DUNLOP	a	9:36.501	1:53.033
10	Conor CUMMINS	a	2:02.066	2:02.066	10	Conor CUMMINS	a	5:51.087	1:53.616	10	Conor CUMMINS	a	9:39.714	1:53.986
86	Derek McGEE	b	2:03.576	2:03.576	86	Derek McGEE	b	5:57.519	1:57.105	86	Derek McGEE	b	9:51.058	1:56.871
111	Brian McCORMACK	b	2:03.963	2:03.963	111	Brian McCORMACK	b	5:58.458	1:56.567	111	Brian McCORMACK	b	9:51.099	1:56.786
65	Michael SWEENEY	b	2:04.171	2:04.171	65	Michael SWEENEY	b	5:58.942	1:56.563	44	Jamie HAMILTON	a	9:51.275	1:55.988
33	Olie LINSDELL	b	2:05.187	2:05.187	44	Jamie HAMILTON	a	5:59.050	1:55.743	65	Michael SWEENEY	b	9:51.929	1:56.983
44	Jamie HAMILTON	a	2:05.838	2:05.838	33	Olie LINSDELL	b	5:59.836	1:56.577	33	Olie LINSDELL	b	9:54.906	1:58.030
24	Craig SHIRLAW	c	2:06.029	2:06.029	82	Derek SHEILS	a	6:09.224	1:59.262	93	Paul CRANSTON	b	10:11.674	2:00.716
93	Paul CRANSTON	b	2:08.759	2:08.759	93	Paul CRANSTON	b	6:10.134	2:00.842	24	Craig SHIRLAW	c	10:14.153	2:01.593
82	Derek SHEILS	a	2:09.495	2:09.495	24	Craig SHIRLAW	c	6:11.716	2:04.308	113	Ronan PENTONY	c	10:27.775	2:04.929
21	Alan CONNOR	c	2:12.170	2:12.170	113	Ronan PENTONY	c	6:18.708	2:02.967	26	Dennis BOOTH	b	10:32.218	2:03.284
113	Ronan PENTONY	c	2:12.300	2:12.300	21	Alan CONNOR	c	6:25.332	2:06.034	21	Alan CONNOR	c	10:34.430	2:04.005
61	John WALSH	b	2:13.652	2:13.652	26	Dennis BOOTH	b	6:26.694	2:04.240	61	John WALSH	b	10:44.017	2:05.944
26	Dennis BOOTH	b	2:14.334	2:14.334	61	John WALSH	b	6:31.052	2:09.474	11	Callum LAIDLAW	c	10:47.227	2:07.271
11	Callum LAIDLAW	c	2:17.464	2:17.464	11	Callum LAIDLAW	c	6:32.824	2:07.202	68	Gareth EVANS	c	10:48.003	2:06.656
68	Gareth EVANS	c	2:17.964	2:17.964	68	Gareth EVANS	c	6:34.061	2:07.327					

2					4					6				
No	Name	G	Elapsed Time	Lap Time	No	Name	G	Elapsed Time	Lap Time	No	Name	G	Elapsed Time	Lap Time
77	Ryan FARQUHAR	a	3:51.716	1:53.155	2	Guy MARTIN	a	7:35.235	1:51.074	3	Michael DUNLOP	a	11:17.814	1:50.632
3	Michael DUNLOP	a	3:52.280	1:53.613	3	Michael DUNLOP	a	7:37.198	1:50.949	2	Guy MARTIN	a	11:22.079	1:54.223
2	Guy MARTIN	a	3:52.395	1:53.443	77	Ryan FARQUHAR	a	7:38.910	1:54.114	77	Ryan FARQUHAR	a	11:26.894	1:54.532
6	William DUNLOP	a	3:56.077	1:54.314	6	William DUNLOP	a	7:43.468	1:53.404	6	William DUNLOP	a	11:32.058	1:55.557
10	Conor CUMMINS	a	3:57.471	1:55.405	10	Conor CUMMINS	a	7:45.728	1:54.641	10	Conor CUMMINS	a	11:34.960	1:55.246
86	Derek McGEE	b	4:00.414	1:56.838	86	Derek McGEE	b	7:54.187	1:56.668	111	Brian McCORMACK	b	11:46.879	1:55.780
111	Brian McCORMACK	b	4:01.891	1:57.928	111	Brian McCORMACK	b	7:54.313	1:55.855	86	Derek McGEE	b	11:47.309	1:56.251
65	Michael SWEENEY	b	4:02.379	1:58.208	65	Michael SWEENEY	b	7:54.946	1:56.004	44	Jamie HAMILTON	a	11:47.539	1:56.264
33	Olie LINSDELL	b	4:03.259	1:58.072	44	Jamie HAMILTON	a	7:55.287	1:56.237	65	Michael SWEENEY	b	11:48.265	1:56.336
44	Jamie HAMILTON	a	4:03.307	1:57.469	33	Olie LINSDELL	b	7:56.876	1:57.040	33	Olie LINSDELL	b	11:50.906	1:56.000
24	Craig SHIRLAW	c	4:07.408	2:01.379	82	Derek SHEILS	a	8:08.524	1:59.300	93	Paul CRANSTON	b	12:12.657	2:00.983
93	Paul CRANSTON	b	4:09.292	2:00.533	93	Paul CRANSTON	b	8:10.958	2:00.824	24	Craig SHIRLAW	c	12:13.363	1:59.210
82	Derek SHEILS	a	4:09.962	2:00.467	24	Craig SHIRLAW	c	8:12.560	2:00.844	113	Ronan PENTONY	c	12:31.537	2:03.762
113	Ronan PENTONY	c	4:15.741	2:03.441	113	Ronan PENTONY	c	8:22.846	2:04.138	26	Dennis BOOTH	b	12:32.964	2:00.746
21	Alan CONNOR	c	4:19.298	2:07.128	26	Dennis BOOTH	b	8:28.934	2:02.240	21	Alan CONNOR	c	12:37.851	2:03.421
61	John WALSH	b	4:21.578	2:07.926	21	Alan CONNOR	c	8:30.425	2:05.093	61	John WALSH	b	12:49.689	2:05.672
26	Dennis BOOTH	b	4:22.454	2:08.120	61	John WALSH	b	8:38.073	2:07.021					
11	Callum LAIDLAW	c	4:25.622	2:08.158	11	Callum LAIDLAW	c	8:39.956	2:07.132					
68	Gareth EVANS	c	4:26.734	2:08.770	68	Gareth EVANS	c	8:41.347	2:07.286					

RIVER RIDGE RECYCLING ARMOY ROAD RACE
Sorted on Laps

SUPERBIKE

Armoey 3.008 Miles

R5: SGS International Superbike Championship

28/07/2012 13:30

Race (6 Laps) started at 14:58:56

Pos	Class	No.	Name	Machine	Sponsor	SpdTr	Best
1	SBKR	3	Michael DUNLOP	Honda	Hunts/McAdoo Racing	160.118	
2	SBKR	2	Guy MARTIN	Suzuki	Tyco Suzuki by TAS Racing	146.402	
3	SBKR	77	Ryan FARQUHAR	Kawasaki 600	KMR Kawasaki	143.809	
4	SBKR	6	William DUNLOP	Honda 600	Wilson Craig Racing	145.614	
5	SBKR	10	Conor CUMMINS	Suzuki	Tyco Suzuki by TAS Racing	141.923	
6	SBKR	111	Brian McCORMACK	Honda	CD Racing	140.938	
7	SBKR	86	Derek McGEE	Yamaha 600		148.818	
8	SBKR	44	Jamie HAMILTON	Kawasaki	KMR Kawasaki	130.200	
9	SBKR	65	Michael SWEENEY	Yamaha 600	MJR Racing	144.577	
10	SBKR	33	Olie LINSDELL	Yamaha 600	Flitwick Motorcycles	134.739	
11	SBKR	93	Paul CRANSTON	Honda 600	P & J Fuel Haulage	131.253	
12	SBKR	24	Craig SHIRLAW	Kawasaki 600	Shirlaws Motorcycles	132.431	
13	SBKR	113	Ronan PENTONY	Yamaha 600	RPMcycles.ie	141.060	
14	SBKR	26	Dennis BOOTH	Yamaha 600		133.191	
15	SBKR	21	Alan CONNOR	Suzuki	Connor Racing	139.007	
16	SBKR	61	John WALSH	Honda		133.300	
17	SBKR	11	Callum LAIDLAW	Yamaha 600		132.756	
18	SBKR	68	Gareth EVANS	Suzuki	Race Logic/Joe Evans Garage	125.375	

Not classified ()

DNF	SBKR	82	Derek SHEILS	Honda 600	T & M	133.630	
DNF	SBKR	13	Adrian ARCHIBALD	Yamaha 600	AMA Racing	51.972	
DNF	SBKR	16	John BURROWS	Suzuki	Cookstown BE Racing	59.277	
DNF	SBKR	28	Paul GARTLAND	Suzuki	Team GAS Racing	87.810	

Margin of Victory	Avg. Speed	Best Lap Tm	Best Speed	Best Lap by
4.259	95.856	1:49.993	98.450	3 - Michael DUNLOP

Promoted by Armoey Motorcycle Road Racing Club

Orbits

Provisional result to be confirmed by the Stewards of the Meeting subject to the completion of technical inspections and the time limit for protests.

 MCUI (Ulster Centre) Timing @ www.elaps-timing.com

www.amb-it.com
www.mylaps.com

Licensed to: MCUI

IRISH ROAD RACE SUPERBIKE

2012

Pos	No.	Name	Total	Diff	Gap	#1	#2	#3	#4	#5	#6	#7
						R1	R1	R3	R5	OP	R1	R1
1	77	Ryan FARQUHAR	122	0	0	25	20	25	25	11	x	16
2	3	Michael DUNLOP	115	7	7	20	25	x	x	20	25	25
3	82	Derek SHEILS	75	47	40	x	13	13	20	13	16	x
4	16	John BURROWS	73	49	2	10	16	x	11	16	20	x
5	65	Michael SWEENEY	73	49	0	6	7	16	16	10	11	7
6	44	Jamie HAMILTON	51	71	22	7	x	10	9	9	8	8
7	6	William DUNLOP	47	75	4	9	x	x	x	25	x	13
8	93	Paul CRANSTON	44	78	3	x	9	11	13	6	x	5
9	86	Derek McGEE	36	86	8	x	x	9	x	5	13	9
10	31	Shaun ANDERSON	35	87	1	5	10	20	x	x	x	x
11	18	Guy MARTIN	31	91	4	11	x	x	x	x	x	20
12	36	Michael PEARSON	24	98	7	13	11	x	x	x	x	x
13	111	Brian McCORMACK	24	98	0	x	x	x	x	4	10	10
14	13	Adrian ARCHIBALD	16	106	8	16	x	x	x	x	x	x
15	61	John WALSH	16	106	0	x	x	x	x	7	9	x
16	9	Wayne KIRWAN	16	106	0	2	6	x	x	8	x	x
17	64	Stephen McKNIGHT	15	107	1	x	5	x	10	x	x	x
18	174	Michal DOKOUPIL	14	108	1	x	x	6	8	x	x	x
19	26	Dennis BOOTH	14	108	0	x	2	4	6	x	x	2
20	42	Rob BARBER	12	110	2	4	8	x	x	x	x	x
21	10	Conor CUMMINS	11	111	1	x	x	x	x	x	x	11
22	35	Trevor FERGUSON	11	111	0	x	x	2	7	2	x	x
23	24	Craig SHIRLAW	9	113	2	x	x	5	x	x	x	4
24	113	Ronan PENTONY	9	113	0	x	x	x	x	x	6	3
25	97	Seamus ELLIOTT	8	114	1	x	x	8	x	x	x	x
26	71	Davy MORGAN	8	114	0	8	x	x	x	x	x	x
27	150	William DAVISON	8	114	0	1	4	3	x	x	x	x
28	21	Alan CONNOR	8	114	0	x	1	x	x	1	5	1
29	96	Andy FARRELL	7	115	1	x	x	x	x	x	7	x
30	28	Paul GARTLAND	7	115	0	x	x	7	x	x	x	x
31	33	Olie LINSDELL	6	116	1	x	x	x	x	x	x	6
32	80	Phill ARCHER	5	117	1	x	x	x	5	x	x	x
33	101	Robert McCURUM	4	118	1	x	x	x	x	x	4	x
34	122	Alan BONNER	3	119	1	x	x	x	x	3	x	x
35	19	Dave HEWSON	3	119	0	x	3	x	x	x	x	x
36	33	Steve MERCER	3	119	0	3	x	x	x	x	x	x
37	22	Stephen McLIVENNA	1	121	2	x	x	1	x	x	x	x

Event Legend

#1	27/04/2012	KDM HIRE COOKSTOWN 100	#5	07/07/2012	AonInsure.ie SKERRIES ROAD RACE
#2	04/05/2012	AROUND A POUND TANDRAGEE 100	#6	14/07/2012	RACE OF THE SOUTH
#3	15/06/2012	MID-ANTRIM 150	#7	27/07/2012	RIVER RIDGE RECYCLING ARMOY ROAD RA
#4	23/06/2012	H2 ENGINEERING BUSH ROAD RACE			

ULSTER ROAD RACE SUPERBIKE

2012

Pos	No.	Name	Total	Diff	Gap	#1	#2	#3	#4	#5
						R1	R1	R3	R5	R1
1	77	Ryan FARQUHAR	111	0	0	25	20	25	25	16
2	3	Michael DUNLOP	70	41	41	20	25	x	x	25
3	65	Michael SWEENEY	52	59	18	6	7	16	16	7
4	82	Derek SHEILS	46	65	6	x	13	13	20	x
5	93	Paul CRANSTON	38	73	8	x	9	11	13	5
6	16	John BURROWS	37	74	1	10	16	x	11	x
7	31	Shaun ANDERSON	35	76	2	5	10	20	x	x
8	44	Jamie HAMILTON	34	77	1	7	x	10	9	8
9	18	Guy MARTIN	31	80	3	11	x	x	x	20
10	36	Michael PEARSON	24	87	7	13	11	x	x	x
11	6	William DUNLOP	22	89	2	9	x	x	x	13
12	86	Derek McGEE	18	93	4	x	x	9	x	9
13	13	Adrian ARCHIBALD	16	95	2	16	x	x	x	x
14	64	Stephen McKNIGHT	15	96	1	x	5	x	10	x
15	174	Michal DOKOUPIL	14	97	1	x	x	6	8	x
16	26	Dennis BOOTH	14	97	0	x	2	4	6	2
17	42	Rob BARBER	12	99	2	4	8	x	x	x
18	10	Conor CUMMINS	11	100	1	x	x	x	x	11
19	111	Brian McCORMACK	10	101	1	x	x	x	x	10
20	35	Trevor FERGUSON	9	102	1	x	x	2	7	x
21	24	Craig SHIRLAW	9	102	0	x	x	5	x	4
22	97	Seamus ELLIOTT	8	103	1	x	x	8	x	x
23	71	Davy MORGAN	8	103	0	8	x	x	x	x
24	9	Wayne KIRWAN	8	103	0	2	6	x	x	x
25	150	William DAVISON	8	103	0	1	4	3	x	x
26	28	Paul GARTLAND	7	104	1	x	x	7	x	x
27	33	Olie LINSDELL	6	105	1	x	x	x	x	6
28	80	Phill ARCHER	5	106	1	x	x	x	5	x
29	113	Ronan PENTONY	3	108	2	x	x	x	x	3
30	19	Dave HEWSON	3	108	0	x	3	x	x	x
31	33	Steve MERCER	3	108	0	3	x	x	x	x
32	21	Alan CONNOR	2	109	1	x	1	x	x	1
33	22	Stephen McILVENNA	1	110	1	x	x	1	x	x

Event Legend

#1	27/04/2012	KDM HIRE COOKSTOWN 100	#4	23/06/2012	H2 ENGINEERING BUSH ROAD RACE
#2	04/05/2012	AROUND A POUND TANDRAGEE 100	#5	27/07/2012	RIVER RIDGE RECYCLING ARMOY ROAD RA
#3	15/06/2012	MID-ANTRIM 150			