



# ARMOY ROAD RACE

*The Race of Legends*

**Friday 27<sup>th</sup> & Saturday 28<sup>th</sup> July 2012**

promoted by  
**Armoyn Motorcycle Road Racing Club**  
[www.amrrc.com](http://www.amrrc.com)



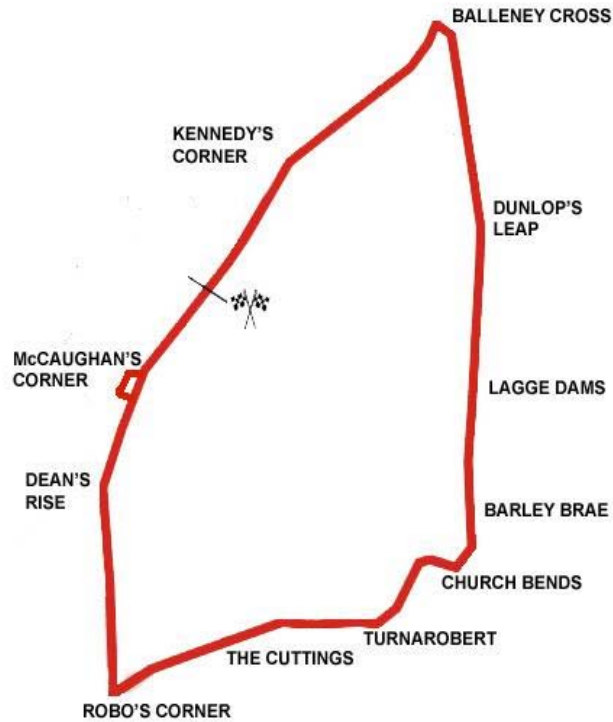
**CENTRA, BALLYMONEY 250cc GP  
THE DIAMOND BAR SUPERSPORT 400**



northernireland  
tourist board



# Armoyn Circuit 3.008 miles



## Lap Records

Class	Rider	Machine	m s	mph	Year
125cc	William Dunlop	Honda	2 02.397	88.473	2010
Moto 3	to be established				
Moto 450	Ryan Farquhar	Kawasaki	2 00.910	89.561	2011
250cc	Davy Morgan	Honda	1 54.978	94.181	2011
Supersport 400	Robbie Lyall	Kawasaki	2 02.187	88.625	2011
Supertwins	Ryan Farquhar	Kawasaki 650	1 54.130	94.881	2011
Supersport	Michael Dunlop	Yamaha	1 46.448	101.729	2011
Superbike	Michael Dunlop	Kawasaki	1 42.919	105.217	2011
Senior Support	Alan Bonner	Yamaha 600	1 53.302	95.575	2010
Junior Support	Ciaran Donnelly	Honda 250	1 56.206	93.186	2011
Classic 1000cc	Richard Ford	Norton 750	2 07.957	84.628	2011
Classic 500cc	Freddie Stewart	Honda	2 11.491	82.354	2011
Classic 350cc	Keith Costello	Honda	2 15.054	80.181	2011
Classic 250cc	Jeff Ward	Suzuki	2 18.732	78.056	2011

## MOST WINS at ARMOY ROAD RACE

Ryan Farquhar	9	2009-11
Michael Dunlop	5	2009-11
William Dunlop	3	2010-11
Dean Harrison	2	2010

## ALL TIME IRISH ROAD RACE WINNERS (after the Race of the South 2012)

### Most Wins at All Irish Road Race Meetings

1.	Ryan Farquhar	195	1995-12
2.	Joey Dunlop	156	1971-00
3.	Robert Dunlop	135	1980-08
4.	Ray McCullough	109	1960-82
	Phillip McCallen	109	1987-99
6.	Brian Reid	78	1980-94
7.	Darran Lindsay	75	1999-06
	William Dunlop	75	2005-12
9.	James Courtney	66	1992-99
10.	Adrian Archibald	64	1994-06

# RIVER RIDGE RECYCLING ARMOY ROAD RACE

## 250cc GP & SUPERSPORT 400

### Qualifying

Friday, 27 July 2012

### Centra Ballymoney 250ccGP




Pos	Class	No	Name	Machine / Sponsor	Time	Best Lap		On	Total Laps
						Behind	Speed		
Qualifying Classification									
1	250R	181	Lee VERNON	Honda	1:58.282		91.551	3	8
2	250R	118	Paul ROBINSON	Honda - Roy Hanna Motors	1:59.870	1.588	90.338	7	8
3	250R	7	Ciaran DONNELLY	Honda - JDM	2:03.199	4.917	87.897	5	8
4	250R	5	Sam DUNLOP	Honda - Cleaver Browne	2:03.430	5.148	87.732	6	7
5	250R	101	Robert McCURUM	Honda - Johnston Racing	2:03.888	5.606	87.408	6	7
6	250R	173	John ELLA	Honda	2:05.814	7.532	86.070	5	7
7	250R	19	Kevin STROWGER	Honda	2:07.755	9.473	84.762	5	8
8	250R	25	Mark WADDELL	Honda	2:11.401	13.119	82.410	6	7
9	250R	71	Davy MORGAN	Honda - DM71 Supporters Club	2:12.879	14.597	81.494	5	5
10	250R	125	Bryan HARDING	Honda	2:13.206	14.924	81.294	5	7
11	250R	38	Darren GILPIN	Honda - R F Linton/Turtle Transport	2:18.416	20.134	78.234	2	2

### Diamond Bar Supersport 400

Pos	Class	No	Name	Machine / Sponsor	Time	Best Lap		On	Total Laps
						Behind	Speed		
Qualifying Classification									
1	400R	18	Vic ALLAN	Kawasaki 400	2:05.304		86.420	5	8
2	400R	96	Andy FARRELL	Kawasaki 400 - Pro Plum	2:08.123	2.819	84.519	2	3
3	400R	33	David HOWARD	Kawasaki 400	2:09.970	4.666	83.318	7	7
4	400R	138	Derek WILKIE	Kawasaki 400	2:10.280	4.976	83.119	7	7
5	400R	1	Paul MAGUIRE	Kawasaki 400	2:11.942	6.638	82.072	7	7
6	400R	21	Roy SCOTT	Yamaha 400 - Knipe	2:13.953	8.649	80.840	5	7
7	400R	42	Brian LOUGHLIN	Honda 400	2:15.781	10.477	79.752	5	7
8	400R	95	Robert GORDON	Honda 400	2:17.617	12.313	78.688	5	7
9	400R	79	John McALLISTER	Kawasaki 400 - Mac Racing	2:22.269	16.965	76.115	7	7
10	400R	57	Yvonne MONTGOMERY	Kawasaki 400 - DoDo123	2:32.376	27.072	71.066	5	5

Provisional result to be confirmed by the Stewards of the Meeting subject to completion of technical inspections & the time limit for protests

Page 1 / 1

Circuit	<b>ArmoY</b>	Signed		Organising Club	<b>ArmoY MRRC</b>
Length(miles)	<b>3.0080</b>		Chief Timekeeper	Qualifying Started	<b>19:40</b>
Weather	<b>Cloudy</b>				
Track	<b>Dry</b>	Issued At:	19:59		



MCUI Ulster  
Centre Timing  
powered by  
e-Laps timing software

www.elaps-timing.com



# RIVER RIDGE RECYCLING ARMOY ROAD RACE



## 250cc GP & SUPERSPORT 400

### Qualifying

Friday, 27 July 2012

## DETAILED RESULT

Centra Ballymoney 250ccGP

Centra Ballymoney 250ccGP

### Qualifying Classification

Position

**1** 181 Lee VERNON

250R Behind  
Best Time **1:58.282** Best Speed **91.551** On **3** Gp **a**

Lap	Elapsed Time	Lap Time	Lap Speed
1	2:10.885	2:10.885	82.735
2	4:10.887	2:00.002	90.238
3	6:09.169	1:58.282	91.551
4	8:07.468	1:58.299	91.538
5	10:10.806	2:03.338	87.798
6	12:14.772	2:03.966	87.353
7	14:13.777	1:59.005	90.994
8	16:18.765	2:04.988	86.639

**2** 118 Paul ROBINSON

250R Behind **1.588**  
Best Time **1:59.870** Best Speed **90.338** On **7** Gp **a**

Lap	Elapsed Time	Lap Time	Lap Speed
1	2:40.579	2:40.579	67.436
2	4:46.411	2:05.832	86.058
3	6:49.757	2:03.346	87.792
4	8:50.022	2:00.265	90.041
5	10:51.275	2:01.253	89.307
6	12:53.184	2:01.909	88.827
7	14:53.054	1:59.870	90.338
8	16:52.987	1:59.933	90.290

**3** 7 Ciaran DONNELLY

250R Behind **4.917**  
Best Time **2:03.199** Best Speed **87.897** On **5** Gp **a**

Lap	Elapsed Time	Lap Time	Lap Speed
1	2:31.819	2:31.819	71.327
2	4:39.187	2:07.368	85.020
3	6:45.858	2:06.671	85.488
4	8:49.209	2:03.351	87.789
5	10:52.408	2:03.199	87.897
6	12:55.611	2:03.203	87.894
7	14:59.888	2:04.277	87.134
8	17:05.045	2:05.157	86.522

### Qualifying Classification

Position

**4** 5 Sam DUNLOP

250R Behind **5.148**  
Best Time **2:03.430** Best Speed **87.732** On **6** Gp **a**

Lap	Elapsed Time	Lap Time	Lap Speed
1	2:28.238	2:28.238	73.050
2	4:36.151	2:07.913	84.658
3	6:42.889	2:06.738	85.442
4	8:47.387	2:04.498	86.980
5	10:51.834	2:04.447	87.015
6	12:55.264	2:03.430	87.732
7	15:25.459	2:30.195	72.098

**5** 101 Robert McCRUM

250R Behind **5.606**  
Best Time **2:03.888** Best Speed **87.408** On **6** Gp **a**

Lap	Elapsed Time	Lap Time	Lap Speed
1	2:48.288	2:48.288	64.347
2	5:00.714	2:12.426	81.772
3	7:12.838	2:12.124	81.959
4	9:20.971	2:08.133	84.512
5	11:25.859	2:04.888	86.708
6	13:29.747	2:03.888	87.408
7	15:33.755	2:04.008	87.323

**6** 173 John ELLA

250R Behind **7.532**  
Best Time **2:05.814** Best Speed **86.070** On **5** Gp **a**

Lap	Elapsed Time	Lap Time	Lap Speed
1	2:36.918	2:36.918	69.009
2	4:51.941	2:15.023	80.200
3	7:01.230	2:09.289	83.757
4	9:09.732	2:08.502	84.270
5	11:15.546	2:05.814	86.070
6	13:22.732	2:07.186	85.141
7	15:30.490	2:07.758	84.760

**7** 19 Kevin STROWGER

250R Behind **9.473**  
Best Time **2:07.755** Best Speed **84.762** On **5** Gp **a**

Lap	Elapsed Time	Lap Time	Lap Speed
1	2:23.373	2:23.373	75.529
2	4:36.091	2:12.718	81.593
3	6:47.145	2:11.054	82.629
4	8:55.062	2:07.917	84.655
5	11:02.817	2:07.755	84.762
6	13:11.921	2:09.104	83.877
7	15:21.405	2:09.484	83.630
8	17:35.677	2:14.272	80.648

# RIVER RIDGE RECYCLING ARMOY ROAD RACE

## 250cc GP & SUPERSPORT 400

### Qualifying

Friday, 27 July 2012

## DETAILED RESULT

Centra Ballymoney 250ccGP



### Qualifying Classification

Position

#### **8** 25 Mark WADDELL

250R Behind 13.119

Best Time **2:11.401** Best Speed **82.410** On **6** Gp **a**

Lap	Elapsed Time	Lap Time	Lap Speed
1	3:00.112	3:00.112	60.123
2	5:16.905	2:16.793	79.162
3	7:30.585	2:13.680	81.005
4	9:46.615	2:16.030	79.606
5	11:58.280	2:11.665	82.245
6	14:09.681	2:11.401	82.410
7	16:21.618	2:11.937	82.076

#### **9** 71 Davy MORGAN

250R Behind 14.597

Best Time **2:12.879** Best Speed **81.494** On **5** Gp **a**

Lap	Elapsed Time	Lap Time	Lap Speed
1	3:11.867	3:11.867	56.439
2	5:37.570	2:25.703	74.321
3	7:58.671	2:21.101	76.745
4	10:27.827	2:29.156	72.600
5	12:40.706	2:12.879	81.494

#### **10** 125 Bryan HARDING

250R Behind 14.924

Best Time **2:13.206** Best Speed **81.294** On **5** Gp **a**

Lap	Elapsed Time	Lap Time	Lap Speed
1	3:10.442	3:10.442	56.861
2	5:35.417	2:24.975	74.694
3	7:54.531	2:19.114	77.841
4	10:11.019	2:16.488	79.339
5	12:24.225	2:13.206	81.294
6	14:43.580	2:19.355	77.707
7	17:00.282	2:16.702	79.215

#### **11** 38 Darren GILPIN

250R Behind 20.134

Best Time **2:18.416** Best Speed **78.234** On **2** Gp **a**

Lap	Elapsed Time	Lap Time	Lap Speed
1	2:48.385	2:48.385	64.310
2	5:06.801	2:18.416	78.234

# RIVER RIDGE RECYCLING ARMOY ROAD RACE



## 250cc GP & SUPERSPORT 400

### Qualifying

Friday, 27 July 2012

## DETAILED RESULT

Diamond Bar Supersport 400

### Qualifying Classification

Position

<b>1</b>	<b>18 Vic ALLAN</b>						
	400R		Behind				
Best Time	<b>2:05.304</b>	Best Speed	<b>86.420</b>	On	<b>5</b>	Gp	<b>a</b>
<i>Lap</i>	<i>Elapsed Time</i>	<i>Lap Time</i>	<i>Lap Speed</i>				
1	2:15.836	2:15.836	79.720				
2	4:25.526	2:09.690	83.498				
3	6:32.694	2:07.168	85.153				
4	8:38.510	2:05.816	86.069				
5	10:43.814	2:05.304	86.420				
6	12:49.126	2:05.312	86.415				
7	14:55.059	2:05.933	85.989				
8	17:00.444	2:05.385	86.364				

<b>2</b>	<b>96 Andy FARRELL</b>						
	400R		Behind		<b>2.819</b>		
Best Time	<b>2:08.123</b>	Best Speed	<b>84.519</b>	On	<b>2</b>	Gp	<b>a</b>
<i>Lap</i>	<i>Elapsed Time</i>	<i>Lap Time</i>	<i>Lap Speed</i>				
1	2:19.043	2:19.043	77.881				
2	4:27.166	2:08.123	84.519				
3	6:35.922	2:08.756	84.103				

<b>3</b>	<b>33 David HOWARD</b>						
	400R		Behind		<b>4.666</b>		
Best Time	<b>2:09.970</b>	Best Speed	<b>83.318</b>	On	<b>7</b>	Gp	<b>a</b>
<i>Lap</i>	<i>Elapsed Time</i>	<i>Lap Time</i>	<i>Lap Speed</i>				
1	2:33.828	2:33.828	70.396				
2	4:49.252	2:15.424	79.962				
3	7:01.774	2:12.522	81.713				
4	9:13.675	2:11.901	82.098				
5	11:24.927	2:11.252	82.504				
6	13:35.624	2:10.697	82.854				
7	15:45.594	2:09.970	83.318				

<b>4</b>	<b>138 Derek WILKIE</b>						
	400R		Behind		<b>4.976</b>		
Best Time	<b>2:10.280</b>	Best Speed	<b>83.119</b>	On	<b>7</b>	Gp	<b>a</b>
<i>Lap</i>	<i>Elapsed Time</i>	<i>Lap Time</i>	<i>Lap Speed</i>				
1	2:31.816	2:31.816	71.328				
2	4:44.237	2:12.421	81.776				
3	6:56.688	2:12.451	81.757				
4	9:09.773	2:13.085	81.368				
5	11:22.995	2:13.222	81.284				
6	13:35.251	2:12.256	81.878				
7	15:45.531	2:10.280	83.119				

Diamond Bar Supersport 400

### Qualifying Classification

Position

<b>5</b>	<b>1 Paul MAGUIRE</b>						
	400R		Behind		<b>6.638</b>		
Best Time	<b>2:11.942</b>	Best Speed	<b>82.072</b>	On	<b>7</b>	Gp	<b>a</b>
<i>Lap</i>	<i>Elapsed Time</i>	<i>Lap Time</i>	<i>Lap Speed</i>				
1	2:40.207	2:40.207	67.593				
2	4:59.024	2:18.817	78.008				
3	7:16.455	2:17.431	78.794				
4	9:32.182	2:15.727	79.784				
5	11:56.072	2:23.890	75.257				
6	14:09.562	2:13.490	81.121				
7	16:21.504	2:11.942	82.072				

<b>6</b>	<b>21 Roy SCOTT</b>						
	400R		Behind		<b>8.649</b>		
Best Time	<b>2:13.953</b>	Best Speed	<b>80.840</b>	On	<b>5</b>	Gp	<b>a</b>
<i>Lap</i>	<i>Elapsed Time</i>	<i>Lap Time</i>	<i>Lap Speed</i>				
1	2:50.178	2:50.178	63.632				
2	5:07.192	2:17.014	79.034				
3	7:21.842	2:14.650	80.422				
4	9:36.101	2:14.259	80.656				
5	11:50.054	2:13.953	80.840				
6	14:06.707	2:16.653	79.243				
7	16:20.953	2:14.246	80.664				

<b>7</b>	<b>42 Brian LOUGHLIN</b>						
	400R		Behind		<b>10.477</b>		
Best Time	<b>2:15.781</b>	Best Speed	<b>79.752</b>	On	<b>5</b>	Gp	<b>a</b>
<i>Lap</i>	<i>Elapsed Time</i>	<i>Lap Time</i>	<i>Lap Speed</i>				
1	3:06.212	3:06.212	58.153				
2	5:32.848	2:26.636	73.848				
3	7:53.275	2:20.427	77.113				
4	10:13.808	2:20.533	77.055				
5	12:29.589	2:15.781	79.752				
6	14:46.202	2:16.613	79.266				
7	17:03.197	2:16.995	79.045				

<b>8</b>	<b>95 Robert GORDON</b>						
	400R		Behind		<b>12.313</b>		
Best Time	<b>2:17.617</b>	Best Speed	<b>78.688</b>	On	<b>5</b>	Gp	<b>a</b>
<i>Lap</i>	<i>Elapsed Time</i>	<i>Lap Time</i>	<i>Lap Speed</i>				
1	2:55.862	2:55.862	61.576				
2	5:17.634	2:21.772	76.382				
3	7:40.362	2:22.728	75.870				
4	9:59.615	2:19.253	77.763				
5	12:17.232	2:17.617	78.688				
6	14:35.921	2:18.689	78.080				
7	16:53.553	2:17.632	78.679				

# RIVER RIDGE RECYCLING ARMOY ROAD RACE

250cc GP & SUPERSPORT 400

Qualifying

Friday, 27 July 2012

## DETAILED RESULT

Diamond Bar Supersport 400



### Qualifying Classification

Position

**9** **79 John McALLISTER**

400R Behind **16.965**

Best Time **2:22.269** Best Speed **76.115** On **7** Gp **a**

Lap	Elapsed Time	Lap Time	Lap Speed
1	2:32.888	2:32.888	70.828
2	4:57.439	2:24.551	74.913
3	7:24.219	2:26.780	73.776
4	9:48.459	2:24.240	75.075
5	12:12.600	2:24.141	75.126
6	14:35.481	2:22.881	75.789
7	16:57.750	2:22.269	76.115

**10** **57 Yvonne MONTGOMERY**

400R Behind **27.072**

Best Time **2:32.376** Best Speed **71.066** On **5** Gp **a**

Lap	Elapsed Time	Lap Time	Lap Speed
1	3:00.157	3:00.157	60.108
2	7:57.494	4:57.337	36.419
3	10:33.723	2:36.229	69.314
4	13:06.139	2:32.416	71.048
5	15:38.515	2:32.376	71.066

**RIVER RIDGE RECYCLING ARMOY ROAD RACE****Sorted on Best Lap time**

250cc GP &amp; SUPERSPORT 400

ArmoY 3.008 Miles

250cc GP / Supersport 400 Qualifying

27/07/2012 19:00

Practice started at 19:40:51

Pos	Class	No.	Name	Machine	Sponsor	SpdTr	Best
<b>250R</b>							
1	250R	181	Lee VERNON	Honda			<b>141.923</b>
2	250R	118	Paul ROBINSON	Honda	Roy Hanna Motors		138.414
3	250R	7	Ciaran DONNELLY	Honda	JDM		128.653
4	250R	5	Sam DUNLOP	Honda	Cleaver Browne		132.756
5	250R	101	Robert McCRUM	Honda	Johnston Racing		132.864
6	250R	173	John ELLA	Honda			126.154
7	250R	19	Kevin STROWGER	Honda			122.167
8	250R	25	Mark WADDELL	Honda			118.684
9	250R	71	Davy MORGAN	Honda	DM71 Supporters Club		137.013
10	250R	125	Bryan HARDING	Honda			122.443
11	250R	38	Darren GILPIN	Honda	R F Linton/Turtle Transport		123.187
12	250R	171	Raymond HODGES	Honda	TT Racing		47.543

**400R**

1	400R	18	Vic ALLAN	Kawasaki 400			128.857
2	400R	96	Andy FARRELL	Kawasaki 400	Pro Plum		120.445
3	400R	33	David HOWARD	Kawasaki 400			123.939
4	400R	138	Derek WILKIE	Kawasaki 400			123.374
5	400R	1	Paul MAGUIRE	Kawasaki 400			120.714
6	400R	21	Roy SCOTT	Yamaha 400	Knipe		123.280
7	400R	42	Brian LOUGHLIN	Honda 400			115.971
8	400R	95	Robert GORDON	Honda 400			120.445
9	400R	79	John McALLISTER	Kawasaki 400	Mac Racing		115.477
10	400R	57	Yvonne MONTGOMERY	Kawasaki 400	DoDo123		106.816



**RIVER RIDGE RECYCLING ARMOY ROAD RACE**

250cc GP & SUPERSPORT 400

Armooy 3.008 Miles


R7: Centra 250cc GP/Diamond Bar 400

28/07/2012 14:30

Race (8 Laps)

**RACE 7 - 250cc GP / SUPERSPORT 400**

79	171	57	10
C	B	A	
38	125	C	9
95	42	21	8
C	B	A	
1	138		7
33	96	18	6
C	B	A	
25	71	173	5
C	B	A	
101	5		4
7	118	181	3
C	B	A	
		POLE POSITION A	2
			1



# RIVER RIDGE RECYCLING ARMOY ROAD RACE

## 250cc GP & SUPERSPORT 400

### Race 7 - Centra 250cc, Diamond Bar 400 & Net Result Marketing

Saturday, 28 July 2012



#### Centra Ballymoney 250ccGP

Pos	Class	No	Name	Machine / Sponsor	Gp	Laps	Total Time	Behind	Speed	-----Best Lap-----		
										Time	Speed	On
<b>Race Classification</b>												
1	250R	6	William DUNLOP	Honda - MD	a	6	12:11.477		88.824	1:58.937	91.047	3
2	250R	181	Lee VERNON	Honda	a	6	12:22.282	10.805	87.531	1:59.904	90.312	3
3	250R	118	Paul ROBINSON	Honda - Roy Hanna Motors	a	6	12:32.157	20.680	86.382	2:03.645	87.580	2
4	250R	71	Davy MORGAN	Honda - DM71 Supporters Club	a	6	12:53.131	41.654	84.039	2:04.780	86.783	6
5	250R	5	Sam DUNLOP	Honda - Cleaver Browne	a	6	12:54.852	43.375	83.852	2:06.430	85.651	6
6	250R	74	Tommy HENRY	Honda - Hugh O'Kane Motors	c	6	12:59.078	47.601	83.397	2:07.171	85.151	5
7	250R	19	Kevin STROWGER	Honda	a	6	13:05.908	54.431	82.672	2:08.533	84.249	6
8	250R	101	Robert McCRUM	Honda - Johnston Racing	a	6	13:16.329	1:04.852	81.590	2:07.655	84.829	6

#### Fastest Lap

250R	6	William DUNLOP	Honda - MD	a						1:58.937	91.047	3
------	---	----------------	------------	---	--	--	--	--	--	----------	--------	---

#### Not Classified

<b>DNF</b>	250R	173	John ELLA	Honda	a	5	10:48.266	1 Lap	83.521	2:06.296	85.741	5
<b>DNF</b>	250R	7	Ciaran DONNELLY	Honda - JDM	a	2	4:31.076	9.160	79.895	2:11.917	82.088	2
<b>DNF</b>	250R	171	Raymond HODGES	Honda - TT Racing	c	1	2:21.129	5 Laps	76.730	2:21.129	76.730	1

#### Diamond Bar Supersport 400

Pos	Class	No	Name	Machine / Sponsor	Gp	Laps	Total Time	Behind	Speed	-----Best Lap-----		
										Time	Speed	On
<b>Race Classification</b>												
1	400R	18	Vic ALLAN	Kawasaki 400	b	6	13:00.583		83.236	2:08.289	84.409	2
2	400R	33	David HOWARD	Kawasaki 400	b	6	13:12.913	12.330	81.942	2:09.964	83.322	3
3	400R	21	Roy SCOTT	Yamaha 400 - Knipe	b	6	13:57.405	56.822	77.588	2:17.272	78.886	6
4	400R	95	Robert GORDON	Honda 400	b	6	14:01.976	1:01.393	77.167	2:16.565	79.294	5
5	400R	42	Brian LOUGHLIN	Honda 400	b	6	14:10.974	1:10.391	76.351	2:19.562	77.591	5
5	400R	138	Derek WILKIE	Kawasaki 400	c	5	11:47.294	1 Lap	76.551	2:18.631	78.112	4
6	400R	79	John McALLISTER	Kawasaki 400 - Mac Racing	c	5	12:22.084	34.790	72.962	2:24.654	74.860	4


#### Fastest Lap

400R	96	Andy FARRELL	Kawasaki 400 - Pro Plum	b						2:07.461	84.958	2
------	----	--------------	-------------------------	---	--	--	--	--	--	----------	--------	---

#### Not Classified

<b>DNF</b>	400R	96	Andy FARRELL	Kawasaki 400 - Pro Plum	b	2	4:21.916	4 Laps	82.689	2:07.461	84.958	2
<b>DNF</b>	400R	57	Yvonne MONTGOMERY	Kawasaki 400 - DoDo123	c	2	5:13.936	52.020	68.987	2:34.019	70.308	2

Provisional result to be confirmed by the Stewards of the Meeting subject to completion of technical inspections & the time limit for protests

Circuit	<b>Armoey</b>	Signed		Organising Club	<b>Armoey MRRC</b>
Length(miles)	<b>3.0080</b>	Chief Timekeeper		Race Started	<b>15:55</b>
Weather	<b>Cloudy</b>	Issued At:	<b>16:11</b>	<b>Gp Time Diff - b 18.49 / c 38.74</b>	
Track	<b>Dry</b>				



MCUI Ulster  
Centre Timing  
powered by  
e-Laps timing software

www.elaps-timing.com



# RIVER RIDGE RECYCLING ARMOY ROAD RACE

250cc GP & SUPERSPORT 400

Race 7 - Centra 250cc, Diamond Bar 400 & Net Result Marketing

Saturday, 28 July 2012

## DETAILED RESULT



Centra Ballymoney 250ccGP

### Race Classification

**1** 6 William DUNLOP

Total Time **12:11.477** Avg Speed **88.824** Behind  
Best Time **1:58.937** Best Speed **91.047** On **3** Gp **a**

Lap	Elapsed Time	Lap Time	Lap Speed
1	2:09.330	2:09.330	83.730
2	4:09.146	1:59.816	90.379
3	6:08.083	1:58.937	91.047
4	8:07.196	1:59.113	90.912
5	10:07.796	2:00.600	89.791
6	12:11.477	2:03.681	87.554

**2** 181 Lee VERNON

Total Time **12:22.282** Avg Speed **87.531** Behind **10.805**  
Best Time **1:59.904** Best Speed **90.312** On **3** Gp **a**

Lap	Elapsed Time	Lap Time	Lap Speed
1	2:09.330	2:09.330	83.730
2	4:09.604	2:00.274	90.034
3	6:09.508	1:59.904	90.312
4	8:12.636	2:03.128	87.948
5	10:17.103	2:04.467	87.001
6	12:22.282	2:05.179	86.507

**3** 118 Paul ROBINSON

Total Time **12:32.157** Avg Speed **86.382** Behind **20.680**  
Best Time **2:03.645** Best Speed **87.580** On **2** Gp **a**

Lap	Elapsed Time	Lap Time	Lap Speed
1	2:09.272	2:09.272	83.768
2	4:12.917	2:03.645	87.580
3	6:17.504	2:04.587	86.918
4	8:22.783	2:05.279	86.437
5	10:27.157	2:04.374	87.066
6	12:32.157	2:04.1000	86.630

**4** 71 Davy MORGAN

Total Time **12:53.131** Avg Speed **84.039** Behind **41.654**  
Best Time **2:04.780** Best Speed **86.783** On **6** Gp **a**

Lap	Elapsed Time	Lap Time	Lap Speed
1	2:15.700	2:15.700	79.800
2	4:24.661	2:08.961	83.970
3	6:32.075	2:07.414	84.989
4	8:40.687	2:08.612	84.197
5	10:48.351	2:07.664	84.823
6	12:53.131	2:04.780	86.783

Centra Ballymoney 250ccGP

### Race Classification

**5** 5 Sam DUNLOP

Total Time **12:54.852** Avg Speed **83.852** Behind **43.375**  
Best Time **2:06.430** Best Speed **85.651** On **6** Gp **a**

Lap	Elapsed Time	Lap Time	Lap Speed
1	2:16.978	2:16.978	79.055
2	4:25.997	2:09.019	83.932
3	6:32.962	2:06.965	85.290
4	8:40.528	2:07.566	84.888
5	10:48.422	2:07.894	84.670
6	12:54.852	2:06.430	85.651

**6** 74 Tommy HENRY

Total Time **12:59.078** Avg Speed **83.397** Behind **47.601**  
Best Time **2:07.171** Best Speed **85.151** On **5** Gp **c**

Lap	Elapsed Time	Lap Time	Lap Speed
1	2:17.047	2:17.047	79.015
2	4:26.755	2:09.708	83.486
3	6:34.984	2:08.229	84.449
4	8:44.015	2:09.031	83.924
5	10:51.186	2:07.171	85.151
6	12:59.078	2:07.892	84.671

**7** 19 Kevin STROWGER

Total Time **13:05.908** Avg Speed **82.672** Behind **54.431**  
Best Time **2:08.533** Best Speed **84.249** On **6** Gp **a**

Lap	Elapsed Time	Lap Time	Lap Speed
1	2:16.211	2:16.211	79.500
2	4:29.123	2:12.912	81.473
3	6:38.643	2:09.520	83.607
4	8:47.761	2:09.118	83.867
5	10:57.375	2:09.614	83.547
6	13:05.908	2:08.533	84.249

**8** 101 Robert McCRUM

Total Time **13:16.329** Avg Speed **81.590** Behind **1:04.852**  
Best Time **2:07.655** Best Speed **84.829** On **6** Gp **a**

Lap	Elapsed Time	Lap Time	Lap Speed
1	2:26.406	2:26.406	73.964
2	4:38.884	2:12.478	81.740
3	6:50.630	2:11.746	82.195
4	8:59.805	2:09.175	83.830
5	11:08.674	2:08.869	84.030
6	13:16.329	2:07.655	84.829

Not Classified

# RIVER RIDGE RECYCLING ARMOY ROAD RACE

250cc GP & SUPERSPORT 400

Race 7 - Centra 250cc, Diamond Bar 400 & Net Result Marketing

Saturday, 28 July 2012

## DETAILED RESULT

Centra Ballymoney 250ccGP



### Not Classified

#### **DNF** 173 John ELLA

Total Time **10:48.266** Avg Speed **83.521** Behind **1 Lap**

Best Time **2:06.296** Best Speed **85.741** On **5** Gp **a**

Lap	Elapsed Time	Lap Time	Lap Speed
1	2:16.596	2:16.596	79.276
2	4:25.857	2:09.261	83.775
3	6:34.116	2:08.259	84.429
4	8:41.970	2:07.854	84.697
5	10:48.266	2:06.296	85.741

#### **DNF** 7 Ciaran DONNELLY

Total Time **4:31.076** Avg Speed **79.895** Behind **9.160**

Best Time **2:11.917** Best Speed **82.088** On **2** Gp **a**

Lap	Elapsed Time	Lap Time	Lap Speed
1	2:19.159	2:19.159	77.816
2	4:31.076	2:11.917	82.088

#### **DNF** 171 Raymond HODGES

Total Time **2:21.129** Avg Speed **76.730** Behind **5 Laps**

Best Time **2:21.129** Best Speed **76.730** On **1** Gp **c**

Lap	Elapsed Time	Lap Time	Lap Speed
1	2:21.129	2:21.129	76.730



MCUI Ulster  
Centre Timing  
powered by  
e-Laps timing software

[www.elaps-timing.com](http://www.elaps-timing.com)



# RIVER RIDGE RECYCLING ARMOY ROAD RACE



250cc GP & SUPERSPORT 400

Race 7 - Centra 250cc, Diamond Bar 400 & Net Result Marketing

Saturday, 28 July 2012

## DETAILED RESULT

Diamond Bar Supersport 400

### Race Classification

**1** 18 Vic ALLAN

Total Time **13:00.583** Avg Speed **83.236** Behind  
Best Time **2:08.289** Best Speed **84.409** On **2** Gp **b**

Lap	Elapsed Time	Lap Time	Lap Speed
1	2:13.546	2:13.546	81.087
2	4:21.835	2:08.289	84.409
3	6:30.439	2:08.604	84.203
4	8:40.438	2:09.999	83.299
5	10:50.005	2:09.567	83.577
6	13:00.583	2:10.578	82.930

**2** 33 David HOWARD

Total Time **13:12.913** Avg Speed **81.942** Behind **12.330**  
Best Time **2:09.964** Best Speed **83.322** On **3** Gp **b**

Lap	Elapsed Time	Lap Time	Lap Speed
1	2:18.580	2:18.580	78.141
2	4:30.553	2:11.973	82.053
3	6:40.517	2:09.964	83.322
4	8:51.221	2:10.704	82.850
5	11:01.629	2:10.408	83.038
6	13:12.913	2:11.284	82.484

**3** 21 Roy SCOTT

Total Time **13:57.405** Avg Speed **77.588** Behind **56.822**  
Best Time **2:17.272** Best Speed **78.886** On **6** Gp **b**

Lap	Elapsed Time	Lap Time	Lap Speed
1	2:28.316	2:28.316	73.012
2	4:45.754	2:17.438	78.790
3	7:03.925	2:18.171	78.372
4	9:21.372	2:17.447	78.785
5	11:40.133	2:18.761	78.039
6	13:57.405	2:17.272	78.886

**4** 95 Robert GORDON

Total Time **14:01.976** Avg Speed **77.167** Behind **1:01.393**  
Best Time **2:16.565** Best Speed **79.294** On **5** Gp **b**

Lap	Elapsed Time	Lap Time	Lap Speed
1	2:28.886	2:28.886	72.732
2	4:49.330	2:20.444	77.104
3	7:08.195	2:18.865	77.981
4	9:27.731	2:19.536	77.606
5	11:44.296	2:16.565	79.294
6	14:01.976	2:17.680	78.652

Diamond Bar Supersport 400

### Race Classification

**5** 42 Brian LOUGHLIN

Total Time **14:10.974** Avg Speed **76.351** Behind **1:10.391**  
Best Time **2:19.562** Best Speed **77.591** On **5** Gp **b**

Lap	Elapsed Time	Lap Time	Lap Speed
1	2:29.960	2:29.960	72.211
2	4:51.483	2:21.523	76.516
3	7:12.167	2:20.684	76.973
4	9:31.792	2:19.625	77.556
5	11:51.354	2:19.562	77.591
6	14:10.974	2:19.620	77.559

**5** 138 Derek WILKIE

Total Time **11:47.294** Avg Speed **76.551** Behind **1 Lap**  
Best Time **2:18.631** Best Speed **78.112** On **4** Gp **c**

Lap	Elapsed Time	Lap Time	Lap Speed
1	2:28.164	2:28.164	73.087
2	4:49.074	2:20.910	76.849
3	7:09.997	2:20.923	76.842
4	9:28.628	2:18.631	78.112
5	11:47.294	2:18.666	78.093

**6** 79 John McALLISTER

Total Time **12:22.084** Avg Speed **72.962** Behind **34.790**  
Best Time **2:24.654** Best Speed **74.860** On **4** Gp **c**

Lap	Elapsed Time	Lap Time	Lap Speed
1	2:37.252	2:37.252	68.863
2	5:05.733	2:28.481	72.931
3	7:31.729	2:25.996	74.172
4	9:56.383	2:24.654	74.860
5	12:22.084	2:25.701	74.322

### Not Classified

**DNF** 96 Andy FARRELL

Total Time **4:21.916** Avg Speed **82.689** Behind **4 Laps**  
Best Time **2:07.461** Best Speed **84.958** On **2** Gp **b**

Lap	Elapsed Time	Lap Time	Lap Speed
1	2:14.455	2:14.455	80.538
2	4:21.916	2:07.461	84.958

**DNF** 57 Yvonne MONTGOMERY

Total Time **5:13.936** Avg Speed **68.987** Behind **52.020**  
Best Time **2:34.019** Best Speed **70.308** On **2** Gp **c**

Lap	Elapsed Time	Lap Time	Lap Speed
1	2:39.917	2:39.917	67.715
2	5:13.936	2:34.019	70.308

# RIVER RIDGE RECYCLING ARMOY ROAD RACE

## 250cc GP & SUPERSPORT 400

### Race 7 - Centra 250cc, Diamond Bar 400 & Net Result Marketing

## LAP CHART



**1**

No	Name	G	Elapsed Time	Lap Time
118	Paul ROBINSON	a	2:09.272	2:09.272
6	William DUNLOP	a	2:09.330	2:09.330
181	Lee VERNON	a	2:09.330	2:09.330
18	Vic ALLAN	b	2:13.546	2:13.546
96	Andy FARRELL	b	2:14.455	2:14.455
71	Davy MORGAN	a	2:15.700	2:15.700
19	Kevin STROWGER	a	2:16.211	2:16.211
173	John ELLA	a	2:16.596	2:16.596
5	Sam DUNLOP	a	2:16.978	2:16.978
74	Tommy HENRY	c	2:17.047	2:17.047
33	David HOWARD	b	2:18.580	2:18.580
7	Ciaran DONNELLY	a	2:19.159	2:19.159
171	Raymond HODGES	c	2:21.129	2:21.129
101	Robert McCRUM	a	2:26.406	2:26.406
138	Derek WILKIE	c	2:28.164	2:28.164
21	Roy SCOTT	b	2:28.316	2:28.316
95	Robert GORDON	b	2:28.886	2:28.886
42	Brian LOUGHLIN	b	2:29.960	2:29.960
79	John McALLISTER	c	2:37.252	2:37.252
57	Yvonne MONTGOMERY	c	2:39.917	2:39.917

**2**

No	Name	G	Elapsed Time	Lap Time
6	William DUNLOP	a	4:09.146	1:59.816
181	Lee VERNON	a	4:09.604	2:00.274
118	Paul ROBINSON	a	4:12.917	2:03.645
18	Vic ALLAN	b	4:21.835	2:08.289
96	Andy FARRELL	b	4:21.916	2:07.461
71	Davy MORGAN	a	4:24.661	2:08.961
173	John ELLA	a	4:25.857	2:09.261
5	Sam DUNLOP	a	4:25.997	2:09.019
74	Tommy HENRY	c	4:26.755	2:09.708
19	Kevin STROWGER	a	4:29.123	2:12.912
33	David HOWARD	b	4:30.553	2:11.973
7	Ciaran DONNELLY	a	4:31.076	2:11.917
101	Robert McCRUM	a	4:38.884	2:12.478
21	Roy SCOTT	b	4:45.754	2:17.438
138	Derek WILKIE	c	4:49.074	2:20.910
95	Robert GORDON	b	4:49.330	2:20.444
42	Brian LOUGHLIN	b	4:51.483	2:21.523
79	John McALLISTER	c	5:05.733	2:28.481
57	Yvonne MONTGOMERY	c	5:13.936	2:34.019

**3**

No	Name	G	Elapsed Time	Lap Time
6	William DUNLOP	a	6:08.083	1:58.937
181	Lee VERNON	a	6:09.508	1:59.904
118	Paul ROBINSON	a	6:17.504	2:04.587
18	Vic ALLAN	b	6:30.439	2:08.604
71	Davy MORGAN	a	6:32.075	2:07.414
5	Sam DUNLOP	a	6:32.962	2:06.965
173	John ELLA	a	6:34.116	2:08.259
74	Tommy HENRY	c	6:34.984	2:08.229
19	Kevin STROWGER	a	6:38.643	2:09.520
33	David HOWARD	b	6:40.517	2:09.964
101	Robert McCRUM	a	6:50.630	2:11.746
21	Roy SCOTT	b	7:03.925	2:18.171
95	Robert GORDON	b	7:08.195	2:18.865
138	Derek WILKIE	c	7:09.997	2:20.923
42	Brian LOUGHLIN	b	7:12.167	2:20.684
79	John McALLISTER	c	7:31.729	2:25.996

**4**

No	Name	G	Elapsed Time	Lap Time
6	William DUNLOP	a	8:07.196	1:59.113
181	Lee VERNON	a	8:12.636	2:03.128
118	Paul ROBINSON	a	8:22.783	2:05.279
18	Vic ALLAN	b	8:40.438	2:09.999
5	Sam DUNLOP	a	8:40.528	2:07.566
71	Davy MORGAN	a	8:40.687	2:08.612
173	John ELLA	a	8:41.970	2:07.854
74	Tommy HENRY	c	8:44.015	2:09.031
19	Kevin STROWGER	a	8:47.761	2:09.118
33	David HOWARD	b	8:51.221	2:10.704
101	Robert McCRUM	a	8:59.805	2:09.175
21	Roy SCOTT	b	9:21.372	2:17.447
95	Robert GORDON	b	9:27.731	2:19.536
138	Derek WILKIE	c	9:28.628	2:18.631
42	Brian LOUGHLIN	b	9:31.792	2:19.625
79	John McALLISTER	c	9:56.383	2:24.654

**5**

No	Name	G	Elapsed Time	Lap Time
6	William DUNLOP	a	10:07.796	2:00.600
181	Lee VERNON	a	10:17.103	2:04.467
118	Paul ROBINSON	a	10:27.157	2:04.374
173	John ELLA	a	10:48.266	2:06.296
71	Davy MORGAN	a	10:48.351	2:07.664
5	Sam DUNLOP	a	10:48.422	2:07.894
18	Vic ALLAN	b	10:50.005	2:09.567
74	Tommy HENRY	c	10:51.186	2:07.171
19	Kevin STROWGER	a	10:57.375	2:09.614
33	David HOWARD	b	11:01.629	2:10.408
101	Robert McCRUM	a	11:08.674	2:08.869
21	Roy SCOTT	b	11:40.133	2:18.761
95	Robert GORDON	b	11:44.296	2:16.565
138	Derek WILKIE	c	11:47.294	2:18.666
42	Brian LOUGHLIN	b	11:51.354	2:19.562
79	John McALLISTER	c	12:22.084	2:25.701

**6**

No	Name	G	Elapsed Time	Lap Time
6	William DUNLOP	a	12:11.477	2:03.681
181	Lee VERNON	a	12:22.282	2:05.179
118	Paul ROBINSON	a	12:32.157	2:04.100
71	Davy MORGAN	a	12:53.131	2:04.780
5	Sam DUNLOP	a	12:54.852	2:06.430
74	Tommy HENRY	c	12:59.078	2:07.892
18	Vic ALLAN	b	13:00.583	2:10.578
19	Kevin STROWGER	a	13:05.908	2:08.533
33	David HOWARD	b	13:12.913	2:11.284
101	Robert McCRUM	a	13:16.329	2:07.655
21	Roy SCOTT	b	13:57.405	2:17.272
95	Robert GORDON	b	14:01.976	2:17.680
42	Brian LOUGHLIN	b	14:10.974	2:19.620

**RIVER RIDGE RECYCLING ARMOY ROAD RACE**
**Sorted on Laps**

250cc GP &amp; SUPERSPORT 400

ArmoY 3.008 Miles

R7: Centra 250cc GP/Diamond Bar 400

28/07/2012 14:30

Race (6 Laps) started at 15:56:02

Pos	Class	No.	Name	Machine	Sponsor	SpdTr	Best
<b>250R</b>							
1	250R	6	William DUNLOP	Honda	MD		<b>136.094</b>
2	250R	181	Lee VERNON	Honda			135.980
3	250R	118	Paul ROBINSON	Honda	Roy Hanna Motors		133.191
4	250R	71	Davy MORGAN	Honda	DM71 Supporters Club		133.082
5	250R	5	Sam DUNLOP	Honda	Cleaver Browne		130.619
6	250R	74	Tommy HENRY	Honda	Hugh O'Kane Motors		130.514
7	250R	19	Kevin STROWGER	Honda			121.800
8	250R	101	Robert McCURUM	Honda	Johnston Racing		130.514

Not classified ()

DNF	250R	173	John ELLA	Honda			128.755
DNF	250R	7	Ciaran DONNELLY	Honda	JDM		116.304
DNF	250R	171	Raymond HODGES	Honda	TT Racing		113.697

**400R**

1	400R	18	Vic ALLAN	Kawasaki 400			129.474
2	400R	33	David HOWARD	Kawasaki 400			124.414
3	400R	21	Roy SCOTT	Yamaha 400	Knipe		119.470
4	400R	95	Robert GORDON	Honda 400			117.823
5	400R	42	Brian LOUGHLIN	Honda 400			112.127
6	400R	138	Derek WILKIE	Kawasaki 400			118.598
7	400R	79	John McALLISTER	Kawasaki 400	Mac Racing		111.053

Not classified ()

DNF	400R	96	Andy FARRELL	Kawasaki 400	Pro Plum		127.943
DNF	400R	57	Yvonne MONTGOMERY	Kawasaki 400	DoDo123		108.240
DNF	400R	1	Paul MAGUIRE	Kawasaki 400			63.821

Margin of Victory	Avg. Speed	Best Lap Tm	Best Speed	Best Lap by
10.804	88.824	1:58.939	91.045	6 - William DUNLOP

Promoted by ArmoY Motorcycle Road Racing Club

Orbits

Provisional result to be confirmed by the Stewards of the Meeting subject to the completion of technical inspections and the time limit for protests.

 MCUI (Ulster Centre) Timing @ [www.elaps-timing.com](http://www.elaps-timing.com)

[www.amb-it.com](http://www.amb-it.com)
[www.mylaps.com](http://www.mylaps.com)

Licensed to: MCUI

**IRISH ROAD RACE 250GP**

2012

Pos	No.	Name	Total	Diff	Gap	#1	#2	#3	#4	#5	#6	#7
						R6	R1	R1	R8	Ju	R1	R1
1	6	William DUNLOP	100	0	0	25	25	x	x	25	x	25
2	71	Davy MORGAN	86	14	14	20	x	x	20	20	13	13
3	74	Tommy HENRY	70	30	16	x	11	25	x	13	11	10
4	97	Seamus ELLIOTT	61	39	9	16	20	x	25	x	x	x
5	118	Paul ROBINSON	41	59	20	x	x	x	x	x	25	16
6	2	Brian MATEER	29	71	12	x	13	x	16	x	x	x
7	38	Darren GILPIN	22	78	7	9	x	13	x	x	x	x
8	19	Kevin STROWGER	22	78	0	13	x	x	x	x	x	9
9	181	Lee VERNON	20	80	2	x	x	x	x	x	x	20
10	66	Ed MANLY jnr	20	80	0	x	x	x	x	x	20	x
11	4	Barry DAVIDSON	20	80	0	x	x	20	x	x	x	x
12	7	Ciaran DONNELLY	16	84	4	x	x	x	x	x	16	x
13	173	John ELLA	16	84	0	x	x	x	x	16	x	x
14	25	Bryan HARDING	16	84	0	x	x	16	x	x	x	x
15	42	Rob BARBER	16	84	0	x	16	x	x	x	x	x
16	25	Mark WADDELL	13	87	3	x	x	x	13	x	x	x
17	5	Sam DUNLOP	11	89	2	x	x	x	x	x	x	11
18	17	Paul HEDISON	11	89	0	11	x	x	x	x	x	x
19	100	Dave HEDISON	11	89	0	x	x	x	x	11	x	x
20	11	Peter WAKEFIELD	10	90	1	10	x	x	x	x	x	x
21	73	Mark SHIELDS	8	92	2	8	x	x	x	x	x	x
22	101	Robert McCURM	8	92	0	x	x	x	x	x	x	8

**Event Legend**

#1	27/04/2012	KDM HIRE COOKSTOWN 100	#5	07/07/2012	AonInsure.ie SKERRIES ROAD RACE
#2	04/05/2012	AROUND A POUND TANDRAGEE 100	#6	14/07/2012	RACE OF THE SOUTH
#3	15/06/2012	MID-ANTRIM 150	#7	27/07/2012	RIVER RIDGE RECYCLING ARMOY ROAD RACE
#4	23/06/2012	H2 ENGINEERING BUSH ROAD RACE			



**IRISH ROAD RACE SUPERSPORT 400**

2012

Pos	No.	Name	Total	Diff	Gap	#1 #2 #3 #4 #5 #6 #7						
						R9	R1	R1	R8	Ju	R1	R1
1	196	Andy FARRELL	100	0	0	25	25	25	x	x	25	x
2	99	David YEOMANS	65	35	35	x	20	x	x	25	20	x
3	95	Robert GORDON	59	41	6	x	10	16	20	x	x	13
4	33	David HOWARD	56	44	3	x	x	x	x	20	16	20
5	1	Paul MAGUIRE	54	46	2	9	16	x	x	16	13	x
6	42	Brian LOUGHLIN	46	54	8	6	9	x	13	x	7	11
7	117	Alastair BAYLEY	45	55	1	20	x	x	25	x	x	x
8	18	Vic ALLAN	41	59	4	16	x	x	x	x	x	25
9	96	Stephen CARR	40	60	1	x	11	13	16	x	x	x
10	21	Roy SCOTT	36	64	4	7	13	x	x	x	x	16
11	57	Yvonne MONTGOMERY	32	68	4	5	7	10	10	x	x	x
12	9	Gavin LUPTON	30	70	2	10	x	20	x	x	x	x
13	79	John McALLISTER	28	72	2	x	x	11	x	x	8	9
14	138	Derek WILKIE	26	74	2	8	8	x	x	x	x	10
15	54	Johnny McCAY	13	87	13	13	x	x	x	x	x	x
16	67	Herbie RONAN	13	87	0	x	x	x	x	13	x	x
17	22	Rikki McGOVERN	11	89	2	11	x	x	x	x	x	x
18	92	Michael LARKIN	11	89	0	x	x	x	11	x	x	x
19	5	James CHAWKE	11	89	0	x	x	x	x	x	11	x
20	17	Brendan MERRIGAN	10	90	1	x	x	x	x	x	10	x
21	75	Mark McNEILLY	9	91	1	x	x	9	x	x	x	x
22	60	Tommy HEAPHY	9	91	0	x	x	x	x	x	9	x

**Event Legend**

#1	27/04/2012	KDM HIRE COOKSTOWN 100	#5	07/07/2012	AonInsure.ie SKERRIES ROAD RACE
#2	04/05/2012	AROUND A POUND TANDRAGEE 100	#6	14/07/2012	RACE OF THE SOUTH
#3	15/06/2012	MID-ANTRIM 150	#7	27/07/2012	RIVER RIDGE RECYCLING ARMOY ROAD RACE
#4	23/06/2012	H2 ENGINEERING BUSH ROAD RACE			

**ULSTER ROAD RACE 250GP**

2012

Pos	No.	Name	Total	Diff	Gap	#1 #2 #3 #4 #5				
						R6	R1	R1	R8	R1
1	6	William DUNLOP	75	0	0	25	25	x	x	25
2	97	Seamus ELLIOTT	61	14	14	16	20	x	25	x
3	71	Davy MORGAN	53	22	8	20	x	x	20	13
4	74	Tommy HENRY	46	29	7	x	11	25	x	10
5	2	Brian MATEER	29	46	17	x	13	x	16	x
6	38	Darren GILPIN	22	53	7	9	x	13	x	x
7	19	Kevin STROWGER	22	53	0	13	x	x	x	9
8	181	Lee VERNON	20	55	2	x	x	x	x	20
9	4	Barry DAVIDSON	20	55	0	x	x	20	x	x
10	118	Paul ROBINSON	16	59	4	x	x	x	x	16
11	25	Bryan HARDING	16	59	0	x	x	16	x	x
12	42	Rob BARBER	16	59	0	x	16	x	x	x
13	25	Mark WADDELL	13	62	3	x	x	x	13	x
14	5	Sam DUNLOP	11	64	2	x	x	x	x	11
15	17	Paul HEDISON	11	64	0	11	x	x	x	x
16	11	Peter WAKEFIELD	10	65	1	10	x	x	x	x
17	73	Mark SHIELDS	8	67	2	8	x	x	x	x
18	101	Robert McCURM	8	67	0	x	x	x	x	8

**Event Legend**

#1	27/04/2012	KDM HIRE COOKSTOWN 100	#4	23/06/2012	H2 ENGINEERING BUSH ROAD RACE
#2	04/05/2012	AROUND A POUND TANDRAGEE 100	#5	27/07/2012	RIVER RIDGE RECYCLING ARMOY ROAD RA
#3	15/06/2012	MID-ANTRIM 150			

**ULSTER ROAD RACE SUPERSPORT 400**

2012

Pos	No.	Name	Total	Diff	Gap	#1 #2 #3 #4 #5				
						R9	R1	R1	R8	R1
1	196	Andy FARRELL	75	0	0	25	25	25	x	x
2	95	Robert GORDON	59	16	16	x	10	16	20	13
3	117	Alastair BAYLEY	45	30	14	20	x	x	25	x
4	18	Vic ALLAN	41	34	4	16	x	x	x	25
5	96	Stephen CARR	40	35	1	x	11	13	16	x
6	42	Brian LOUGHLIN	39	36	1	6	9	x	13	11
7	21	Roy SCOTT	36	39	3	7	13	x	x	16
8	57	Yvonne MONTGOMERY	32	43	4	5	7	10	10	x
9	9	Gavin LUPTON	30	45	2	10	x	20	x	x
10	138	Derek WILKIE	26	49	4	8	8	x	x	10
11	1	Paul MAGUIRE	25	50	1	9	16	x	x	x
12	99	David YEOMANS	20	55	5	x	20	x	x	x
13	33	David HOWARD	20	55	0	x	x	x	x	20
14	79	John McALLISTER	20	55	0	x	x	11	x	9
15	54	Johnny McCAY	13	62	7	13	x	x	x	x
16	22	Rikki McGOVERN	11	64	2	11	x	x	x	x
17	92	Michael LARKIN	11	64	0	x	x	x	11	x
18	75	Mark McNEILLY	9	66	2	x	x	9	x	x

**Event Legend**

#1	27/04/2012	KDM HIRE COOKSTOWN 100	#4	23/06/2012	H2 ENGINEERING BUSH ROAD RACE
#2	04/05/2012	AROUND A POUND TANDRAGEE 100	#5	27/07/2012	RIVER RIDGE RECYCLING ARMOY ROAD RA
#3	15/06/2012	MID-ANTRIM 150			