



# ARMOY ROAD RACE

*The Race of Legends*

Friday 27<sup>th</sup> & Saturday 28<sup>th</sup> July 2012

promoted by  
Armoy Motorcycle Road Racing Club  
[www.amrrc.com](http://www.amrrc.com)



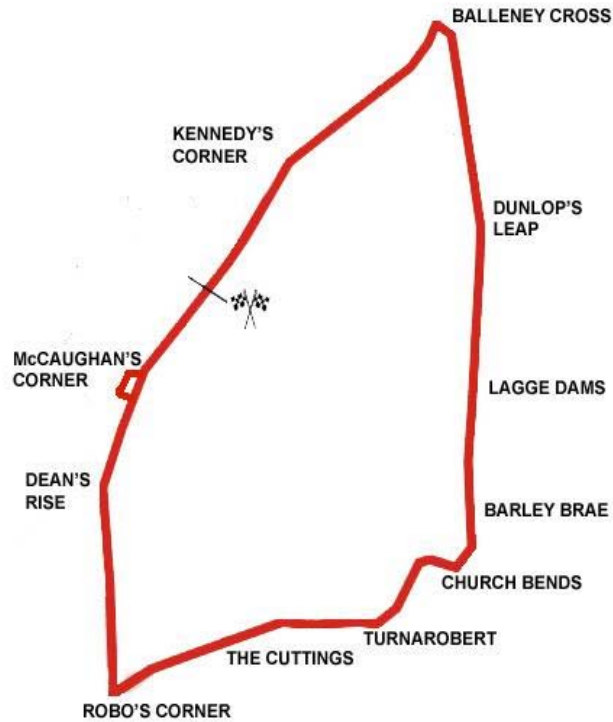
ARMOY CONSTRUCTION / PARK ELECTRICAL  
SENIOR SUPPORT



northernireland  
tourist board



# Armoiy Circuit 3.008 miles



## Lap Records

Class	Rider	Machine	m s	mph	Year
125cc	William Dunlop	Honda	2 02.397	88.473	2010
Moto 3	to be established				
Moto 450	Ryan Farquhar	Kawasaki	2 00.910	89.561	2011
250cc	Davy Morgan	Honda	1 54.978	94.181	2011
Supersport 400	Robbie Lyall	Kawasaki	2 02.187	88.625	2011
Supertwins	Ryan Farquhar	Kawasaki 650	1 54.130	94.881	2011
Supersport	Michael Dunlop	Yamaha	1 46.448	101.729	2011
Superbike	Michael Dunlop	Kawasaki	1 42.919	105.217	2011
Senior Support	Alan Bonner	Yamaha 600	1 53.302	95.575	2010
Junior Support	Ciaran Donnelly	Honda 250	1 56.206	93.186	2011
Classic 1000cc	Richard Ford	Norton 750	2 07.957	84.628	2011
Classic 500cc	Freddie Stewart	Honda	2 11.491	82.354	2011
Classic 350cc	Keith Costello	Honda	2 15.054	80.181	2011
Classic 250cc	Jeff Ward	Suzuki	2 18.732	78.056	2011

## MOST WINS at ARMOY ROAD RACE

Ryan Farquhar	9	2009-11
Michael Dunlop	5	2009-11
William Dunlop	3	2010-11
Dean Harrison	2	2010

## ALL TIME IRISH ROAD RACE WINNERS (after the Race of the South 2012)

### Most Wins at All Irish Road Race Meetings

1.	Ryan Farquhar	195	1995-12
2.	Joey Dunlop	156	1971-00
3.	Robert Dunlop	135	1980-08
4.	Ray McCullough	109	1960-82
	Phillip McCallen	109	1987-99
6.	Brian Reid	78	1980-94
7.	Darran Lindsay	75	1999-06
	William Dunlop	75	2005-12
9.	James Courtney	66	1992-99
10.	Adrian Archibald	64	1994-06

# RIVER RIDGE RECYCLING ARMOY ROAD RACE

## SENIOR SUPPORT

### Qualifying


Friday, 27 July 2012



Pos	Class	No	Name	Machine / Sponsor	----- Best Lap -----			On	Laps
					Time	Behind	Speed		
<b>Qualifying Classification</b>									
1	SSEN	56	Sam WILSON	Yamaha 600 - Logan Racing	1:57.307		92.312	6	6
2	SSEN	114	Alan KENNY	Yamaha 600	1:58.090	0.783	91.700	5	6
3	SSEN	115	Damian HORAN	Suzuki 750 - Suzy Douglas Racing	1:58.492	1.185	91.388	3	7
4	SSEN	16	Noel BRENNAN	Yamaha 600 - ExSparrtise	1:58.957	1.650	91.031	3	3
5	SSEN	87	Ian SIMPSON	Yamaha 600	1:58.960	1.653	91.029	3	7
6	SSEN	106	Bernard DALY	Suzuki 750 - DDRRC	1:59.871	2.564	90.337	6	7
7	SSEN	78	Mark SHIELS	Kawasaki 600 - KHL	1:59.988	2.681	90.249	6	6
8	SSEN	73	James KELLY	Honda 600 - Lifewest	2:00.567	3.260	89.816	3	6
9	SSEN	12	William MONIE	Yamaha 600	2:00.921	3.614	89.553	7	7
10	SSEN	92	Noel CARROLL	Suzuki 750	2:02.300	4.993	88.543	6	7
11	SSEN	29	Richard McLOUGHLIN	Yamaha 600	2:02.465	5.158	88.424	6	6
12	SSEN	174	Rodney PATTON	Suzuki 750 - Shay D Racing	2:03.031	5.724	88.017	4	6
13	SSEN	153	Noel BERTRAM	Yamaha 600	2:03.638	6.331	87.585	4	6
14	SSEN	97	William HARA	Suzuki 750 - Dennis Patton	2:04.094	6.787	87.263	7	7
15	SSEN	21	Roy SCOTT	Suzuki 750	2:05.430	8.123	86.333	4	6
16	SSEN	143	Tom PARKES	Triumph 675	2:06.055	8.748	85.905	5	6
17	SSEN	30	Aron HATCH	Suzuki 750 - Mongey Transport	2:06.330	9.023	85.718	2	4
18	SSEN	192	Michael LARKIN	Suzuki 750 - GL Racing	2:07.731	10.424	84.778	3	6
19	SSEN	32	Aaron BOYD	Suzuki 600 - Team Miserable	2:07.833	10.526	84.711	2	6
20	SSEN	95	Robert GORDON	Honda 600	2:08.454	11.147	84.301	4	6
21	SSEN	50	Peter O'FLAHERTY	Yamaha 600	2:09.512	12.205	83.612	4	6
22	SSEN	11	John CAHILL	Suzuki 750	2:09.989	12.682	83.306	3	6
23	SSEN	68	Noel BOYD	Suzuki 600	2:10.054	12.747	83.264	4	6
24	SSEN	60	George SCOTT	Honda 600	2:10.220	12.913	83.158	4	6
25	SSEN	38	Derek WILKIE	Kawasaki 600	2:11.266	13.959	82.495	3	6
26	SSEN	66	Paul GARTLAND	Suzuki 600	2:11.444	14.137	82.383	3	6
27	SSEN	46	Stephen WILSON	Suzuki 750	2:12.206	14.899	81.909	3	6
28	SSEN	81	Julian KIRK	Yamaha 600	2:13.342	16.035	81.211	5	6
29	SSEN	14	Rodney LITTLE	Yamaha 600	2:13.372	16.065	81.192	5	6
30	SSEN	59	Paul SIMPSON	Suzuki 750 - SMC	2:22.434	25.127	76.027	5	6
31	SSEN	19	Stephen BEATTIE	Triumph 675 - CB Car Parking	2:24.616	27.309	74.880	2	4

Provisional result to be confirmed by the Stewards of the Meeting subject to completion of technical inspections & the time limit for protests

Page 1 / 1

Circuit	<b>Armoey</b>	Signed		Organising Club	<b>Armoey MRRC</b>
Length(miles)	<b>3.0080</b>		Chief Timekeeper	Qualifying Started	<b>20:02</b>
Weather	<b>Cloudy</b>	Issued At:	20:18		
Track	<b>Dry</b>				



MCUI Ulster  
Centre Timing  
powered by  
e-Laps timing software

www.elaps-timing.com



# RIVER RIDGE RECYCLING ARMOY ROAD RACE



## SENIOR SUPPORT

### Qualifying

Friday, 27 July 2012

## DETAILED RESULT

### Qualifying Classification

Position

**1** 56 Sam WILSON

Behind

Best Time **1:57.307** Best Speed **92.312** On **6** Gp **a**

Lap	Elapsed Time	Lap Time	Lap Speed
1	3:11.858	3:11.858	56.442
2	5:13.356	2:01.498	89.127
3	7:14.313	2:00.957	89.526
4	9:17.803	2:03.490	87.690
5	11:26.789	2:08.986	83.953
6	13:24.096	1:57.307	92.312

**2** 114 Alan KENNY

Behind **0.783**

Best Time **1:58.090** Best Speed **91.700** On **5** Gp **a**

Lap	Elapsed Time	Lap Time	Lap Speed
1	3:03.634	3:03.634	58.969
2	5:04.491	2:00.857	89.600
3	7:07.962	2:03.471	87.703
4	9:06.947	1:58.985	91.010
5	11:05.037	1:58.090	91.700
6	13:34.433	2:29.396	72.484

**3** 115 Damian HORAN

Behind **1.185**

Best Time **1:58.492** Best Speed **91.388** On **3** Gp **a**

Lap	Elapsed Time	Lap Time	Lap Speed
1	2:20.905	2:20.905	76.852
2	4:21.718	2:00.813	89.633
3	6:20.210	1:58.492	91.388
4	8:25.232	2:05.022	86.615
5	10:28.846	2:03.614	87.602
6	12:31.738	2:02.892	88.116
7	14:33.969	2:02.231	88.593

**4** 16 Noel BRENNAN

Behind **1.650**

Best Time **1:58.957** Best Speed **91.031** On **3** Gp **a**

Lap	Elapsed Time	Lap Time	Lap Speed
1	2:18.322	2:18.322	78.287
2	4:18.591	2:00.269	90.038
3	6:17.548	1:58.957	91.031

### Qualifying Classification

Position

**5** 87 Ian SIMPSON

Behind **1.653**

Best Time **1:58.960** Best Speed **91.029** On **3** Gp **a**

Lap	Elapsed Time	Lap Time	Lap Speed
1	2:20.644	2:20.644	76.994
2	4:20.547	1:59.903	90.313
3	6:19.507	1:58.960	91.029
4	8:26.604	2:07.097	85.201
5	10:31.090	2:04.486	86.988
6	12:33.218	2:02.128	88.668
7	14:32.775	1:59.557	90.574

**6** 106 Bernard DALY

Behind **2.564**

Best Time **1:59.871** Best Speed **90.337** On **6** Gp **a**

Lap	Elapsed Time	Lap Time	Lap Speed
1	2:20.068	2:20.068	77.311
2	4:25.122	2:05.054	86.593
3	6:27.663	2:02.541	88.369
4	8:41.534	2:13.871	80.890
5	10:45.443	2:03.909	87.393
6	12:45.314	1:59.871	90.337
7	14:46.035	2:00.721	89.701

**7** 78 Mark SHIELDS

Behind **2.681**

Best Time **1:59.988** Best Speed **90.249** On **6** Gp **a**

Lap	Elapsed Time	Lap Time	Lap Speed
1	2:53.771	2:53.771	62.316
2	4:56.529	2:02.758	88.213
3	7:01.809	2:05.280	86.437
4	9:03.039	2:01.230	89.324
5	11:04.362	2:01.323	89.256
6	13:04.350	1:59.988	90.249

**8** 73 James KELLY

Behind **3.260**

Best Time **2:00.567** Best Speed **89.816** On **3** Gp **a**

Lap	Elapsed Time	Lap Time	Lap Speed
1	3:34.650	3:34.650	50.449
2	5:38.441	2:03.791	87.476
3	7:39.008	2:00.567	89.816
4	9:40.005	2:00.997	89.496
5	11:42.095	2:02.090	88.695
6	13:51.460	2:09.365	83.707

# RIVER RIDGE RECYCLING ARMOY ROAD RACE



## SENIOR SUPPORT

### Qualifying

Friday, 27 July 2012

## DETAILED RESULT

### Qualifying Classification

Position

#### **9** 12 William MONIE

Behind 3.614

Best Time **2:00.921** Best Speed **89.553** On 7 Gp a

Lap	Elapsed Time	Lap Time	Lap Speed
1	2:39.616	2:39.616	67.843
2	4:42.613	2:02.997	88.041
3	6:45.037	2:02.424	88.453
4	8:49.968	2:04.931	86.678
5	10:52.364	2:02.396	88.473
6	12:54.873	2:02.509	88.392
7	14:55.794	2:00.921	89.553

#### **10** 92 Noel CARROLL

Behind 4.993

Best Time **2:02.300** Best Speed **88.543** On 6 Gp a

Lap	Elapsed Time	Lap Time	Lap Speed
1	2:23.485	2:23.485	75.470
2	4:29.510	2:06.025	85.926
3	6:34.581	2:05.071	86.581
4	8:41.119	2:06.538	85.577
5	10:46.972	2:05.853	86.043
6	12:49.272	2:02.300	88.543
7	14:52.363	2:03.091	87.974

#### **11** 29 Richard McLOUGHLIN

Behind 5.158

Best Time **2:02.465** Best Speed **88.424** On 6 Gp a

Lap	Elapsed Time	Lap Time	Lap Speed
1	2:59.943	2:59.943	60.179
2	5:11.497	2:11.554	82.314
3	7:14.264	2:02.767	88.206
4	9:20.972	2:06.708	85.463
5	11:31.314	2:10.342	83.080
6	13:33.779	2:02.465	88.424

#### **12** 174 Rodney PATTON

Behind 5.724

Best Time **2:03.031** Best Speed **88.017** On 4 Gp a

Lap	Elapsed Time	Lap Time	Lap Speed
1	2:56.192	2:56.192	61.460
2	5:02.912	2:06.720	85.455
3	7:10.133	2:07.221	85.118
4	9:13.164	2:03.031	88.017
5	11:29.479	2:16.315	79.440
6	13:34.224	2:04.745	86.807

### Qualifying Classification

Position

#### **13** 153 Noel BERTRAM

Behind 6.331

Best Time **2:03.638** Best Speed **87.585** On 4 Gp a

Lap	Elapsed Time	Lap Time	Lap Speed
1	2:40.177	2:40.177	67.605
2	4:53.034	2:12.857	81.507
3	7:02.812	2:09.778	83.441
4	9:06.450	2:03.638	87.585
5	11:11.354	2:04.904	86.697
6	13:18.690	2:07.336	85.041

#### **14** 97 William HARA

Behind 6.787

Best Time **2:04.094** Best Speed **87.263** On 7 Gp a

Lap	Elapsed Time	Lap Time	Lap Speed
1	2:30.976	2:30.976	71.725
2	4:36.504	2:05.528	86.266
3	6:41.519	2:05.015	86.620
4	8:47.709	2:06.190	85.813
5	10:52.075	2:04.366	87.072
6	12:57.166	2:05.091	86.567
7	15:01.260	2:04.094	87.263

#### **15** 21 Roy SCOTT

Behind 8.123

Best Time **2:05.430** Best Speed **86.333** On 4 Gp a

Lap	Elapsed Time	Lap Time	Lap Speed
1	3:12.323	3:12.323	56.305
2	5:19.086	2:06.763	85.426
3	7:26.916	2:07.830	84.713
4	9:32.346	2:05.430	86.333
5	11:41.669	2:09.323	83.735
6	13:47.945	2:06.276	85.755

#### **16** 143 Tom PARKES

Behind 8.748

Best Time **2:06.055** Best Speed **85.905** On 5 Gp a

Lap	Elapsed Time	Lap Time	Lap Speed
1	3:11.913	3:11.913	56.426
2	5:22.510	2:10.597	82.918
3	7:31.994	2:09.484	83.630
4	9:40.067	2:08.073	84.552
5	11:46.122	2:06.055	85.905
6	13:56.522	2:10.400	83.043

# RIVER RIDGE RECYCLING ARMOY ROAD RACE



## SENIOR SUPPORT

### Qualifying

Friday, 27 July 2012

## DETAILED RESULT

### Qualifying Classification

Position

**17** 30 Aron HATCH

Behind 9.023

Best Time **2:06.330** Best Speed **85.718** On 2 Gp a

Lap	Elapsed Time	Lap Time	Lap Speed
1	2:54.977	2:54.977	61.887
2	5:01.307	2:06.330	85.718
3	7:09.162	2:07.855	84.696
4	9:19.782	2:10.620	82.903

**18** 192 Michael LARKIN

Behind 10.424

Best Time **2:07.731** Best Speed **84.778** On 3 Gp a

Lap	Elapsed Time	Lap Time	Lap Speed
1	2:27.106	2:27.106	73.612
2	4:35.966	2:08.860	84.035
3	6:43.697	2:07.731	84.778
4	8:54.434	2:10.737	82.829
5	11:03.809	2:09.375	83.701
6	13:13.655	2:09.846	83.397

**19** 32 Aaron BOYD

Behind 10.526

Best Time **2:07.833** Best Speed **84.711** On 2 Gp a

Lap	Elapsed Time	Lap Time	Lap Speed
1	2:54.886	2:54.886	61.919
2	5:02.719	2:07.833	84.711
3	7:13.009	2:10.290	83.113
4	9:24.178	2:11.169	82.556
5	11:38.066	2:13.888	80.880
6	13:53.050	2:14.984	80.223

**20** 95 Robert GORDON

Behind 11.147

Best Time **2:08.454** Best Speed **84.301** On 4 Gp a

Lap	Elapsed Time	Lap Time	Lap Speed
1	3:06.679	3:06.679	58.008
2	5:18.463	2:11.784	82.171
3	7:28.052	2:09.589	83.563
4	9:36.506	2:08.454	84.301
5	11:48.101	2:11.595	82.289
6	13:57.791	2:09.690	83.498

### Qualifying Classification

Position

**21** 50 Peter O'FLAHERTY

Behind 12.205

Best Time **2:09.512** Best Speed **83.612** On 4 Gp a

Lap	Elapsed Time	Lap Time	Lap Speed
1	2:57.980	2:57.980	60.843
2	5:11.016	2:13.036	81.398
3	7:22.070	2:11.054	82.629
4	9:31.582	2:09.512	83.612
5	11:43.310	2:11.728	82.206
6	13:55.921	2:12.611	81.658

**22** 11 John CAHILL

Behind 12.682

Best Time **2:09.989** Best Speed **83.306** On 3 Gp a

Lap	Elapsed Time	Lap Time	Lap Speed
1	2:39.804	2:39.804	67.763
2	4:52.805	2:13.001	81.419
3	7:02.794	2:09.989	83.306
4	9:13.153	2:10.359	83.069
5	11:35.449	2:22.296	76.101
6	13:54.677	2:19.228	77.777

**23** 68 Noel BOYD

Behind 12.747

Best Time **2:10.054** Best Speed **83.264** On 4 Gp a

Lap	Elapsed Time	Lap Time	Lap Speed
1	2:59.029	2:59.029	60.486
2	5:11.445	2:12.416	81.779
3	7:22.370	2:10.925	82.710
4	9:32.424	2:10.054	83.264
5	11:44.233	2:11.809	82.155
6	13:55.877	2:11.644	82.258

**24** 60 George SCOTT

Behind 12.913

Best Time **2:10.220** Best Speed **83.158** On 4 Gp a

Lap	Elapsed Time	Lap Time	Lap Speed
1	2:46.347	2:46.347	65.098
2	4:59.975	2:13.628	81.037
3	7:10.767	2:10.792	82.794
4	9:20.987	2:10.220	83.158
5	11:35.873	2:14.886	80.281
6	13:46.151	2:10.278	83.121

# RIVER RIDGE RECYCLING ARMOY ROAD RACE



## SENIOR SUPPORT

### Qualifying

Friday, 27 July 2012

## DETAILED RESULT

### Qualifying Classification

Position

**25** 38 Derek WILKIE

Behind 13.959

Best Time 2:11.266 Best Speed 82.495 On 3 Gp a

Lap	Elapsed Time	Lap Time	Lap Speed
1	2:58.277	2:58.277	60.741
2	5:16.845	2:18.568	78.148
3	7:28.111	2:11.266	82.495
4	9:41.178	2:13.067	81.379
5	11:56.206	2:15.028	80.197
6	14:10.040	2:13.834	80.912

**26** 66 Paul GARTLAND

Behind 14.137

Best Time 2:11.444 Best Speed 82.383 On 3 Gp a

Lap	Elapsed Time	Lap Time	Lap Speed
1	2:55.799	2:55.799	61.598
2	5:07.458	2:11.659	82.249
3	7:18.902	2:11.444	82.383
4	9:30.653	2:11.751	82.191
5	11:43.724	2:13.071	81.376
6	13:56.793	2:13.069	81.377

**27** 46 Stephen WILSON

Behind 14.899

Best Time 2:12.206 Best Speed 81.909 On 3 Gp a

Lap	Elapsed Time	Lap Time	Lap Speed
1	3:26.700	3:26.700	52.389
2	5:41.107	2:14.407	80.567
3	7:53.313	2:12.206	81.909
4	10:11.880	2:18.567	78.148
5	12:25.085	2:13.205	81.294
6	14:38.269	2:13.184	81.307

**28** 81 Julian KIRK

Behind 16.035

Best Time 2:13.342 Best Speed 81.211 On 5 Gp a

Lap	Elapsed Time	Lap Time	Lap Speed
1	2:45.960	2:45.960	65.249
2	4:59.616	2:13.656	81.020
3	7:13.769	2:14.153	80.720
4	9:28.170	2:14.401	80.571
5	11:41.512	2:13.342	81.211
6	13:54.875	2:13.363	81.198

### Qualifying Classification

Position

**29** 14 Rodney LITTLE

Behind 16.065

Best Time 2:13.372 Best Speed 81.192 On 5 Gp a

Lap	Elapsed Time	Lap Time	Lap Speed
1	2:42.727	2:42.727	66.546
2	4:57.586	2:14.859	80.297
3	7:11.978	2:14.392	80.576
4	9:27.697	2:15.719	79.788
5	11:41.069	2:13.372	81.192
6	13:55.225	2:14.156	80.718

**30** 59 Paul SIMPSON

Behind 25.127

Best Time 2:22.434 Best Speed 76.027 On 5 Gp a

Lap	Elapsed Time	Lap Time	Lap Speed
1	2:57.478	2:57.478	61.015
2	5:24.385	2:26.907	73.712
3	7:47.364	2:22.979	75.737
4	10:13.404	2:26.040	74.150
5	12:35.838	2:22.434	76.027
6	14:58.284	2:22.446	76.020

**31** 19 Stephen BEATTIE

Behind 27.309

Best Time 2:24.616 Best Speed 74.880 On 2 Gp a

Lap	Elapsed Time	Lap Time	Lap Speed
1	3:24.956	3:24.956	52.835
2	5:49.572	2:24.616	74.880
3	8:14.658	2:25.086	74.637
4	10:46.911	2:32.253	71.124

RIVER RIDGE RECYCLING ARMOY ROAD RACE

Sorted on Best Lap time

SENIOR SUPPORT

ArmoY 3.008 Miles

Senior Support Qualifying

27/07/2012 19:20

Practice started at 20:02:47

Pos	Class	No.	Name	Machine	Sponsor	SpdTr	Best
1	SSEN	56	Sam WILSON	Yamaha 600	Logan Racing	142.671	
2	SSEN	114	Alan KENNY	Yamaha 600		143.554	
3	SSEN	115	Damian HORAN	Suzuki 750	Suzy Douglas Racing	138.414	
4	SSEN	87	Ian SIMPSON	Yamaha 600		140.086	
5	SSEN	16	Noel BRENNAN	Yamaha 600	ExSparetise	142.546	
6	SSEN	106	Bernard DALY	Suzuki 750	DDRRSC	151.173	
7	SSEN	78	Mark SHIELS	Kawasaki 600	KHL	138.414	
8	SSEN	73	James KELLY	Honda 600	Lifewest	142.172	
9	SSEN	12	William MONIE	Yamaha 600		145.094	
10	SSEN	92	Noel CARROLL	Suzuki 750		130.096	
11	SSEN	29	Richard McLoughlin	Yamaha 600		135.300	
12	SSEN	174	Rodney PATTON	Suzuki 750	Shay D Racing	133.960	
13	SSEN	153	Noel BERTRAM	Yamaha 600		136.094	
14	SSEN	97	William HARA	Suzuki 750	Dennis Patton	140.938	
15	SSEN	21	Roy SCOTT	Suzuki 750		131.679	
16	SSEN	143	Tom PARKES	Triumph 675		125.568	
17	SSEN	30	Aron HATCH	Suzuki 750	Mongey Transport	132.215	
18	SSEN	192	Michael LARKIN	Suzuki 750	GL Racing	128.551	
19	SSEN	32	Aaron BOYD	Suzuki 600	Team Miserable	134.293	
20	SSEN	95	Robert GORDON	Honda 600		135.413	
21	SSEN	50	Peter O'FLAHERTY	Yamaha 600		119.120	
22	SSEN	11	John CAHILL	Suzuki 750		118.598	
23	SSEN	68	Noel BOYD	Suzuki 600		120.984	
24	SSEN	60	George SCOTT	Honda 600		128.044	
25	SSEN	38	Derek WILKIE	Kawasaki 600		127.241	
26	SSEN	66	Paul GARTLAND	Suzuki 600		117.482	
27	SSEN	46	Stephen WILSON	Suzuki 750		112.594	
28	SSEN	81	Julian KIRK	Yamaha 600		131.253	
29	SSEN	14	Rodney LITTLE	Yamaha 600		127.742	
30	SSEN	59	Paul SIMPSON	Suzuki 750	SMC	112.907	
31	SSEN	19	Stephen BEATTIE	Triumph 675	CB Car Parking	116.054	



RIVER RIDGE RECYCLING ARMOY ROAD RACE

SENIOR SUPPORT

Armoey 3.008 Miles


R8: Armoey Construction/Park Electrical Services Senior Support

28/07/2012 15:00

Race (8 Laps)

**RACE 8 - SENIOR SUPPORT**

			46		12
66		38	A	60	11
C		B		A	
	68		11		10
	B		A		
50		95		32	9
C		B		A	C
<hr/>					
			192		8
30	B	143	A	21	7
C		B		A	
	97		153		6
	B		A		
174		29		92	5
C		B		A	B
<hr/>					
			12		4
73	B	78	A	106	3
C		B		A	
	16		87		2
	B		A		
115		114		56	1
C		B		A	A
			POLE POSITION	A	



# RIVER RIDGE RECYCLING ARMOY ROAD RACE

## SENIOR SUPPORT

### Race 8 - Armoyn Construction / Park Electrical Services Senior Support

Saturday, 28 July 2012



Pos	Class	No	Name	Machine / Sponsor	Gp	Laps	Total Time	Behind	Speed	-----Best Lap-----		
										Time	Speed	On

#### Race Classification

1	SSEN	114	Alan KENNY	Yamaha 600	a	6	11:36.415		93.296	1:54.360	94.690	5
2	SSEN	73	James KELLY	Honda 600 - Lifewest	a	6	11:51.266	14.851	91.348	1:55.998	93.353	6
3	SSEN	16	Noel BRENNAN	Yamaha 600 - ExSparrtise	a	6	11:51.669	15.254	91.296	1:56.117	93.258	5
4	SSEN	115	Damian HORAN	Suzuki 750 - Suzy Douglas Racing	a	6	11:51.860	15.445	91.272	1:56.514	92.940	6
5	SSEN	56	Sam WILSON	Yamaha 600 - Logan Racing	a	6	11:52.607	16.192	91.176	1:53.698	95.242	6
6	SSEN	29	Richard McLOUGHLIN	Yamaha 600	b	6	12:02.164	25.749	89.970	1:58.572	91.327	3
7	SSEN	92	Noel CARROLL	Suzuki 750	b	6	12:09.656	33.241	89.046	1:59.345	90.735	6
8	SSEN	87	Ian SIMPSON	Yamaha 600	a	6	12:17.084	40.669	88.148	1:59.845	90.357	6
9	SSEN	78	Mark SHIELS	Kawasaki 600 - KHL	a	6	12:17.852	41.437	88.057	1:59.803	90.388	5
10	SSEN	12	William MONIE	Yamaha 600	a	6	12:17.931	41.516	88.047	2:00.797	89.645	6
11	SSEN	106	Bernard DALY	Suzuki 750 - DRRSC	a	6	12:18.272	41.857	88.007	2:00.332	89.991	6
12	SSEN	30	Aron HATCH	Suzuki 750 - Mongey Transport	b	6	12:21.658	45.243	87.605	1:59.835	90.364	6
13	SSEN	174	Rodney PATTON	Suzuki 750 - Shay D Racing	b	6	12:25.680	49.265	87.132	2:02.399	88.471	6
14	SSEN	11	John CAHILL	Suzuki 750	c	6	12:35.685	59.270	85.979	2:04.177	87.205	6
15	SSEN	153	Noel BERTRAM	Yamaha 600	b	6	12:38.613	1:02.198	85.647	2:03.115	87.957	4
16	SSEN	60	George SCOTT	Honda 600	c	6	12:47.904	1:11.489	84.611	2:05.368	86.376	3
17	SSEN	143	Tom PARKES	Triumph 675	b	6	12:48.674	1:12.259	84.526	2:04.117	87.247	6
18	SSEN	95	Robert GORDON	Honda 600	c	6	13:03.802	1:27.387	82.894	2:08.665	84.163	4
19	SSEN	66	Paul GARTLAND	Suzuki 600	c	5	11:01.635	1 Lap	81.834	2:08.407	84.332	4

#### Fastest Lap


SSEN	56	Sam WILSON	Yamaha 600 - Logan Racing	a						1:53.698	95.242	6
------	----	------------	---------------------------	---	--	--	--	--	--	----------	--------	---

#### Not Classified

DNF	SSEN	32	Aaron BOYD	Suzuki 600 - Team Miserable	c	4	9:05.341	2 Laps	79.428	2:14.688	80.399	2
-----	------	----	------------	-----------------------------	---	---	----------	--------	--------	----------	--------	---

Provisional result to be confirmed by the Stewards of the Meeting subject to completion of technical inspections & the time limit for protests

Page 1 / 1

Circuit	<b>Armoyn</b>	Signed		Organising Club	<b>Armoyn MRRC</b>
Length(miles)	<b>3.0080</b>		Chief Timekeeper	Race Started	<b>16:28</b>
Weather	<b>Cloudy</b>	Issued At:	16:42	Gp Time Diff - b 17.16 / c 34.86	
Track	<b>Dry</b>				



MCUI Ulster  
Centre Timing  
powered by  
e-Laps timing software

www.elaps-timing.com



# RIVER RIDGE RECYCLING ARMOY ROAD RACE

## SENIOR SUPPORT

Race 8 - Armoyn Construction / Park Electrical Services Senior Supp

Saturday, 28 July 2012

## DETAILED RESULT



### Race Classification

#### **1** 114 Alan KENNY

Total Time **11:36.415** Avg Speed **93.296** Behind  
Best Time **1:54.360** Best Speed **94.690** On **5** Gp **a**

Lap	Elapsed Time	Lap Time	Lap Speed
1	2:00.979	2:00.979	89.510
2	3:57.112	1:56.133	93.245
3	5:52.221	1:55.109	94.074
4	7:47.423	1:55.202	93.998
5	9:41.783	1:54.360	94.690
6	11:36.415	1:54.632	94.466

#### **2** 73 James KELLY

Total Time **11:51.266** Avg Speed **91.348** Behind **14.851**  
Best Time **1:55.998** Best Speed **93.353** On **6** Gp **a**

Lap	Elapsed Time	Lap Time	Lap Speed
1	2:04.174	2:04.174	87.207
2	4:02.722	1:58.548	91.345
3	6:01.107	1:58.385	91.471
4	7:58.527	1:57.420	92.223
5	9:55.268	1:56.741	92.759
6	11:51.266	1:55.998	93.353

#### **3** 16 Noel BRENNAN

Total Time **11:51.669** Avg Speed **91.296** Behind **15.254**  
Best Time **1:56.117** Best Speed **93.258** On **5** Gp **a**

Lap	Elapsed Time	Lap Time	Lap Speed
1	2:06.530	2:06.530	85.583
2	4:04.779	1:58.249	91.576
3	6:01.808	1:57.029	92.531
4	7:59.381	1:57.573	92.103
5	9:55.498	1:56.117	93.258
6	11:51.669	1:56.171	93.214

#### **4** 115 Damian HORAN

Total Time **11:51.860** Avg Speed **91.272** Behind **15.445**  
Best Time **1:56.514** Best Speed **92.940** On **6** Gp **a**

Lap	Elapsed Time	Lap Time	Lap Speed
1	2:06.165	2:06.165	85.830
2	4:04.336	1:58.171	91.637
3	6:01.165	1:56.829	92.689
4	7:58.675	1:57.510	92.152
5	9:55.346	1:56.671	92.815
6	11:51.860	1:56.514	92.940

### Race Classification

#### **5** 56 Sam WILSON

Total Time **11:52.607** Avg Speed **91.176** Behind **16.192**  
Best Time **1:53.698** Best Speed **95.242** On **6** Gp **a**

Lap	Elapsed Time	Lap Time	Lap Speed
1	2:03.583	2:03.583	87.624
2	3:58.255	1:54.672	94.433
3	5:52.332	1:54.077	94.925
4	8:05.052	2:12.720	81.591
5	9:58.909	1:53.857	95.109
6	11:52.607	1:53.698	95.242

#### **6** 29 Richard McLOUGHLIN

Total Time **12:02.164** Avg Speed **89.970** Behind **25.749**  
Best Time **1:58.572** Best Speed **91.327** On **3** Gp **b**

Lap	Elapsed Time	Lap Time	Lap Speed
1	2:05.621	2:05.621	86.202
2	4:05.222	1:59.601	90.541
3	6:03.794	1:58.572	91.327
4	8:03.127	1:59.333	90.744
5	10:02.799	1:59.672	90.487
6	12:02.164	1:59.365	90.720

#### **7** 92 Noel CARROLL

Total Time **12:09.656** Avg Speed **89.046** Behind **33.241**  
Best Time **1:59.345** Best Speed **90.735** On **6** Gp **b**

Lap	Elapsed Time	Lap Time	Lap Speed
1	2:06.409	2:06.409	85.665
2	4:08.234	2:01.825	88.888
3	6:08.557	2:00.323	89.998
4	8:09.076	2:00.519	89.851
5	10:10.311	2:01.235	89.321
6	12:09.656	1:59.345	90.735

#### **8** 87 Ian SIMPSON

Total Time **12:17.084** Avg Speed **88.148** Behind **40.669**  
Best Time **1:59.845** Best Speed **90.357** On **6** Gp **a**

Lap	Elapsed Time	Lap Time	Lap Speed
1	2:09.487	2:09.487	83.628
2	4:11.737	2:02.250	88.579
3	6:12.879	2:01.142	89.389
4	8:15.036	2:02.157	88.647
5	10:17.239	2:02.203	88.613
6	12:17.084	1:59.845	90.357



MCUI Ulster  
Centre Timing  
powered by  
e-Laps timing software

[www.elaps-timing.com](http://www.elaps-timing.com)



# RIVER RIDGE RECYCLING ARMOY ROAD RACE



## SENIOR SUPPORT

Race 8 - ArmoY Construction / Park Electrical Services Senior Supp

Saturday, 28 July 2012

## DETAILED RESULT

### Race Classification

#### 9 78 Mark SHIELDS

Total Time **12:17.852** Avg Speed **88.057** Behind **41.437**  
 Best Time **1:59.803** Best Speed **90.388** On **5** Gp **a**

Lap	Elapsed Time	Lap Time	Lap Speed
1	2:10.422	2:10.422	83.029
2	4:12.044	2:01.622	89.037
3	6:15.443	2:03.399	87.754
4	8:17.602	2:02.159	88.645
5	10:17.405	1:59.803	90.388
6	12:17.852	2:00.447	89.905

### Race Classification

#### 13 174 Rodney PATTON

Total Time **12:25.680** Avg Speed **87.132** Behind **49.265**  
 Best Time **2:02.399** Best Speed **88.471** On **6** Gp **b**

Lap	Elapsed Time	Lap Time	Lap Speed
1	2:11.332	2:11.332	82.454
2	4:14.902	2:03.570	87.633
3	6:17.621	2:02.719	88.241
4	8:20.532	2:02.911	88.103
5	10:23.281	2:02.749	88.219
6	12:25.680	2:02.399	88.471

#### 10 12 William MONIE

Total Time **12:17.931** Avg Speed **88.047** Behind **41.516**  
 Best Time **2:00.797** Best Speed **89.645** On **6** Gp **a**

Lap	Elapsed Time	Lap Time	Lap Speed
1	2:09.862	2:09.862	83.387
2	4:11.210	2:01.348	89.238
3	6:12.679	2:01.469	89.149
4	8:14.953	2:02.274	88.562
5	10:17.134	2:02.181	88.629
6	12:17.931	2:00.797	89.645

#### 14 11 John CAHILL

Total Time **12:35.685** Avg Speed **85.979** Behind **59.270**  
 Best Time **2:04.177** Best Speed **87.205** On **6** Gp **c**

Lap	Elapsed Time	Lap Time	Lap Speed
1	2:12.716	2:12.716	81.594
2	4:17.583	2:04.867	86.723
3	6:22.731	2:05.148	86.528
4	8:27.071	2:04.340	87.090
5	10:31.508	2:04.437	87.022
6	12:35.685	2:04.177	87.205

#### 11 106 Bernard DALY

Total Time **12:18.272** Avg Speed **88.007** Behind **41.857**  
 Best Time **2:00.332** Best Speed **89.991** On **6** Gp **a**

Lap	Elapsed Time	Lap Time	Lap Speed
1	2:08.642	2:08.642	84.178
2	4:11.504	2:02.862	88.138
3	6:15.213	2:03.709	87.534
4	8:16.729	2:01.516	89.114
5	10:17.940	2:01.211	89.338
6	12:18.272	2:00.332	89.991

#### 15 153 Noel BERTRAM

Total Time **12:38.613** Avg Speed **85.647** Behind **1:02.198**  
 Best Time **2:03.115** Best Speed **87.957** On **4** Gp **b**

Lap	Elapsed Time	Lap Time	Lap Speed
1	2:13.985	2:13.985	80.821
2	4:19.811	2:05.826	86.062
3	6:24.954	2:05.143	86.531
4	8:28.069	2:03.115	87.957
5	10:32.835	2:04.766	86.793
6	12:38.613	2:05.778	86.095

#### 12 30 Aron HATCH

Total Time **12:21.658** Avg Speed **87.605** Behind **45.243**  
 Best Time **1:59.835** Best Speed **90.364** On **6** Gp **b**

Lap	Elapsed Time	Lap Time	Lap Speed
1	2:18.937	2:18.937	77.940
2	4:20.192	2:01.255	89.306
3	6:21.358	2:01.166	89.372
4	8:21.878	2:00.520	89.851
5	10:21.823	1:59.945	90.281
6	12:21.658	1:59.835	90.364

#### 16 60 George SCOTT

Total Time **12:47.904** Avg Speed **84.611** Behind **1:11.489**  
 Best Time **2:05.368** Best Speed **86.376** On **3** Gp **c**

Lap	Elapsed Time	Lap Time	Lap Speed
1	2:17.083	2:17.083	78.994
2	4:24.569	2:07.486	84.941
3	6:29.937	2:05.368	86.376
4	8:36.315	2:06.378	85.686
5	10:42.419	2:06.104	85.872
6	12:47.904	2:05.485	86.296

# RIVER RIDGE RECYCLING ARMOY ROAD RACE

## SENIOR SUPPORT

Race 8 - Armoyn Construction / Park Electrical Services Senior Supp

Saturday, 28 July 2012

## DETAILED RESULT



### Race Classification

#### **17** 143 Tom PARKES

Total Time **12:48.674** Avg Speed **84.526** Behind **1:12.259**

Best Time **2:04.117** Best Speed **87.247** On **6** Gp **b**

Lap	Elapsed Time	Lap Time	Lap Speed
1	2:17.076	2:17.076	78.999
2	4:25.699	2:08.623	84.190
3	6:33.084	2:07.385	85.008
4	8:38.770	2:05.686	86.158
5	10:44.557	2:05.787	86.088
6	12:48.674	2:04.117	87.247

#### **18** 95 Robert GORDON

Total Time **13:03.802** Avg Speed **82.894** Behind **1:27.387**

Best Time **2:08.665** Best Speed **84.163** On **4** Gp **c**

Lap	Elapsed Time	Lap Time	Lap Speed
1	2:16.904	2:16.904	79.098
2	4:27.260	2:10.356	83.071
3	6:36.447	2:09.187	83.823
4	8:45.112	2:08.665	84.163
5	10:54.446	2:09.334	83.727
6	13:03.802	2:09.356	83.713

#### **19** 66 Paul GARTLAND

Total Time **11:01.635** Avg Speed **81.834** Behind **1 Lap**

Best Time **2:08.407** Best Speed **84.332** On **4** Gp **c**

Lap	Elapsed Time	Lap Time	Lap Speed
1	2:18.514	2:18.514	78.178
2	4:31.405	2:12.891	81.486
3	6:43.596	2:12.191	81.918
4	8:52.003	2:08.407	84.332
5	11:01.635	2:09.632	83.535

### Not Classified

#### **DNF** 32 Aaron BOYD

Total Time **9:05.341** Avg Speed **79.428** Behind **2 Laps**

Best Time **2:14.688** Best Speed **80.399** On **2** Gp **c**

Lap	Elapsed Time	Lap Time	Lap Speed
1	2:16.390	2:16.390	79.396
2	4:31.078	2:14.688	80.399
3	6:47.475	2:16.397	79.392
4	9:05.341	2:17.866	78.546

# RIVER RIDGE RECYCLING ARMOY ROAD RACE

## SENIOR SUPPORT

### Race 8 - Armoyn Construction / Park Electrical Services Senior Suppo

## LAP CHART



1					3					5				
No	Name	G	Elapsed Time	Lap Time	No	Name	G	Elapsed Time	Lap Time	No	Name	G	Elapsed Time	Lap Time
114	Alan KENNY	a	2:00.979	2:00.979	114	Alan KENNY	a	5:52.221	1:55.109	114	Alan KENNY	a	9:41.783	1:54.360
56	Sam WILSON	a	2:03.583	2:03.583	56	Sam WILSON	a	5:52.332	1:54.077	73	James KELLY	a	9:55.268	1:56.741
73	James KELLY	a	2:04.174	2:04.174	73	James KELLY	a	6:01.107	1:58.385	115	Damian HORAN	a	9:55.346	1:56.671
29	Richard McLOUGHLIN	b	2:05.621	2:05.621	115	Damian HORAN	a	6:01.165	1:56.829	16	Noel BRENNAN	a	9:55.498	1:56.117
115	Damian HORAN	a	2:06.165	2:06.165	16	Noel BRENNAN	a	6:01.808	1:57.029	56	Sam WILSON	a	9:58.909	1:53.857
92	Noel CARROLL	b	2:06.409	2:06.409	29	Richard McLOUGHLIN	b	6:03.794	1:58.572	29	Richard McLOUGHLIN	b	10:02.799	1:59.672
16	Noel BRENNAN	a	2:06.530	2:06.530	92	Noel CARROLL	b	6:08.557	2:00.323	92	Noel CARROLL	b	10:10.311	2:01.235
106	Bernard DALY	a	2:08.642	2:08.642	12	William MONIE	a	6:12.679	2:01.469	12	William MONIE	a	10:17.134	2:02.181
87	Ian SIMPSON	a	2:09.487	2:09.487	87	Ian SIMPSON	a	6:12.879	2:01.142	87	Ian SIMPSON	a	10:17.239	2:02.203
12	William MONIE	a	2:09.862	2:09.862	106	Bernard DALY	a	6:15.213	2:03.709	78	Mark SHIELS	a	10:17.405	1:59.803
78	Mark SHIELS	a	2:10.422	2:10.422	78	Mark SHIELS	a	6:15.443	2:03.399	106	Bernard DALY	a	10:17.940	2:01.211
174	Rodney PATTON	b	2:11.332	2:11.332	174	Rodney PATTON	b	6:17.621	2:02.719	30	Aron HATCH	b	10:21.823	1:59.945
11	John CAHILL	c	2:12.716	2:12.716	30	Aron HATCH	b	6:21.358	2:01.166	174	Rodney PATTON	b	10:23.281	2:02.749
153	Noel BERTRAM	b	2:13.985	2:13.985	11	John CAHILL	c	6:22.731	2:05.148	11	John CAHILL	c	10:31.508	2:04.437
32	Aaron BOYD	c	2:16.390	2:16.390	153	Noel BERTRAM	b	6:24.954	2:05.143	153	Noel BERTRAM	b	10:32.835	2:04.766
95	Robert GORDON	c	2:16.904	2:16.904	60	George SCOTT	c	6:29.937	2:05.368	60	George SCOTT	c	10:42.419	2:06.104
143	Tom PARKES	b	2:17.076	2:17.076	143	Tom PARKES	b	6:33.084	2:07.385	143	Tom PARKES	b	10:44.557	2:05.787
60	George SCOTT	c	2:17.083	2:17.083	95	Robert GORDON	c	6:36.447	2:09.187	95	Robert GORDON	c	10:54.446	2:09.334
66	Paul GARTLAND	c	2:18.514	2:18.514	66	Paul GARTLAND	c	6:43.596	2:12.191	66	Paul GARTLAND	c	11:01.635	2:09.632
30	Aron HATCH	b	2:18.937	2:18.937	32	Aaron BOYD	c	6:47.475	2:16.397					

2					4					6				
No	Name	G	Elapsed Time	Lap Time	No	Name	G	Elapsed Time	Lap Time	No	Name	G	Elapsed Time	Lap Time
114	Alan KENNY	a	3:57.112	1:56.133	114	Alan KENNY	a	7:47.423	1:55.202	114	Alan KENNY	a	11:36.415	1:54.632
56	Sam WILSON	a	3:58.255	1:54.672	73	James KELLY	a	7:58.527	1:57.420	73	James KELLY	a	11:51.266	1:55.998
73	James KELLY	a	4:02.722	1:58.548	115	Damian HORAN	a	7:58.675	1:57.510	16	Noel BRENNAN	a	11:51.669	1:56.171
115	Damian HORAN	a	4:04.336	1:58.171	16	Noel BRENNAN	a	7:59.381	1:57.573	115	Damian HORAN	a	11:51.860	1:56.514
16	Noel BRENNAN	a	4:04.779	1:58.249	29	Richard McLOUGHLIN	b	8:03.127	1:59.333	56	Sam WILSON	a	11:52.607	1:53.698
29	Richard McLOUGHLIN	b	4:05.222	1:59.601	56	Sam WILSON	a	8:05.052	2:12.720	29	Richard McLOUGHLIN	b	12:02.164	1:59.365
92	Noel CARROLL	b	4:08.234	2:01.825	92	Noel CARROLL	b	8:09.076	2:00.519	92	Noel CARROLL	b	12:09.656	1:59.345
12	William MONIE	a	4:11.210	2:01.348	12	William MONIE	a	8:14.953	2:02.274	87	Ian SIMPSON	a	12:17.084	1:59.845
106	Bernard DALY	a	4:11.504	2:02.862	87	Ian SIMPSON	a	8:15.036	2:02.157	78	Mark SHIELS	a	12:17.852	2:00.447
87	Ian SIMPSON	a	4:11.737	2:02.250	106	Bernard DALY	a	8:16.729	2:01.516	12	William MONIE	a	12:17.931	2:00.797
78	Mark SHIELS	a	4:12.044	2:01.622	78	Mark SHIELS	a	8:17.602	2:02.159	106	Bernard DALY	a	12:18.272	2:00.332
174	Rodney PATTON	b	4:14.902	2:03.570	174	Rodney PATTON	b	8:20.532	2:02.911	30	Aron HATCH	b	12:21.658	1:59.835
11	John CAHILL	c	4:17.583	2:04.867	30	Aron HATCH	b	8:21.878	2:00.520	174	Rodney PATTON	b	12:25.680	2:02.399
153	Noel BERTRAM	b	4:19.811	2:05.826	11	John CAHILL	c	8:27.071	2:04.340	11	John CAHILL	c	12:35.685	2:04.177
30	Aron HATCH	b	4:20.192	2:01.255	153	Noel BERTRAM	b	8:28.069	2:03.115	153	Noel BERTRAM	b	12:38.613	2:05.778
60	George SCOTT	c	4:24.569	2:07.486	60	George SCOTT	c	8:36.315	2:06.378	60	George SCOTT	c	12:47.904	2:05.485
143	Tom PARKES	b	4:25.699	2:08.623	143	Tom PARKES	b	8:38.770	2:05.686	143	Tom PARKES	b	12:48.674	2:04.117
95	Robert GORDON	c	4:27.260	2:10.356	95	Robert GORDON	c	8:45.112	2:08.665	95	Robert GORDON	c	13:03.802	2:09.356
32	Aaron BOYD	c	4:31.078	2:14.688	66	Paul GARTLAND	c	8:52.003	2:08.407					
66	Paul GARTLAND	c	4:31.405	2:12.891	32	Aaron BOYD	c	9:05.341	2:17.866					

**RIVER RIDGE RECYCLING ARMOY ROAD RACE**
**Sorted on Laps**

SENIOR SUPPORT

Armoey 3.008 Miles

R8: Armoey Construction/Park Electrical Services Senior Support

28/07/2012 15:00

Race (6 Laps) started at 16:28:46

Pos	Class	No.	Name	Machine	Sponsor	SpdTr	Best
1	SSEN	114	Alan KENNY	Yamaha 600		144.964	
2	SSEN	73	James KELLY	Honda 600	Lifewest	141.923	
3	SSEN	16	Noel BRENNAN	Yamaha 600	ExSparetise	144.577	
4	SSEN	115	Damian HORAN	Suzuki 750	Suzu Douglas Racing	139.604	
5	SSEN	<b>56</b>	Sam WILSON	<b>Yamaha 600</b>	<b>Logan Racing</b>	<b>149.917</b>	
6	SSEN	29	Richard McLOUGHLIN	Yamaha 600		137.477	
7	SSEN	92	Noel CARROLL	Suzuki 750		141.923	
8	SSEN	87	Ian SIMPSON	Yamaha 600		134.293	
9	SSEN	78	Mark SHIELDS	Kawasaki 600	KHL	141.305	
10	SSEN	12	William MONIE	Yamaha 600		145.224	
11	SSEN	106	Bernard DALY	Suzuki 750	DDRRSC	134.739	
12	SSEN	30	Aron HATCH	Suzuki 750	Mongey Transport	145.614	
13	SSEN	174	Rodney PATTON	Suzuki 750	Shay D Racing	140.815	
14	SSEN	11	John CAHILL	Suzuki 750		130.830	
15	SSEN	153	Noel BERTRAM	Yamaha 600		133.191	
16	SSEN	60	George SCOTT	Honda 600		131.041	
17	SSEN	143	Tom PARKES	Triumph 675		123.280	
18	SSEN	95	Robert GORDON	Honda 600		137.827	
19	SSEN	66	Paul GARTLAND	Suzuki 600		110.449	

Not classified ()

DNF	SSEN	32	Aaron BOYD	Suzuki 600	Team Miserable	130.935	
-----	------	----	------------	------------	----------------	---------	--

**Margin of Victory**
**Avg. Speed**
**Best Lap Tm**
**Best Speed**
**Best Lap by**

14.851

93.296

1:53.696

95.243

56 - Sam WILSON

Promoted by Armoey Motorcycle Road Racing Club

Orbits

Provisional result to be confirmed by the Stewards of the Meeting subject to the completion of technical inspections and the time limit for protests.

 MCUI (Ulster Centre) Timing @ [www.elaps-timing.com](http://www.elaps-timing.com)

[www.amb-it.com](http://www.amb-it.com)
[www.mylaps.com](http://www.mylaps.com)

Licensed to: MCUI

**IRISH ROAD RACE SENIOR SUPPORT**

2012

Pos	No.	Name	Total	Diff	Gap	#1	#2	#3	#4	#5	#6	#7
						R2	R1	R1	R1	Se	R1	R1
1	114	Alan KENNY	132	0	0	25	x	7	25	25	25	25
2	16	Noel BRENNAN	97	35	35	13	25	x	16	16	11	16
3	29	Richard McLOUGHLIN	87	45	10	10	13	16	9	13	16	10
4	106	Bernard DALY	81	51	6	3	16	11	20	20	6	5
5	30	Aron HATCH	53	79	28	4	10	10	13	7	5	4
6	174	Rodney PATTON	49	83	4	11	3	25	2	1	4	3
7	97	William HARA	49	83	0	7	11	13	x	10	8	x
8	115	Damian HORAN	48	84	1	20	x	x	6	x	9	13
9	78	Mark SHIELS	48	84	0	x	8	9	x	11	13	7
10	60	George SCOTT	45	87	3	x	20	8	11	6	x	x
11	73	James KELLY	40	92	5	x	x	x	x	x	20	20
12	56	Sam WILSON	31	101	9	x	x	20	x	x	x	11
13	92	Noel CARROLL	25	107	6	x	x	x	x	9	7	9
14	95	Robert GORDON	23	109	2	5	4	6	8	x	x	x
15	11	John CAHILL	19	113	4	x	2	x	4	8	3	2
16	116	James McCANN	17	115	2	x	x	x	7	x	10	x
17	43	Robbie LYALL	17	115	0	8	9	x	x	x	x	x
18	111	Callum LAIDLAW	16	116	1	16	x	x	x	x	x	x
19	12	William MONIE	15	117	1	9	x	x	x	x	x	6
20	87	Ian SIMPSON	14	118	1	x	x	4	x	x	2	8
21	6	Neil VICARS	10	122	4	x	x	x	10	x	x	x
22	91	Neil LYONS	9	123	1	x	x	2	3	4	x	x
23	57	Adrian LOGUE	7	125	2	x	7	x	x	x	x	x
24	21	Roy SCOTT	7	125	0	1	6	x	x	x	x	x
25	14	Rodney LITTLE	7	125	0	x	1	1	5	x	x	x
26	70	Peter WHITESIDE	6	126	1	6	x	x	x	x	x	x
27	63	Andy McPHERSON	5	127	1	x	x	x	x	5	x	x
28	84	Paddy WOODSIDE	5	127	0	x	x	5	x	x	x	x
29	22	Oliver DUPUY	5	127	0	x	5	x	x	x	x	x
30	50	Peter O'FLAHERTY	5	127	0	2	x	x	x	2	1	x
31	41	Steven PROCTER	3	129	2	x	x	x	x	3	x	x
32	81	Julian KIRK	3	129	0	x	x	3	x	x	x	x
33	153	Noel BERTRAM	1	131	2	x	x	x	x	x	x	1
34	1	Patrick CULLIVAN	1	131	0	x	x	x	1	x	x	x

**Event Legend**

#1	27/04/2012	KDM HIRE COOKSTOWN 100	#5	07/07/2012	AonInsure.ie SKERRIES ROAD RACE
#2	04/05/2012	AROUND A POUND TANDRAGEE 100	#6	14/07/2012	RACE OF THE SOUTH
#3	15/06/2012	MID-ANTRIM 150	#7	27/07/2012	RIVER RIDGE RECYCLING ARMOY ROAD RA
#4	23/06/2012	H2 ENGINEERING BUSH ROAD RACE			



**ULSTER ROAD RACE SENIOR SUPPORT**

2012

Pos	No.	Name	Total	Diff	Gap	#1 #2 #3 #4 #5				
						R2	R1	R1	R1	R1
1	114	Alan KENNY	82	0	0	25	x	7	25	25
2	16	Noel BRENNAN	70	12	12	13	25	x	16	16
3	29	Richard McLoughlin	58	24	12	10	13	16	9	10
4	106	Bernard DALY	55	27	3	3	16	11	20	5
5	174	Rodney PATTON	44	38	11	11	3	25	2	3
6	30	Aron HATCH	41	41	3	4	10	10	13	4
7	115	Damian HORAN	39	43	2	20	x	x	6	13
8	60	George SCOTT	39	43	0	x	20	8	11	x
9	56	Sam WILSON	31	51	8	x	x	20	x	11
10	97	William HARA	31	51	0	7	11	13	x	x
11	78	Mark SHIELS	24	58	7	x	8	9	x	7
12	95	Robert GORDON	23	59	1	5	4	6	8	x
13	73	James KELLY	20	62	3	x	x	x	x	20
14	43	Robbie LYALL	17	65	3	8	9	x	x	x
15	111	Callum LAIDLAW	16	66	1	16	x	x	x	x
16	12	William MONIE	15	67	1	9	x	x	x	6
17	87	Ian SIMPSON	12	70	3	x	x	4	x	8
18	6	Neil VICARS	10	72	2	x	x	x	10	x
19	92	Noel CARROLL	9	73	1	x	x	x	x	9
20	11	John CAHILL	8	74	1	x	2	x	4	2
21	116	James McCANN	7	75	1	x	x	x	7	x
22	57	Adrian LOGUE	7	75	0	x	7	x	x	x
23	21	Roy SCOTT	7	75	0	1	6	x	x	x
24	14	Rodney LITTLE	7	75	0	x	1	1	5	x
25	70	Peter WHITESIDE	6	76	1	6	x	x	x	x
26	84	Paddy WOODSIDE	5	77	1	x	x	5	x	x
27	22	Oliver DUPUY	5	77	0	x	5	x	x	x
28	91	Neil LYONS	5	77	0	x	x	2	3	x
29	81	Julian KIRK	3	79	2	x	x	3	x	x
30	50	Peter O'FLAHERTY	2	80	1	2	x	x	x	x
31	153	Noel BERTRAM	1	81	1	x	x	x	x	1
32	1	Patrick CULLIVAN	1	81	0	x	x	x	1	x

**Event Legend**

#1	27/04/2012	KDM HIRE COOKSTOWN 100	#4	23/06/2012	H2 ENGINEERING BUSH ROAD RACE
#2	04/05/2012	AROUND A POUND TANDRAGEE 100	#5	27/07/2012	RIVER RIDGE RECYCLING ARMOY ROAD RA
#3	15/06/2012	MID-ANTRIM 150			