



ARMOY ROAD RACE

The Race of Legends

Friday 27th & Saturday 28th July 2012

promoted by
Armoyn Motorcycle Road Racing Club
www.amrrc.com

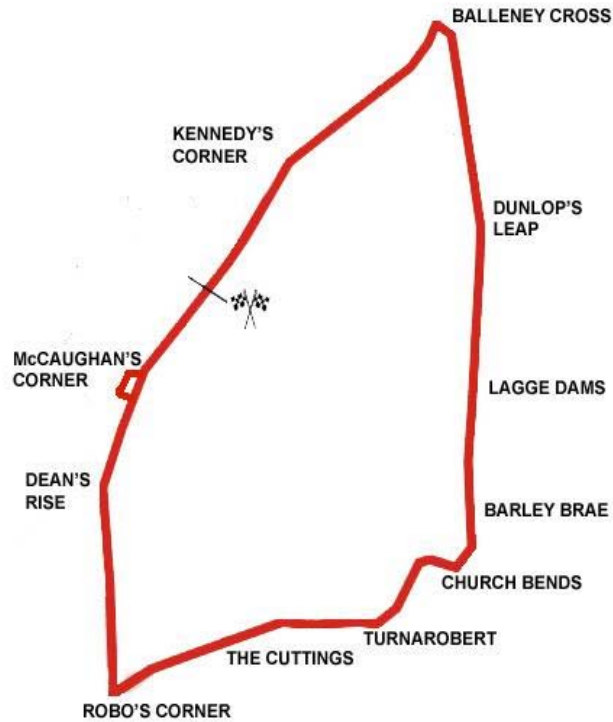
**MOYLE DISTRICT COUNCIL
SUPERSPORT**



northernireland
tourist board



Armoyn Circuit 3.008 miles



Lap Records

Class	Rider	Machine	m s	mph	Year
125cc	William Dunlop	Honda	2 02.397	88.473	2010
Moto 3	to be established				
Moto 450	Ryan Farquhar	Kawasaki	2 00.910	89.561	2011
250cc	Davy Morgan	Honda	1 54.978	94.181	2011
Supersport 400	Robbie Lyall	Kawasaki	2 02.187	88.625	2011
Supertwins	Ryan Farquhar	Kawasaki 650	1 54.130	94.881	2011
Supersport	Michael Dunlop	Yamaha	1 46.448	101.729	2011
Superbike	Michael Dunlop	Kawasaki	1 42.919	105.217	2011
Senior Support	Alan Bonner	Yamaha 600	1 53.302	95.575	2010
Junior Support	Ciaran Donnelly	Honda 250	1 56.206	93.186	2011
Classic 1000cc	Richard Ford	Norton 750	2 07.957	84.628	2011
Classic 500cc	Freddie Stewart	Honda	2 11.491	82.354	2011
Classic 350cc	Keith Costello	Honda	2 15.054	80.181	2011
Classic 250cc	Jeff Ward	Suzuki	2 18.732	78.056	2011

MOST WINS at ARMOY ROAD RACE

Ryan Farquhar	9	2009-11
Michael Dunlop	5	2009-11
William Dunlop	3	2010-11
Dean Harrison	2	2010

ALL TIME IRISH ROAD RACE WINNERS (after the Race of the South 2012)

Most Wins at All Irish Road Race Meetings

1.	Ryan Farquhar	195	1995-12
2.	Joey Dunlop	156	1971-00
3.	Robert Dunlop	135	1980-08
4.	Ray McCullough	109	1960-82
	Phillip McCallen	109	1987-99
6.	Brian Reid	78	1980-94
7.	Darran Lindsay	75	1999-06
	William Dunlop	75	2005-12
9.	James Courtney	66	1992-99
10.	Adrian Archibald	64	1994-06

RIVER RIDGE RECYCLING ARMOY ROAD RACE

SUPERSPORT

Group A Qualifying


Friday, 27 July 2012



Pos	Class	No	Name	Machine / Sponsor	----- Best Lap -----			Laps
					Time	Behind	Speed	
Qualifying Classification								
1	SSPR	6	William DUNLOP	Honda - Wilson Craig Racing	1:47.423		100.805	6
2	SSPR	2	Guy MARTIN	Suzuki - Tyco Suzuki by TAS Racing	1:50.466	3.043	98.028	9
3	SSPR	82	Derek SHEILS	Honda - T & M	1:50.594	3.171	97.915	9
4	SSPR	10	Conor CUMMINS	Suzuki - Tyco Suzuki by TAS Racing	1:50.624	3.201	97.888	8
5	SSPR	16	John BURROWS	Honda - Moiran MRC	1:51.549	4.126	97.077	9
6	SSPR	86	Derek McGEE	Yamaha	1:52.421	4.998	96.324	8
7	SSPR	65	Michael SWEENEY	Yamaha - MJR Racing	1:52.771	5.348	96.025	8
8	SSPR	150	William DAVISON	Honda - Hill Contracts	1:53.967	6.544	95.017	8
9	SSPR	18	Lee VERNON	Yamaha	1:54.831	7.408	94.302	8
10	SSPR	26	Dennis BOOTH	Yamaha	1:56.073	8.650	93.293	8
11	SSPR	114	Alan KENNY	Yamaha	1:56.797	9.374	92.715	8
12	SSPR	24	Craig SHIRLAW	Kawasaki - Shirlaws Motorcycles	1:56.830	9.407	92.689	8
13	SSPR	112	William MONIE	Yamaha	1:57.195	9.772	92.400	8
14	SSPR	96	Andy FARRELL	Yamaha - Farrelly Racing	1:57.503	10.080	92.158	8
15	SSPR	80	Phill ARCHER	Yamaha	2:03.112	15.689	87.959	8
16	SSPR	68	Gareth EVANS	Yamaha	2:03.388	15.965	87.762	8

Provisional result to be confirmed by the Stewards of the Meeting subject to completion of technical inspections & the time limit for protests

Page 1 / 1

Circuit	Armoey	Signed		Organising Club	Armoey MRRC
Length(miles)	3.0080		Chief Timekeeper	Qualifying Started	17:18
Weather	Cloudy	Issued At:	17:37		
Track	Dry				

RIVER RIDGE RECYCLING ARMOY ROAD RACE



SUPERSPORT

Group A Qualifying

Friday, 27 July 2012

DETAILED RESULT

Qualifying Classification

Position

1 **6 William DUNLOP**

Behind

Best Time **1:47.423** Best Speed **100.805** On **6** Gp **a**

Lap	Elapsed Time	Lap Time	Lap Speed
1	2:06.237	2:06.237	85.782
2	3:58.049	1:51.812	96.848
3	5:47.080	1:49.031	99.319
4	7:34.991	1:47.911	100.349
5	9:22.913	1:47.922	100.339
6	11:10.336	1:47.423	100.805

2 **2 Guy MARTIN**

Behind **3.043**

Best Time **1:50.466** Best Speed **98.028** On **8** Gp **a**

Lap	Elapsed Time	Lap Time	Lap Speed
1	2:06.902	2:06.902	85.332
2	4:01.707	1:54.805	94.323
3	5:54.526	1:52.819	95.984
4	7:47.395	1:52.869	95.941
5	9:39.402	1:52.007	96.680
6	11:30.926	1:51.524	97.098
7	13:21.759	1:50.833	97.704
8	15:12.225	1:50.466	98.028
9	17:04.213	1:51.988	96.696

3 **82 Derek SHEILS**

Behind **3.171**

Best Time **1:50.594** Best Speed **97.915** On **4** Gp **a**

Lap	Elapsed Time	Lap Time	Lap Speed
1	2:11.775	2:11.775	82.176
2	4:04.544	1:52.769	96.026
3	5:56.119	1:51.575	97.054
4	7:46.713	1:50.594	97.915
5	9:38.175	1:51.462	97.152
6	11:29.900	1:51.725	96.924
7	13:21.659	1:51.759	96.894
8	15:13.859	1:52.200	96.513
9	17:05.477	1:51.618	97.017

Qualifying Classification

Position

4 **10 Conor CUMMINS**

Behind **3.201**

Best Time **1:50.624** Best Speed **97.888** On **7** Gp **a**

Lap	Elapsed Time	Lap Time	Lap Speed
1	2:09.224	2:09.224	83.799
2	4:06.359	1:57.135	92.447
3	6:00.760	1:54.401	94.657
4	7:52.933	1:52.173	96.537
5	9:46.514	1:53.581	94.433
6	11:37.737	1:51.223	97.361
7	13:28.361	1:50.624	97.888
8	15:19.079	1:50.718	97.805

5 **16 John BURROWS**

Behind **4.126**

Best Time **1:51.549** Best Speed **97.077** On **7** Gp **a**

Lap	Elapsed Time	Lap Time	Lap Speed
1	2:05.966	2:05.966	85.966
2	4:00.919	1:54.953	94.202
3	5:53.654	1:52.735	96.055
4	7:46.539	1:52.885	95.928
5	9:39.243	1:52.704	96.082
6	11:30.834	1:51.591	97.040
7	13:22.383	1:51.549	97.077
8	15:14.893	1:52.510	96.247
9	17:07.196	1:52.303	96.425

6 **86 Derek McGEE**

Behind **4.998**

Best Time **1:52.421** Best Speed **96.324** On **8** Gp **a**

Lap	Elapsed Time	Lap Time	Lap Speed
1	2:20.011	2:20.011	77.342
2	4:17.430	1:57.419	92.224
3	6:11.734	1:54.304	94.737
4	8:04.424	1:52.690	96.094
5	9:57.676	1:53.252	95.617
6	11:51.631	1:53.955	95.027
7	13:45.335	1:53.704	95.237
8	15:37.756	1:52.421	96.324

RIVER RIDGE RECYCLING ARMOY ROAD RACE



SUPERSPORT

Group A Qualifying

Friday, 27 July 2012

DETAILED RESULT

Qualifying Classification

Position

7

65 Michael SWEENEY

Behind **5.348**

Best Time **1:52.771** Best Speed **96.025** On **5** Gp **a**

Lap	Elapsed Time	Lap Time	Lap Speed
1	2:08.794	2:08.794	84.078
2	4:02.344	1:53.550	95.366
3	5:55.965	1:53.621	95.306
4	7:49.343	1:53.378	95.511
5	9:42.114	1:52.771	96.025
6	11:36.268	1:54.154	94.861
7	13:55.281	2:19.013	77.898
8	15:50.274	1:54.993	94.169

8

150 William DAVISON

Behind **6.544**

Best Time **1:53.967** Best Speed **95.017** On **7** Gp **a**

Lap	Elapsed Time	Lap Time	Lap Speed
1	2:16.281	2:16.281	79.459
2	4:12.869	1:56.588	92.881
3	6:07.184	1:54.315	94.728
4	8:01.343	1:54.159	94.857
5	9:56.722	1:55.379	93.854
6	11:51.244	1:54.522	94.557
7	13:45.211	1:53.967	95.017
8	15:39.302	1:54.091	94.914

9

18 Lee VERNON

Behind **7.408**

Best Time **1:54.831** Best Speed **94.302** On **8** Gp **a**

Lap	Elapsed Time	Lap Time	Lap Speed
1	2:36.206	2:36.206	69.324
2	4:35.890	1:59.684	90.478
3	6:35.292	1:59.402	90.692
4	8:31.919	1:56.627	92.850
5	10:27.259	1:55.340	93.886
6	12:22.886	1:55.627	93.653
7	14:18.258	1:55.372	93.860
8	16:13.089	1:54.831	94.302

Qualifying Classification

Position

10

26 Dennis BOOTH

Behind **8.650**

Best Time **1:56.073** Best Speed **93.293** On **6** Gp **a**

Lap	Elapsed Time	Lap Time	Lap Speed
1	2:31.396	2:31.396	71.526
2	4:33.500	2:02.104	88.685
3	6:34.576	2:01.076	89.438
4	8:39.281	2:04.705	86.835
5	10:36.287	1:57.006	92.549
6	12:32.360	1:56.073	93.293
7	14:29.083	1:56.723	92.773
8	16:26.254	1:57.171	92.419

11

114 Alan KENNY

Behind **9.374**

Best Time **1:56.797** Best Speed **92.715** On **8** Gp **a**

Lap	Elapsed Time	Lap Time	Lap Speed
1	2:33.983	2:33.983	70.325
2	4:34.821	2:00.838	89.614
3	6:34.281	1:59.460	90.648
4	8:46.309	2:12.028	82.019
5	10:45.281	1:58.972	91.020
6	12:43.422	1:58.141	91.660
7	14:41.025	1:57.603	92.079
8	16:37.822	1:56.797	92.715

12

24 Craig SHIRLAW

Behind **9.407**

Best Time **1:56.830** Best Speed **92.689** On **8** Gp **a**

Lap	Elapsed Time	Lap Time	Lap Speed
1	2:20.996	2:20.996	76.802
2	4:21.313	2:00.317	90.002
3	6:20.456	1:59.143	90.889
4	8:18.322	1:57.866	91.874
5	10:15.664	1:57.342	92.284
6	12:13.205	1:57.541	92.128
7	14:10.516	1:57.311	92.308
8	16:07.346	1:56.830	92.689

RIVER RIDGE RECYCLING ARMOY ROAD RACE

SUPERSPORT

Group A Qualifying

Friday, 27 July 2012

DETAILED RESULT



Qualifying Classification

Position

13 112 William MONIE

Behind 9.772

Best Time 1:57.195 Best Speed 92.400 On 6 Gp a

Lap	Elapsed Time	Lap Time	Lap Speed
1	2:34.919	2:34.919	69.900
2	4:35.477	2:00.558	89.822
3	6:35.880	2:00.403	89.938
4	8:34.659	1:58.779	91.168
5	10:33.151	1:58.492	91.388
6	12:30.346	1:57.195	92.400
7	14:29.081	1:58.735	91.201
8	16:27.882	1:58.801	91.151

14 96 Andy FARRELL

Behind 10.080

Best Time 1:57.503 Best Speed 92.158 On 6 Gp a

Lap	Elapsed Time	Lap Time	Lap Speed
1	2:35.017	2:35.017	69.856
2	4:36.608	2:01.591	89.059
3	6:35.998	1:59.390	90.701
4	8:34.052	1:58.054	91.728
5	10:32.365	1:58.313	91.527
6	12:29.868	1:57.503	92.158
7	14:28.227	1:58.359	91.491
8	16:26.052	1:57.825	91.906

15 80 Phill ARCHER

Behind 15.689

Best Time 2:03.112 Best Speed 87.959 On 5 Gp a

Lap	Elapsed Time	Lap Time	Lap Speed
1	2:37.141	2:37.141	68.911
2	4:46.097	2:08.956	83.973
3	6:52.916	2:06.819	85.388
4	8:57.635	2:04.719	86.826
5	11:00.747	2:03.112	87.959
6	13:04.334	2:03.587	87.621
7	15:07.591	2:03.257	87.855
8	17:11.519	2:03.928	87.380

16 68 Gareth EVANS

Behind 15.965

Best Time 2:03.388 Best Speed 87.762 On 5 Gp a

Lap	Elapsed Time	Lap Time	Lap Speed
1	2:40.257	2:40.257	67.571
2	4:46.548	2:06.291	85.745
3	6:53.680	2:07.132	85.178
4	8:58.493	2:04.813	86.760
5	11:01.881	2:03.388	87.762
6	13:05.344	2:03.463	87.709

RIVER RIDGE RECYCLING ARMOY ROAD RACE

Sorted on Best Lap time

SUPERSPORT

ArmoY 3.008 Miles

Group A Supersport Qualifying

27/07/2012 17:00

Practice started at 17:19:33

Pos	Class	No.	Name	Machine	Sponsor	SpdTr	Best
1	SSPR	6	William DUNLOP	Honda	Wilson Craig Racing	150.055	
2	SSPR	2	Guy MARTIN	Suzuki	Tyco Suzuki by TAS Racing	147.734	
3	SSPR	82	Derek SHEILS	Honda	T & M	142.923	
4	SSPR	10	Conor CUMMINS	Suzuki	Tyco Suzuki by TAS Racing		
5	SSPR	16	John BURROWS	Honda	Moiran MRC	147.332	
6	SSPR	86	Derek McGEE	Yamaha		152.308	
7	SSPR	65	Michael SWEENEY	Yamaha	MJR Racing	148.545	
8	SSPR	150	William DAVISON	Honda	Hill Contracts	141.060	
9	SSPR	18	Lee VERNON	Yamaha		143.048	
10	SSPR	26	Dennis BOOTH	Yamaha		137.593	
11	SSPR	114	Alan KENNY	Yamaha		141.923	
12	SSPR	24	Craig SHIRLAW	Kawasaki	Shirlaws Motorcycles	143.554	
13	SSPR	112	William MONIE	Yamaha		148.545	
14	SSPR	96	Andy FARRELL	Yamaha	Farrelly Racing	141.552	
15	SSPR	80	Phill ARCHER	Yamaha		131.466	
16	SSPR	68	Gareth EVANS	Yamaha		133.740	

RIVER RIDGE RECYCLING ARMOY ROAD RACE

SUPERSPORT

Group B Qualifying


Friday, 27 July 2012



Pos	Class	No	Name	Machine / Sponsor	----- Best Lap -----			On	Laps
					Time	Behind	Speed		
Qualifying Classification									
1	SSPR	77	Ryan FARQUHAR	Kawasaki - KMR Kawasaki	1:48.106		100.168	8	9
2	SSPR	3	Michael DUNLOP	Suzuki - Ard Na Mara/McAdoo Racing	1:49.118	1.012	99.239	5	5
3	SSPR	13	Adrian ARCHIBALD	Yamaha - AMA Racing	1:50.464	2.358	98.030	4	6
4	SSPR	111	Brian McCORMACK	Yamaha - CD Racing	1:51.277	3.171	97.314	3	9
5	SSPR	97	Seamus ELLIOTT	Yamaha - Logan Racing	1:51.360	3.254	97.241	5	8
6	SSPR	33	Olie LINSDELL	Yamaha - Flitwick Motorcycles	1:51.943	3.837	96.735	5	8
7	SSPR	71	Davy MORGAN	Yamaha - CSC Racing	1:52.224	4.118	96.493	4	8
8	SSPR	35	Trevor FERGUSON	Suzuki	1:54.817	6.711	94.314	8	8
9	SSPR	93	Paul CRANSTON	Honda - P & J Fuel Haulage	1:55.624	7.518	93.655	6	8
10	SSPR	11	Callum LAIDLAW	Yamaha	1:57.376	9.270	92.257	8	8
11	SSPR	113	Ronan PENTONY	Yamaha - rideireland.com	1:58.237	10.131	91.586	5	7
12	SSPR	87	Ian SIMPSON	Yamaha	1:58.283	10.177	91.550	8	8
13	SSPR	103	Reuben McPHEE	Yamaha - N.J.T. Racing	1:58.294	10.188	91.541	5	8
14	SSPR	27	James McCANN	Yamaha - Dixons Contractors	1:59.329	11.223	90.747	8	8
15	SSPR	51	Marc McCULLOUGH	Yamaha - Kingswell Haulage	2:02.071	13.965	88.709	8	8
16	SSPR	144	Emmett BURKE	Honda - Sunflame	2:06.946	18.840	85.302	7	8
17	SSPR	38	Derek WILKIE	Kawasaki	2:11.025	22.919	82.647	6	7

Provisional result to be confirmed by the Stewards of the Meeting subject to completion of technical inspections & the time limit for protests

Page 1 / 1

Circuit	Armoey	Signed		Organising Club	Armoey MRRC
Length(miles)	3.0080		Chief Timekeeper	Qualifying Started	17:42
Weather	Cloudy	Issued At:	18:00		
Track	Dry				



MCUI Ulster
Centre Timing
powered by
e-Laps timing software

www.elaps-timing.com



RIVER RIDGE RECYCLING ARMOY ROAD RACE



SUPERSPORT

Group B Qualifying

Friday, 27 July 2012

DETAILED RESULT

Qualifying Classification

Position

1 77 Ryan FARQUHAR

Behind

Best Time **1:48.106** Best Speed **100.168** On **8** Gp **a**

Lap	Elapsed Time	Lap Time	Lap Speed
1	2:00.725	2:00.725	89.698
2	3:53.279	1:52.554	96.210
3	5:43.668	1:50.389	98.097
4	7:32.599	1:48.931	99.410
5	9:21.625	1:49.026	99.323
6	11:10.699	1:49.074	99.279
7	13:00.085	1:49.386	98.996
8	14:48.191	1:48.106	100.168
9	16:36.704	1:48.513	99.793

2 3 Michael DUNLOP

Behind **1.012**

Best Time **1:49.118** Best Speed **99.239** On **5** Gp **a**

Lap	Elapsed Time	Lap Time	Lap Speed
1	2:43.946	2:43.946	66.051
2	4:45.041	2:01.095	89.424
3	6:52.125	2:07.084	85.210
4	8:42.243	1:50.118	98.338
5	10:31.361	1:49.118	99.239

3 13 Adrian ARCHIBALD

Behind **2.358**

Best Time **1:50.464** Best Speed **98.030** On **4** Gp **a**

Lap	Elapsed Time	Lap Time	Lap Speed
1	2:07.606	2:07.606	84.861
2	4:00.023	1:52.417	96.327
3	5:50.502	1:50.479	98.017
4	7:40.966	1:50.464	98.030
5	9:31.618	1:50.652	97.864
6	11:27.828	1:56.210	93.183

4 111 Brian McCORMACK

Behind **3.171**

Best Time **1:51.277** Best Speed **97.314** On **3** Gp **a**

Lap	Elapsed Time	Lap Time	Lap Speed
1	2:00.790	2:00.790	89.650
2	3:53.937	1:53.147	95.706
3	5:45.214	1:51.277	97.314
4	7:36.915	1:51.701	96.945
5	9:30.132	1:53.217	95.646
6	11:22.979	1:52.847	95.960
7	13:14.820	1:51.841	96.823
8	15:07.644	1:52.824	95.980
9	16:59.338	1:51.694	96.951

Qualifying Classification

Position

5 97 Seamus ELLIOTT

Behind **3.254**

Best Time **1:51.360** Best Speed **97.241** On **5** Gp **a**

Lap	Elapsed Time	Lap Time	Lap Speed
1	2:32.458	2:32.458	71.028
2	4:29.292	1:56.834	92.685
3	6:22.894	1:53.602	95.322
4	8:15.929	1:53.035	95.800
5	10:07.289	1:51.360	97.241
6	11:59.135	1:51.846	96.819
7	13:56.990	1:57.855	91.882
8	15:55.549	1:58.559	91.337

6 33 Olie LINSDELL

Behind **3.837**

Best Time **1:51.943** Best Speed **96.735** On **5** Gp **a**

Lap	Elapsed Time	Lap Time	Lap Speed
1	2:27.060	2:27.060	73.635
2	4:25.429	1:58.369	91.483
3	6:19.955	1:54.526	94.553
4	8:17.710	1:57.755	91.960
5	10:09.653	1:51.943	96.735
6	12:12.161	2:02.508	88.393
7	14:06.187	1:54.026	94.968
8	15:59.269	1:53.082	95.761

7 71 Davy MORGAN

Behind **4.118**

Best Time **1:52.224** Best Speed **96.493** On **4** Gp **a**

Lap	Elapsed Time	Lap Time	Lap Speed
1	2:27.394	2:27.394	73.468
2	4:24.826	1:57.432	92.213
3	6:19.290	1:54.464	94.604
4	8:11.514	1:52.224	96.493
5	10:07.347	1:55.833	93.486
6	12:09.499	2:02.152	88.650
7	14:40.835	2:31.336	71.555
8	16:40.581	1:59.746	90.431

RIVER RIDGE RECYCLING ARMOY ROAD RACE



SUPERSPORT

Group B Qualifying

Friday, 27 July 2012

DETAILED RESULT

Qualifying Classification

Position

8 35 Trevor FERGUSON

Behind 6.711

Best Time 1:54.817 Best Speed 94.314 On 8 Gp a

Lap	Elapsed Time	Lap Time	Lap Speed
1	2:56.328	2:56.328	61.413
2	4:58.666	2:02.338	88.515
3	6:57.562	1:58.896	91.078
4	8:56.748	1:59.186	90.856
5	10:54.806	1:58.058	91.724
6	12:51.678	1:56.872	92.655
7	14:48.592	1:56.914	92.622
8	16:43.409	1:54.817	94.314

9 93 Paul CRANSTON

Behind 7.518

Best Time 1:55.624 Best Speed 93.655 On 6 Gp a

Lap	Elapsed Time	Lap Time	Lap Speed
1	2:33.379	2:33.379	70.602
2	4:33.706	2:00.327	89.995
3	6:31.961	1:58.255	91.572
4	8:29.583	1:57.622	92.064
5	10:27.825	1:58.242	91.582
6	12:23.449	1:55.624	93.655
7	14:20.106	1:56.657	92.826
8	16:16.439	1:56.333	93.085

10 11 Callum LAIDLAW

Behind 9.270

Best Time 1:57.376 Best Speed 92.257 On 8 Gp a

Lap	Elapsed Time	Lap Time	Lap Speed
1	3:00.977	3:00.977	59.835
2	5:03.154	2:02.177	88.632
3	7:04.694	2:01.540	89.097
4	9:03.868	1:59.174	90.865
5	11:03.088	1:59.220	90.830
6	13:00.874	1:57.786	91.936
7	14:58.894	1:58.020	91.754
8	16:56.270	1:57.376	92.257

Qualifying Classification

Position

11 113 Ronan PENTONY

Behind 10.131

Best Time 1:58.237 Best Speed 91.586 On 5 Gp a

Lap	Elapsed Time	Lap Time	Lap Speed
1	2:07.199	2:07.199	85.133
2	4:05.982	1:58.783	91.165
3	6:39.648	2:33.666	70.470
4	9:56.349	3:16.701	55.052
5	11:54.586	1:58.237	91.586
6	13:53.973	1:59.387	90.703
7	15:55.833	2:01.860	88.863

12 87 Ian SIMPSON

Behind 10.177

Best Time 1:58.283 Best Speed 91.550 On 8 Gp a

Lap	Elapsed Time	Lap Time	Lap Speed
1	2:06.883	2:06.883	85.345
2	4:05.985	1:59.102	90.920
3	6:07.010	2:01.025	89.476
4	8:06.197	1:59.187	90.856
5	10:06.638	2:00.441	89.910
6	12:07.234	2:00.596	89.794
7	14:07.306	2:00.072	90.186
8	16:05.589	1:58.283	91.550

13 103 Reuben McPHEE

Behind 10.188

Best Time 1:58.294 Best Speed 91.541 On 5 Gp a

Lap	Elapsed Time	Lap Time	Lap Speed
1	2:23.531	2:23.531	75.446
2	4:24.893	2:01.362	89.227
3	6:25.687	2:00.794	89.647
4	8:25.326	1:59.639	90.512
5	10:23.620	1:58.294	91.541
6	12:22.994	1:59.374	90.713
7	14:21.995	1:59.001	90.998
8	16:20.886	1:58.891	91.082

RIVER RIDGE RECYCLING ARMOY ROAD RACE

SUPERSPORT

Group B Qualifying

Friday, 27 July 2012

DETAILED RESULT



Qualifying Classification

Position

14 27 James McCANN

Behind 11.223

Best Time 1:59.329 Best Speed 90.747 On 8 Gp a

Lap	Elapsed Time	Lap Time	Lap Speed
1	2:15.618	2:15.618	79.848
2	4:18.004	2:02.386	88.481
3	6:19.195	2:01.191	89.353
4	8:19.526	2:00.331	89.992
5	10:20.226	2:00.700	89.717
6	12:20.142	1:59.916	90.303
7	14:19.616	1:59.474	90.637
8	16:18.945	1:59.329	90.747

15 51 Marc McCULLOUGH

Behind 13.965

Best Time 2:02.071 Best Speed 88.709 On 8 Gp a

Lap	Elapsed Time	Lap Time	Lap Speed
1	2:13.712	2:13.712	80.986
2	4:17.966	2:04.254	87.151
3	6:22.679	2:04.713	86.830
4	8:25.376	2:02.697	88.256
5	10:27.969	2:02.593	88.331
6	12:32.020	2:04.051	87.293
7	14:35.069	2:03.049	88.004
8	16:37.140	2:02.071	88.709

16 144 Emmett BURKE

Behind 18.840

Best Time 2:06.946 Best Speed 85.302 On 7 Gp a

Lap	Elapsed Time	Lap Time	Lap Speed
1	2:24.916	2:24.916	74.725
2	4:35.371	2:10.455	83.008
3	6:46.692	2:11.321	82.461
4	8:56.786	2:10.094	83.238
5	11:06.470	2:09.684	83.501
6	13:13.806	2:07.336	85.041
7	15:20.752	2:06.946	85.302
8	17:29.953	2:09.201	83.814

Qualifying Classification

Position

17 38 Derek WILKIE

Behind 22.919

Best Time 2:11.025 Best Speed 82.647 On 6 Gp a

Lap	Elapsed Time	Lap Time	Lap Speed
1	2:41.096	2:41.096	67.220
2	4:56.056	2:14.960	80.237
3	7:10.567	2:14.511	80.505
4	9:25.033	2:14.466	80.532
5	11:38.185	2:13.152	81.327
6	13:49.210	2:11.025	82.647
7	16:01.005	2:11.795	82.164

RIVER RIDGE RECYCLING ARMOY ROAD RACE

Sorted on Best Lap time

SUPERSPORT

Armoys 3.008 Miles

Group B Supersport Qualifying

27/07/2012 17:20

Practice started at 17:42:35

Pos	Class	No.	Name	Machine	Sponsor	SpdTr	Best
1	SSPR	77	Ryan FARQUHAR	Kawasaki	KMR Kawasaki	151.314	
2	SSPR	3	Michael DUNLOP	Suzuki	Ard Na Mara/McAdoo Racing	147.869	
3	SSPR	13	Adrian ARCHIBALD	Yamaha	AMA Racing	144.577	
4	SSPR	111	Brian McCORMACK	Yamaha	CD Racing	143.809	
5	SSPR	97	Seamus ELLIOTT	Yamaha	Logan Racing	150.055	
6	SSPR	33	Olie LINSDELL	Yamaha	Flitwick Motorcycles	144.064	
7	SSPR	71	Davy MORGAN	Yamaha	CSC Racing	149.228	
8	SSPR	35	Trevor FERGUSON	Suzuki		140.328	
9	SSPR	93	Paul CRANSTON	Honda	P & J Fuel Haulage	139.725	
10	SSPR	11	Callum LAIDLAW	Yamaha		146.007	
11	SSPR	113	Ronan PENTONY	Yamaha	rideireland.com	148.139	
12	SSPR	87	Ian SIMPSON	Yamaha		142.671	
13	SSPR	103	Reuben McPHEE	Yamaha	N.J.T. Racing	144.964	
14	SSPR	27	James McCANN	Yamaha	Dixons Contractors	137.244	
15	SSPR	51	Marc McCULLOUGH	Yamaha	Kingswell Haulage	138.061	
16	SSPR	144	Emmett BURKE	Honda	Sunflame	124.700	
17	SSPR	38	Derek WILKIE	Kawasaki		129.577	

RIVER RIDGE RECYCLING ARMOY ROAD RACE


SUPERSPORT Combined Qualifying



Pos	Class	No	Name	-----Best Time / Qual Laps-----		Overall Best Time / Speed / Total Qual Laps
				Session A	Session B	
Qualifying Classification						
1	SSPR	6	William DUNLOP	1:47.423	-----	1:47.423 100.805
2	SSPR	77	Ryan FARQUHAR	-----	1:48.106	1:48.106 100.168
3	SSPR	3	Michael DUNLOP	-----	1:49.118	1:49.118 99.239
4	SSPR	13	Adrian ARCHIBALD	-----	1:50.464	1:50.464 98.030
5	SSPR	2	Guy MARTIN	1:50.466	-----	1:50.466 98.028
6	SSPR	82	Derek SHEILS	1:50.594	-----	1:50.594 97.915
7	SSPR	10	Conor CUMMINS	1:50.624	-----	1:50.624 97.888
8	SSPR	111	Brian McCORMACK	-----	1:51.277	1:51.277 97.314
9	SSPR	97	Seamus ELLIOTT	-----	1:51.360	1:51.360 97.241
10	SSPR	16	John BURROWS	1:51.549	-----	1:51.549 97.077
11	SSPR	33	Olie LINSDELL	-----	1:51.943	1:51.943 96.735
12	SSPR	71	Davy MORGAN	-----	1:52.224	1:52.224 96.493
13	SSPR	86	Derek McGEE	1:52.421	-----	1:52.421 96.324
14	SSPR	65	Michael SWEENEY	1:52.771	-----	1:52.771 96.025
15	SSPR	150	William DAVISON	1:53.967	-----	1:53.967 95.017
16	SSPR	35	Trevor FERGUSON	-----	1:54.817	1:54.817 94.314
17	SSPR	18	Lee VERNON	1:54.831	-----	1:54.831 94.302
18	SSPR	93	Paul CRANSTON	-----	1:55.624	1:55.624 93.655
19	SSPR	26	Dennis BOOTH	1:56.073	-----	1:56.073 93.293
20	SSPR	114	Alan KENNY	1:56.797	-----	1:56.797 92.715
21	SSPR	24	Craig SHIRLAW	1:56.830	-----	1:56.830 92.689
22	SSPR	112	William MONIE	1:57.195	-----	1:57.195 92.400
23	SSPR	11	Callum LAIDLAW	-----	1:57.376	1:57.376 92.257
24	SSPR	96	Andy FARRELL	1:57.503	-----	1:57.503 92.158
25	SSPR	113	Ronan PENTONY	-----	1:58.237	1:58.237 91.586
26	SSPR	87	Ian SIMPSON	-----	1:58.283	1:58.283 91.550
27	SSPR	103	Reuben McPHEE	-----	1:58.294	1:58.294 91.541
28	SSPR	27	James McCANN	-----	1:59.329	1:59.329 90.747
29	SSPR	51	Marc McCULLOUGH	-----	2:02.071	2:02.071 88.709
30	SSPR	80	Phill ARCHER	2:03.112	-----	2:03.112 87.959
31	SSPR	68	Gareth EVANS	2:03.388	-----	2:03.388 87.762
32	SSPR	144	Emmett BURKE	-----	2:06.946	2:06.946 85.302
33	SSPR	38	Derek WILKIE	-----	2:11.025	2:11.025 82.647

Provisional result to be confirmed by the Stewards of the Meeting subject to completion of technical inspections & the time limit for protests

Page 1 / 1

Circuit	Armoiy	Signed	 Chief Timekeeper	Organising Club	Armoiy MRRC
Length(miles)	3.0080	Issued At:			
Weather					
Track					



MCUI Ulster
Centre Timing
powered by
e-Laps timing software

www.elaps-timing.com



RIVER RIDGE RECYCLING ARMOY ROAD RACE

SUPERSPORT

Armooy 3.008 Miles

R3: Moyle District Council Supersport

28/07/2012 12:30

Race (8 Laps)

			103		12
87		113	A	96	11
C		B		A	
	11		112		10
	B		A		
24		114		26	9
C		B		A	
		93			8
	B	A			
18		35		150	7
C		B		A	
	65		86		6
	B		A		
71		33		16	5
C		B		A	
		97			4
	B	A			
111		10		82	3
C		B		A	
	2		13		2
	B		A		
3		77		6	1
C		B		A	
			POLE POSITION		



RIVER RIDGE RECYCLING ARMOY ROAD RACE



SUPERSPORT

Race 3 - Moyle District Council Supersport

Saturday, 28 July 2012

Pos	Class	No	Name	Machine / Sponsor	Gp	Laps	Total Time	Behind	Speed	-----Best Lap-----		
										Time	Speed	On
Race Classification												
1	SSPR	3	Michael DUNLOP	Suzuki - Ard Na Mara/McAdoo Racing	a	4	7:50.520		92.058	1:55.206	93.995	4
2	SSPR	77	Ryan FARQUHAR	Kawasaki - KMR Kawasaki	a	4	7:50.730	0.210	92.017	1:55.809	93.506	4
3	SSPR	6	William DUNLOP	Honda - Wilson Craig Racing	a	4	7:51.795	1.275	91.809	1:54.320	94.724	4
4	SSPR	86	Derek McGEE	Yamaha	b	4	8:01.431	10.911	89.972	1:58.066	91.718	4
5	SSPR	2	Guy MARTIN	Suzuki - Tyco Suzuki by TAS Racing	a	4	8:08.722	18.202	88.630	1:59.776	90.409	2
6	SSPR	16	John BURROWS	Honda - Moiran MRC	b	4	8:08.762	18.242	88.622	2:00.017	90.227	4
7	SSPR	65	Michael SWEENEY	Yamaha - MJR Racing	b	4	8:08.921	18.401	88.593	1:59.537	90.590	4
8	SSPR	33	Olie LINSDELL	Yamaha - Flitwick Motorcycles	b	4	8:09.746	19.226	88.444	1:59.749	90.429	4
9	SSPR	97	Seamus ELLIOTT	Yamaha - Logan Racing	a	4	8:12.721	22.201	87.910	1:59.631	90.518	4
10	SSPR	111	Brian McCORMACK	Yamaha - CD Racing	a	4	8:17.608	27.088	87.047	2:02.032	88.737	2
11	SSPR	13	Adrian ARCHIBALD	Yamaha - AMA Racing	a	4	8:17.986	27.466	86.981	2:01.796	88.909	2
12	SSPR	24	Craig SHIRLAW	Kawasaki - Shirlaws Motorcycles	c	4	8:18.974	28.454	86.809	2:01.772	88.927	4
13	SSPR	114	Alan KENNY	Yamaha	c	4	8:19.333	28.813	86.746	2:01.509	89.119	4
14	SSPR	82	Derek SHEILS	Honda - T & M	a	4	8:21.048	30.528	86.449	2:02.310	88.536	3
15	SSPR	150	William DAVISON	Honda - Hill Contracts	b	4	8:26.755	36.235	85.476	2:02.786	88.192	3
16	SSPR	93	Paul CRANSTON	Honda - P & J Fuel Haulage	b	4	8:29.063	38.543	85.088	2:04.106	87.254	3
17	SSPR	113	Ronan PENTONY	Yamaha - rideireland.com	c	4	8:38.340	47.820	83.565	2:05.915	86.001	2
18	SSPR	26	Dennis BOOTH	Yamaha	c	4	8:39.229	48.709	83.422	2:05.892	86.017	4
19	SSPR	18	Lee VERNON	Yamaha	b	4	8:46.134	55.614	82.327	2:09.085	83.889	4
20	SSPR	11	Callum LAIDLAW	Yamaha	c	4	8:48.379	57.859	81.978	2:09.483	83.631	3
21	SSPR	35	Trevor FERGUSON	Suzuki	b	4	8:49.800	59.280	81.758	2:10.208	83.165	2
22	SSPR	87	Ian SIMPSON	Yamaha	c	4	8:51.236	1:00.716	81.537	2:09.745	83.462	2

Fastest Lap


SSPR	6	William DUNLOP	Honda - Wilson Craig Racing	a						1:54.320	94.724	4
------	---	----------------	-----------------------------	---	--	--	--	--	--	----------	--------	---

Not Classified

DNF	SSPR	112	William MONIE	Yamaha	c	1	2:13.212	3 Laps	81.290	2:13.212	81.290	1
-----	------	-----	---------------	--------	---	---	----------	--------	--------	----------	--------	---

Provisional result to be confirmed by the Stewards of the Meeting subject to completion of technical inspections & the time limit for protests

Page 1 / 1

Circuit	Armoey	Signed	 Chief Timekeeper	Organising Club	Armoey MRRC
Length(miles)	3.0080	Issued At:	13:49	Race Started	13:36
Weather	Rain	Gp Time Diff - b 17.73 / c 35.91			
Track	Wet				



MCUI Ulster
Centre Timing
powered by
e-Laps timing software

www.elaps-timing.com



RIVER RIDGE RECYCLING ARMOY ROAD RACE



SUPERSPORT

Race 3 - Moyle District Council Supersport

Saturday, 28 July 2012

DETAILED RESULT

Race Classification

1 3 Michael DUNLOP

Total Time **7:50.520** Avg Speed **92.058** Behind
Best Time **1:55.206** Best Speed **93.995** On 4 Gp a

Lap	Elapsed Time	Lap Time	Lap Speed
1	2:02.503	2:02.503	88.396
2	3:59.716	1:57.213	92.386
3	5:55.314	1:55.598	93.676
4	7:50.520	1:55.206	93.995

2 77 Ryan FARQUHAR

Total Time **7:50.730** Avg Speed **92.017** Behind **0.210**
Best Time **1:55.809** Best Speed **93.506** On 4 Gp a

Lap	Elapsed Time	Lap Time	Lap Speed
1	2:01.557	2:01.557	89.084
2	3:58.716	1:57.159	92.428
3	5:54.921	1:56.205	93.187
4	7:50.730	1:55.809	93.506

3 6 William DUNLOP

Total Time **7:51.795** Avg Speed **91.809** Behind **1.275**
Best Time **1:54.320** Best Speed **94.724** On 4 Gp a

Lap	Elapsed Time	Lap Time	Lap Speed
1	2:05.377	2:05.377	86.370
2	4:02.755	1:57.378	92.256
3	5:57.475	1:54.720	94.393
4	7:51.795	1:54.320	94.724

4 86 Derek McGEE

Total Time **8:01.431** Avg Speed **89.972** Behind **10.911**
Best Time **1:58.066** Best Speed **91.718** On 4 Gp b

Lap	Elapsed Time	Lap Time	Lap Speed
1	2:04.544	2:04.544	86.948
2	4:03.601	1:59.057	90.955
3	6:03.365	1:59.764	90.418
4	8:01.431	1:58.066	91.718

5 2 Guy MARTIN

Total Time **8:08.722** Avg Speed **88.630** Behind **18.202**
Best Time **1:59.776** Best Speed **90.409** On 2 Gp a

Lap	Elapsed Time	Lap Time	Lap Speed
1	2:08.529	2:08.529	84.252
2	4:08.305	1:59.776	90.409
3	6:08.435	2:00.130	90.142
4	8:08.722	2:00.287	90.025

Race Classification

6 16 John BURROWS

Total Time **8:08.762** Avg Speed **88.622** Behind **18.242**
Best Time **2:00.017** Best Speed **90.227** On 4 Gp b

Lap	Elapsed Time	Lap Time	Lap Speed
1	2:06.531	2:06.531	85.582
2	4:08.287	2:01.756	88.939
3	6:08.745	2:00.458	89.897
4	8:08.762	2:00.017	90.227

7 65 Michael SWEENEY

Total Time **8:08.921** Avg Speed **88.593** Behind **18.401**
Best Time **1:59.537** Best Speed **90.590** On 4 Gp b

Lap	Elapsed Time	Lap Time	Lap Speed
1	2:06.905	2:06.905	85.330
2	4:08.808	2:01.903	88.831
3	6:09.384	2:00.576	89.809
4	8:08.921	1:59.537	90.590

8 33 Olie LINSDELL

Total Time **8:09.746** Avg Speed **88.444** Behind **19.226**
Best Time **1:59.749** Best Speed **90.429** On 4 Gp b

Lap	Elapsed Time	Lap Time	Lap Speed
1	2:07.602	2:07.602	84.864
2	4:09.296	2:01.694	88.984
3	6:09.997	2:00.701	89.716
4	8:09.746	1:59.749	90.429

9 97 Seamus ELLIOTT

Total Time **8:12.721** Avg Speed **87.910** Behind **22.201**
Best Time **1:59.631** Best Speed **90.518** On 4 Gp a

Lap	Elapsed Time	Lap Time	Lap Speed
1	2:10.715	2:10.715	82.843
2	4:12.502	2:01.787	88.916
3	6:13.090	2:00.588	89.800
4	8:12.721	1:59.631	90.518

10 111 Brian McCORMACK

Total Time **8:17.608** Avg Speed **87.047** Behind **27.088**
Best Time **2:02.032** Best Speed **88.737** On 2 Gp a

Lap	Elapsed Time	Lap Time	Lap Speed
1	2:08.400	2:08.400	84.336
2	4:10.432	2:02.032	88.737
3	6:14.400	2:03.968	87.352
4	8:17.608	2:03.208	87.890



MCUI Ulster
Centre Timing
powered by
e-Laps timing software

www.elaps-timing.com



RIVER RIDGE RECYCLING ARMOY ROAD RACE



SUPERSPORT

Race 3 - Moyle District Council Supersport

Saturday, 28 July 2012

DETAILED RESULT

Race Classification

11 13 Adrian ARCHIBALD

Total Time **8:17.986** Avg Speed **86.981** Behind **27.466**
 Best Time **2:01.796** Best Speed **88.909** On **2** Gp **a**

Lap	Elapsed Time	Lap Time	Lap Speed
1	2:10.624	2:10.624	82.901
2	4:12.420	2:01.796	88.909
3	6:14.497	2:02.077	88.705
4	8:17.986	2:03.489	87.690

12 24 Craig SHIRLAW

Total Time **8:18.974** Avg Speed **86.809** Behind **28.454**
 Best Time **2:01.772** Best Speed **88.927** On **4** Gp **c**

Lap	Elapsed Time	Lap Time	Lap Speed
1	2:09.308	2:09.308	83.744
2	4:11.681	2:02.373	88.490
3	6:17.202	2:05.521	86.271
4	8:18.974	2:01.772	88.927

13 114 Alan KENNY

Total Time **8:19.333** Avg Speed **86.746** Behind **28.813**
 Best Time **2:01.509** Best Speed **89.119** On **4** Gp **c**

Lap	Elapsed Time	Lap Time	Lap Speed
1	2:10.074	2:10.074	83.251
2	4:12.750	2:02.676	88.272
3	6:17.824	2:05.074	86.579
4	8:19.333	2:01.509	89.119

14 82 Derek SHEILS

Total Time **8:21.048** Avg Speed **86.449** Behind **30.528**
 Best Time **2:02.310** Best Speed **88.536** On **3** Gp **a**

Lap	Elapsed Time	Lap Time	Lap Speed
1	2:11.515	2:11.515	82.339
2	4:16.076	2:04.561	86.936
3	6:18.386	2:02.310	88.536
4	8:21.048	2:02.662	88.282

15 150 William DAVISON

Total Time **8:26.755** Avg Speed **85.476** Behind **36.235**
 Best Time **2:02.786** Best Speed **88.192** On **3** Gp **b**

Lap	Elapsed Time	Lap Time	Lap Speed
1	2:14.521	2:14.521	80.499
2	4:18.233	2:03.712	87.532
3	6:21.019	2:02.786	88.192
4	8:26.755	2:05.736	86.123

Race Classification

16 93 Paul CRANSTON

Total Time **8:29.063** Avg Speed **85.088** Behind **38.543**
 Best Time **2:04.106** Best Speed **87.254** On **3** Gp **b**

Lap	Elapsed Time	Lap Time	Lap Speed
1	2:14.640	2:14.640	80.428
2	4:20.471	2:05.831	86.058
3	6:24.577	2:04.106	87.254
4	8:29.063	2:04.486	86.988

17 113 Ronan PENTONY

Total Time **8:38.340** Avg Speed **83.565** Behind **47.820**
 Best Time **2:05.915** Best Speed **86.001** On **2** Gp **c**

Lap	Elapsed Time	Lap Time	Lap Speed
1	2:17.042	2:17.042	79.018
2	4:22.957	2:05.915	86.001
3	6:30.736	2:07.779	84.746
4	8:38.340	2:07.604	84.863

18 26 Dennis BOOTH

Total Time **8:39.229** Avg Speed **83.422** Behind **48.709**
 Best Time **2:05.892** Best Speed **86.017** On **4** Gp **c**

Lap	Elapsed Time	Lap Time	Lap Speed
1	2:17.879	2:17.879	78.538
2	4:26.120	2:08.241	84.441
3	6:33.337	2:07.217	85.121
4	8:39.229	2:05.892	86.017

19 18 Lee VERNON

Total Time **8:46.134** Avg Speed **82.327** Behind **55.614**
 Best Time **2:09.085** Best Speed **83.889** On **4** Gp **b**

Lap	Elapsed Time	Lap Time	Lap Speed
1	2:17.124	2:17.124	78.971
2	4:26.724	2:09.600	83.556
3	6:37.049	2:10.325	83.091
4	8:46.134	2:09.085	83.889

20 11 Callum LAIDLAW

Total Time **8:48.379** Avg Speed **81.978** Behind **57.859**
 Best Time **2:09.483** Best Speed **83.631** On **3** Gp **c**

Lap	Elapsed Time	Lap Time	Lap Speed
1	2:16.973	2:16.973	79.058
2	4:28.848	2:11.875	82.114
3	6:38.331	2:09.483	83.631
4	8:48.379	2:10.048	83.268

RIVER RIDGE RECYCLING ARMOY ROAD RACE

SUPERSPORT

Race 3 - Moyle District Council Supersport

Saturday, 28 July 2012

DETAILED RESULT



Race Classification

21 35 Trevor FERGUSON

Total Time **8:49.800** Avg Speed **81.758** Behind **59.280**

Best Time **2:10.208** Best Speed **83.165** On **2** Gp **b**

Lap	Elapsed Time	Lap Time	Lap Speed
1	2:18.052	2:18.052	78.440
2	4:28.260	2:10.208	83.165
3	6:38.740	2:10.480	82.992
4	8:49.800	2:11.060	82.625

22 87 Ian SIMPSON

Total Time **8:51.236** Avg Speed **81.537** Behind **1:00.716**

Best Time **2:09.745** Best Speed **83.462** On **2** Gp **c**

Lap	Elapsed Time	Lap Time	Lap Speed
1	2:19.451	2:19.451	77.653
2	4:29.196	2:09.745	83.462
3	6:40.285	2:11.089	82.606
4	8:51.236	2:10.951	82.694

Not Classified

DNF 112 William MONIE

Total Time **2:13.212** Avg Speed **81.290** Behind **3 Laps**

Best Time **2:13.212** Best Speed **81.290** On **1** Gp **c**

Lap	Elapsed Time	Lap Time	Lap Speed
1	2:13.212	2:13.212	81.290

RIVER RIDGE RECYCLING ARMOY ROAD RACE



SUPERSPORT

Race 3 - Moyle District Council Supersport

LAP CHART

1

No	Name	G	Elapsed Time	Lap Time
77	Ryan FARQUHAR	a	2:01.557	2:01.557
3	Michael DUNLOP	a	2:02.503	2:02.503
86	Derek McGEE	b	2:04.544	2:04.544
6	William DUNLOP	a	2:05.377	2:05.377
16	John BURROWS	b	2:06.531	2:06.531
65	Michael SWEENEY	b	2:06.905	2:06.905
33	Olie LINSDELL	b	2:07.602	2:07.602
111	Brian McCORMACK	a	2:08.400	2:08.400
2	Guy MARTIN	a	2:08.529	2:08.529
24	Craig SHIRLAW	c	2:09.308	2:09.308
114	Alan KENNY	c	2:10.074	2:10.074
13	Adrian ARCHIBALD	a	2:10.624	2:10.624
97	Seamus ELLIOTT	a	2:10.715	2:10.715
82	Derek SHEILS	a	2:11.515	2:11.515
112	William MONIE	c	2:13.212	2:13.212
150	William DAVISON	b	2:14.521	2:14.521
93	Paul CRANSTON	b	2:14.640	2:14.640
11	Callum LAIDLAW	c	2:16.973	2:16.973
113	Ronan PENTONY	c	2:17.042	2:17.042
18	Lee VERNON	b	2:17.124	2:17.124
26	Dennis BOOTH	c	2:17.879	2:17.879
35	Trevor FERGUSON	b	2:18.052	2:18.052
87	Ian SIMPSON	c	2:19.451	2:19.451

3

No	Name	G	Elapsed Time	Lap Time
77	Ryan FARQUHAR	a	5:54.921	1:56.205
3	Michael DUNLOP	a	5:55.314	1:55.598
6	William DUNLOP	a	5:57.475	1:54.720
86	Derek McGEE	b	6:03.365	1:59.764
2	Guy MARTIN	a	6:08.435	2:00.130
16	John BURROWS	b	6:08.745	2:00.458
65	Michael SWEENEY	b	6:09.384	2:00.576
33	Olie LINSDELL	b	6:09.997	2:00.701
97	Seamus ELLIOTT	a	6:13.090	2:00.588
111	Brian McCORMACK	a	6:14.400	2:03.968
13	Adrian ARCHIBALD	a	6:14.497	2:02.077
24	Craig SHIRLAW	c	6:17.202	2:05.521
114	Alan KENNY	c	6:17.824	2:05.074
82	Derek SHEILS	a	6:18.386	2:02.310
150	William DAVISON	b	6:21.019	2:02.786
93	Paul CRANSTON	b	6:24.577	2:04.106
113	Ronan PENTONY	c	6:30.736	2:07.779
26	Dennis BOOTH	c	6:33.337	2:07.217
18	Lee VERNON	b	6:37.049	2:10.325
11	Callum LAIDLAW	c	6:38.331	2:09.483
35	Trevor FERGUSON	b	6:38.740	2:10.480
87	Ian SIMPSON	c	6:40.285	2:11.089

2

No	Name	G	Elapsed Time	Lap Time
77	Ryan FARQUHAR	a	3:58.716	1:57.159
3	Michael DUNLOP	a	3:59.716	1:57.213
6	William DUNLOP	a	4:02.755	1:57.378
86	Derek McGEE	b	4:03.601	1:59.057
16	John BURROWS	b	4:08.287	2:01.756
2	Guy MARTIN	a	4:08.305	1:59.776
65	Michael SWEENEY	b	4:08.808	2:01.903
33	Olie LINSDELL	b	4:09.296	2:01.694
111	Brian McCORMACK	a	4:10.432	2:02.032
24	Craig SHIRLAW	c	4:11.681	2:02.373
13	Adrian ARCHIBALD	a	4:12.420	2:01.796
97	Seamus ELLIOTT	a	4:12.502	2:01.787
114	Alan KENNY	c	4:12.750	2:02.676
82	Derek SHEILS	a	4:16.076	2:04.561
150	William DAVISON	b	4:18.233	2:03.712
93	Paul CRANSTON	b	4:20.471	2:05.831
113	Ronan PENTONY	c	4:22.957	2:05.915
26	Dennis BOOTH	c	4:26.120	2:08.241
18	Lee VERNON	b	4:26.724	2:09.600
35	Trevor FERGUSON	b	4:28.260	2:10.208
11	Callum LAIDLAW	c	4:28.848	2:11.875
87	Ian SIMPSON	c	4:29.196	2:09.745

4

No	Name	G	Elapsed Time	Lap Time
3	Michael DUNLOP	a	7:50.520	1:55.206
77	Ryan FARQUHAR	a	7:50.730	1:55.809
6	William DUNLOP	a	7:51.795	1:54.320
86	Derek McGEE	b	8:01.431	1:58.066
2	Guy MARTIN	a	8:08.722	2:00.287
16	John BURROWS	b	8:08.762	2:00.017
65	Michael SWEENEY	b	8:08.921	1:59.537
33	Olie LINSDELL	b	8:09.746	1:59.749
97	Seamus ELLIOTT	a	8:12.721	1:59.631
111	Brian McCORMACK	a	8:17.608	2:03.208
13	Adrian ARCHIBALD	a	8:17.986	2:03.489
24	Craig SHIRLAW	c	8:18.974	2:01.772
114	Alan KENNY	c	8:19.333	2:01.509
82	Derek SHEILS	a	8:21.048	2:02.662
150	William DAVISON	b	8:26.755	2:05.736
93	Paul CRANSTON	b	8:29.063	2:04.486
113	Ronan PENTONY	c	8:38.340	2:07.604
26	Dennis BOOTH	c	8:39.229	2:05.892
18	Lee VERNON	b	8:46.134	2:09.085
11	Callum LAIDLAW	c	8:48.379	2:10.048
35	Trevor FERGUSON	b	8:49.800	2:11.060
87	Ian SIMPSON	c	8:51.236	2:10.951

RIVER RIDGE RECYCLING ARMOY ROAD RACE

Sorted on Laps

SUPERSPORT

ArmoY 3.008 Miles

R3: Moyle District Council Supersport

28/07/2012 12:30

Race (6 Laps) started at 13:37:04

Pos	Class	No.	Name	Machine	Sponsor	SpdTr	Best
1	SSPR	3	Michael DUNLOP	Suzuki	Ard Na Mara/McAdoo Racing	141.305	
2	SSPR	77	Ryan FARQUHAR	Kawasaki	KMR Kawasaki	144.320	
3	SSPR	6	William DUNLOP	Honda	Wilson Craig Racing	147.065	
4	SSPR	86	Derek McGEE	Yamaha		142.797	
5	SSPR	2	Guy MARTIN	Suzuki	Tyco Suzuki by TAS Racing	140.815	
6	SSPR	16	John BURROWS	Honda	Moiran MRC	140.450	
7	SSPR	65	Michael SWEENEY	Yamaha	MJR Racing	138.061	
8	SSPR	33	Olie LINSDELL	Yamaha	Flitwick Motorcycles	128.044	
9	SSPR	97	Seamus ELLIOTT	Yamaha	Logan Racing	136.437	
10	SSPR	111	Brian McCORMACK	Yamaha	CD Racing	134.963	
11	SSPR	13	Adrian ARCHIBALD	Yamaha	AMA Racing	131.466	
12	SSPR	24	Craig SHIRLAW	Kawasaki	Shirlaws Motorcycles	127.142	
13	SSPR	114	Alan KENNY	Yamaha		133.850	
14	SSPR	82	Derek SHEILS	Honda	T & M	133.191	
15	SSPR	150	William DAVISON	Honda	Hill Contracts	132.539	
16	SSPR	93	Paul CRANSTON	Honda	P & J Fuel Haulage	128.449	
17	SSPR	113	Ronan PENTONY	Yamaha	rideireland.com	134.963	
18	SSPR	26	Dennis BOOTH	Yamaha		132.431	
19	SSPR	18	Lee VERNON	Yamaha		125.085	
20	SSPR	11	Callum LAIDLAW	Yamaha		131.359	
21	SSPR	35	Trevor FERGUSON	Suzuki		125.375	
22	SSPR	87	Ian SIMPSON	Yamaha		125.568	

Not classified ()

DNF	SSPR	112	William MONIE	Yamaha		123.844	
DNF	SSPR	10	Conor CUMMINS	Suzuki	Tyco Suzuki by TAS Racing	58.069	

Margin of Victory	Avg. Speed	Best Lap Tm	Best Speed	Best Lap by
0.199	92.056	1:54.320	94.724	6 - William DUNLOP

Promoted by ArmoY Motorcycle Road Racing Club

Orbits

Provisional result to be confirmed by the Stewards of the Meeting subject to the completion of technical inspections and the time limit for protests.

MCUI (Ulster Centre) Timing @ www.elaps-timing.com



www.amb-it.com

www.mylaps.com

Licensed to: MCUI

IRISH ROAD RACE SUPERSPORT

2012

Pos	No.	Name	Total	Diff	Gap	#1 #2 #3 #4 #5 #6 #7						
						R1	R1	R6	R3	60	R1	R3
1	77	Ryan FARQUHAR	127.5	0	0	25	20	25	25	2.5	x	20
2	3	Michael DUNLOP	96	31.5	31.5	16	25	x	x	10	20	25
3	82	Derek SHEILS	78	49.5	18	x	16	16	20	8	16	2
4	65	Michael SWEENEY	75.5	52	2.5	10	10	20	9	6.5	11	9
5	6	William DUNLOP	61	66.5	14.5	20	x	x	x	x	25	16
6	16	John BURROWS	55.5	72	5.5	9	13	11	x	5.5	7	10
7	86	Derek McGEE	41	86.5	14.5	x	11	x	x	4	13	13
8	111	Brian McCORMACK	41	86.5	0	13	x	10	x	2	10	6
9	93	Paul CRANSTON	33.5	94	7.5	x	9	9	13	2.5	x	x
10	97	Seamus ELLIOTT	33	94.5	0.5	1	3	13	6	3	x	7
11	64	Stephen McKNIGHT	25	102.5	8	3	6	x	16	x	x	x
12	13	Adrian ARCHIBALD	21	106.5	4	11	x	x	x	5	x	5
13	23	Michal DOKOUPIL	18	109.5	3	7	x	1	10	x	x	x
14	35	Trevor FERGUSON	15	112.5	3	x	x	7	8	x	x	x
15	24	Craig SHIRLAW	14	113.5	1	2	x	8	x	x	x	4
16	96	Andy FARRELL	13	114.5	1	4	x	x	x	x	9	x
17	2	Guy MARTIN	11	116.5	2	x	x	x	x	x	x	11
18	31	Shaun ANDERSON	11	116.5	0	x	x	x	11	x	x	x
19	26	Dennis BOOTH	10.5	117	0.5	x	4	x	5	1.5	x	x
20	114	Alan KENNY	10	117.5	0.5	x	x	x	7	x	x	3
21	113	Ronan PENTONY	9	118.5	1	x	x	x	x	1	8	x
22	9	Wayne KIRWAN	8.5	119	0.5	5	x	x	x	3.5	x	x
23	33	Olie LINSDELL	8	119.5	0.5	x	x	x	x	x	x	8
24	136	Jamie COWARD	8	119.5	0	x	8	x	x	x	x	x
25	25	Ivan SHANLEY	8	119.5	0	8	x	x	x	x	x	x
26	63	David MULLIGAN	7	120.5	1	x	7	x	x	x	x	x
27	93	Ciaran O'CALLAGHAN	6	121.5	1	x	x	x	x	x	6	x
28	28	Paul GARTLAND	6	121.5	0	x	x	6	x	x	x	x
29	52	Robert WILSON	6	121.5	0	6	x	x	x	x	x	x
30	150	William DAVISON	6	121.5	0	x	5	x	x	x	x	1
31	103	Reuben McPHEE	5.5	122	0.5	x	x	x	x	0.5	5	x
32	69	Dave WOOLAMS	5	122.5	0.5	x	x	5	x	x	x	x
33	71	Davy MORGAN	4.5	123	0.5	x	x	x	x	4.5	x	x
34	80	Phill ARCHER	4	123.5	0.5	x	x	x	4	x	x	x
35	30	Wayne KENNEDY	4	123.5	0	x	x	4	x	x	x	x
36	27	James McCANN	3	124.5	1	x	x	x	3	x	x	x
37	22	Stephen McILVENNA	3	124.5	0	x	x	3	x	x	x	x
38	4	Sam DUNLOP	2	125.5	1	x	x	2	x	x	x	x
39	42	Rob BARBER	2	125.5	0	x	2	x	x	x	x	x
40	19	Dave HEWSON	1	126.5	1	x	1	x	x	x	x	x

Event Legend

#1	27/04/2012	KDM HIRE COOKSTOWN 100	#5	07/07/2012	AonInsure.ie SKERRIES ROAD RACE
#2	04/05/2012	AROUND A POUND TANDRAGEE 100	#6	14/07/2012	RACE OF THE SOUTH
#3	15/06/2012	MID-ANTRIM 150	#7	27/07/2012	RIVER RIDGE RECYCLING ARMOY ROAD RA
#4	23/06/2012	H2 ENGINEERING BUSH ROAD RACE			

ULSTER ROAD RACE SUPERSPORT

2012

Pos	No.	Name	Total	Diff	Gap	#1 #2 #3 #4 #5				
						R1	R1	R6	R3	R3
1	77	Ryan FARQUHAR	115	0	0	25	20	25	25	20
2	3	Michael DUNLOP	66	49	49	16	25	x	x	25
3	65	Michael SWEENEY	58	57	8	10	10	20	9	9
4	82	Derek SHEILS	54	61	4	x	16	16	20	2
5	16	John BURROWS	43	72	11	9	13	11	x	10
6	6	William DUNLOP	36	79	7	20	x	x	x	16
7	93	Paul CRANSTON	31	84	5	x	9	9	13	x
8	97	Seamus ELLIOTT	30	85	1	1	3	13	6	7
9	111	Brian McCORMACK	29	86	1	13	x	10	x	6
10	64	Stephen McKNIGHT	25	90	4	3	6	x	16	x
11	86	Derek McGEE	24	91	1	x	11	x	x	13
12	23	Michal DOKOUPIL	18	97	6	7	x	1	10	x
13	13	Adrian ARCHIBALD	16	99	2	11	x	x	x	5
14	35	Trevor FERGUSON	15	100	1	x	x	7	8	x
15	24	Craig SHIRLAW	14	101	1	2	x	8	x	4
16	2	Guy MARTIN	11	104	3	x	x	x	x	11
17	31	Shaun ANDERSON	11	104	0	x	x	x	11	x
18	114	Alan KENNY	10	105	1	x	x	x	7	3
19	26	Dennis BOOTH	9	106	1	x	4	x	5	x
20	33	Olie LINSDELL	8	107	1	x	x	x	x	8
21	136	Jamie COWARD	8	107	0	x	8	x	x	x
22	25	Ivan SHANLEY	8	107	0	8	x	x	x	x
23	63	David MULLIGAN	7	108	1	x	7	x	x	x
24	28	Paul GARTLAND	6	109	1	x	x	6	x	x
25	52	Robert WILSON	6	109	0	6	x	x	x	x
26	150	William DAVISON	6	109	0	x	5	x	x	1
27	69	Dave WOOLAMS	5	110	1	x	x	5	x	x
28	9	Wayne KIRWAN	5	110	0	5	x	x	x	x
29	80	Phill ARCHER	4	111	1	x	x	x	4	x
30	30	Wayne KENNEDY	4	111	0	x	x	4	x	x
31	96	Andy FARRELL	4	111	0	4	x	x	x	x
32	27	James McCANN	3	112	1	x	x	x	3	x
33	22	Stephen McILVENNA	3	112	0	x	x	3	x	x
34	4	Sam DUNLOP	2	113	1	x	x	2	x	x
35	42	Rob BARBER	2	113	0	x	2	x	x	x
36	19	Dave HEWSON	1	114	1	x	1	x	x	x

Event Legend

#1	27/04/2012	KDM HIRE COOKSTOWN 100	#4	23/06/2012	H2 ENGINEERING BUSH ROAD RACE
#2	04/05/2012	AROUND A POUND TANDRAGEE 100	#5	27/07/2012	RIVER RIDGE RECYCLING ARMOY ROAD RACE
#3	15/06/2012	MID-ANTRIM 150			