



ARMOY ROAD RACE

The Race of Legends

Friday 27th & Saturday 28th July 2012

promoted by
Armoyn Motorcycle Road Racing Club
www.amrrc.com

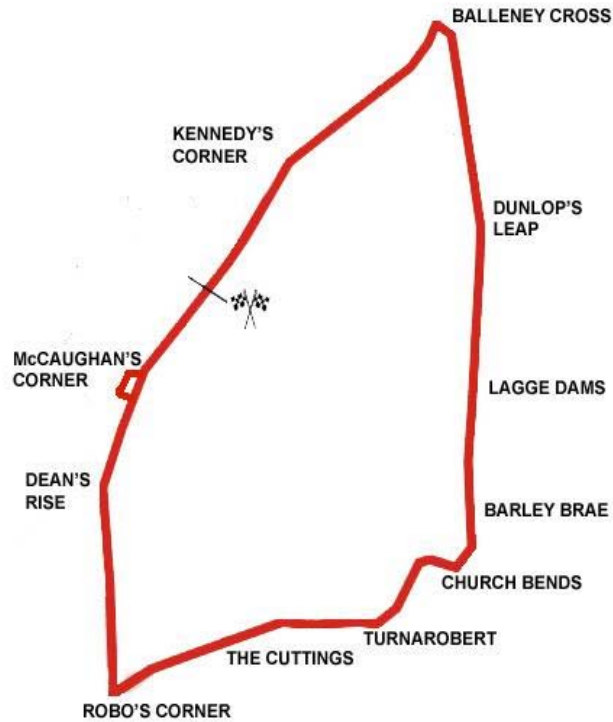
**BALLYMONEY BOROUGH COUNCIL
JUNIOR "JUBILEE" CLASSIC**



northernireland
tourist board



Armoyn Circuit 3.008 miles



Lap Records

Class	Rider	Machine	m s	mph	Year
125cc	William Dunlop	Honda	2 02.397	88.473	2010
Moto 3	to be established				
Moto 450	Ryan Farquhar	Kawasaki	2 00.910	89.561	2011
250cc	Davy Morgan	Honda	1 54.978	94.181	2011
Supersport 400	Robbie Lyall	Kawasaki	2 02.187	88.625	2011
Supertwins	Ryan Farquhar	Kawasaki 650	1 54.130	94.881	2011
Supersport	Michael Dunlop	Yamaha	1 46.448	101.729	2011
Superbike	Michael Dunlop	Kawasaki	1 42.919	105.217	2011
Senior Support	Alan Bonner	Yamaha 600	1 53.302	95.575	2010
Junior Support	Ciaran Donnelly	Honda 250	1 56.206	93.186	2011
Classic 1000cc	Richard Ford	Norton 750	2 07.957	84.628	2011
Classic 500cc	Freddie Stewart	Honda	2 11.491	82.354	2011
Classic 350cc	Keith Costello	Honda	2 15.054	80.181	2011
Classic 250cc	Jeff Ward	Suzuki	2 18.732	78.056	2011

MOST WINS at ARMOY ROAD RACE

Ryan Farquhar	9	2009-11
Michael Dunlop	5	2009-11
William Dunlop	3	2010-11
Dean Harrison	2	2010

ALL TIME IRISH ROAD RACE WINNERS (after the Race of the South 2012)

Most Wins at All Irish Road Race Meetings

1.	Ryan Farquhar	195	1995-12
2.	Joey Dunlop	156	1971-00
3.	Robert Dunlop	135	1980-08
4.	Ray McCullough	109	1960-82
	Phillip McCallen	109	1987-99
6.	Brian Reid	78	1980-94
7.	Darran Lindsay	75	1999-06
	William Dunlop	75	2005-12
9.	James Courtney	66	1992-99
10.	Adrian Archibald	64	1994-06

RIVER RIDGE RECYCLING ARMOY ROAD RACE

CLASSIC 250cc / 350cc

Qualifying


Friday, 27 July 2012



Pos	Class	No	Name	Machine / Sponsor	----- Best Lap -----			On	Laps
					Time	Behind	Speed		
Qualifying Classification									
1	C350	40	Barry DAVIDSON	Drixton Honda 350 - Dempster Racing	2:16.055		79.591	7	7
2	C350	110	Denis GALLAGHER	Drixton Honda 350	2:21.782	5.727	76.376	4	7
3	C350	8	Allan BREW	Drixton Aermacchi 349 - M & D Jacobs	2:22.036	5.981	76.240	6	7
4	C350	6	Keith COSTELLO	Drixton Honda 350 - Gerry O'Sullivan	2:23.376	7.321	75.527	4	7
5	C350	36	David HASTINGS	Honda 350	2:23.891	7.836	75.257	7	7
6	C350	9	Sam KINKEAD	Drixton Honda 350	2:24.663	8.608	74.855	4	7
7	C350	2	Freddie STEWART	Honda 350	2:24.771	8.716	74.800	7	7
8	C250	76	Philip SHAW	Suzuki 250	2:24.827	8.772	74.771	6	7
9	C350	67	Herbie RONAN	Honda 350	2:26.908	10.853	73.711	4	7
10	C350	4	Billy LYLE	Honda 350 - Stewart	2:27.691	11.636	73.321	6	6
11	C350	49	Cathal WHELAN	Honda 350	2:29.592	13.537	72.389	4	6
12	C350	18	Thomas HOGG	Honda 350 - Leonard	2:30.456	14.401	71.973	5	6
13	C250	12	Richard FORD	Suzuki 247 - Bob Jackson Racing	2:33.277	17.222	70.649	4	6
14	C350	17	Roy PHIPPS	Honda 350	2:35.140	19.085	69.800	5	6
15	C350	211	Tim STEPHENSON	Seeley Honda 350 - John Bell	2:36.505	20.450	69.191	3	4
16	C250	43	Alex McVICKER	Honda 250 - John Ennis	2:37.516	21.461	68.747	5	6
17	C250	20	Gary HUTTON	Honda 250	2:40.805	24.750	67.341	3	6
18	C350	52	Michael THOMAS	Honda 350	2:45.406	29.351	65.468	6	6
19	C250	10	Chris BLAIR	Suzuki 250	2:46.283	30.228	65.123	6	6
20	C250	30	Robert WRIGHT	Honda 250	2:58.447	42.392	60.684	4	5
21	C350	83	Thomas CRAIG	Honda 350	3:00.887	44.832	59.865	3	3
22	C250	134	Trevor STEWART	Honda 250 - TJR Racing	3:08.485	52.430	57.452	5	5
23	C250	69	Allen GIBSON	Honda 250	3:10.938	54.883	56.714	3	5
24	C250	15	Dave BROUGH	Honda 250 - Stewart Racing	3:14.110	58.055	55.787	5	5
25	C350	34	Sean LEONARD	Honda 350 - S & M F Racing	3:27.780	1:11.725	52.117	1	2

Provisional result to be confirmed by the Stewards of the Meeting subject to completion of technical inspections & the time limit for protests

Page 1 / 1

Circuit	Armoey	Signed		Organising Club	Armoey MRRC
Length(miles)	3.0080		Chief Timekeeper	Qualifying Started	18:14
Weather	Cloudy	Issued At:	18:40		
Track	Dry				

RIVER RIDGE RECYCLING ARMOY ROAD RACE

CLASSIC 250cc / 350cc

Qualifying

Friday, 27 July 2012

DETAILED RESULT



Qualifying Classification

Position

1 40 Barry DAVIDSON

Behind

Best Time **2:16.055** Best Speed **79.591** On **7** Gp **a**

Lap	Elapsed Time	Lap Time	Lap Speed
1	5:49.958	5:49.958	30.943
2	8:28.548	2:38.590	68.282
3	10:50.373	2:21.825	76.353
4	13:09.197	2:18.824	78.004
5	15:28.288	2:19.091	77.854
6	17:47.613	2:19.325	77.723
7	20:03.668	2:16.055	79.591

2 110 Denis GALLAGHER

Behind **5.727**

Best Time **2:21.782** Best Speed **76.376** On **4** Gp **a**

Lap	Elapsed Time	Lap Time	Lap Speed
1	5:55.788	5:55.788	30.436
2	8:29.020	2:33.232	70.669
3	10:53.256	2:24.236	75.077
4	13:15.038	2:21.782	76.376
5	15:39.381	2:24.343	75.021
6	18:05.946	2:26.565	73.884
7	20:31.007	2:25.061	74.650

3 8 Allan BREW

Behind **5.981**

Best Time **2:22.036** Best Speed **76.240** On **6** Gp **a**

Lap	Elapsed Time	Lap Time	Lap Speed
1	6:08.185	6:08.185	29.411
2	8:42.757	2:34.572	70.057
3	11:06.850	2:24.093	75.151
4	13:31.290	2:24.440	74.971
5	15:54.140	2:22.850	75.805
6	18:16.176	2:22.036	76.240
7	20:38.998	2:22.822	75.820

4 6 Keith COSTELLO

Behind **7.321**

Best Time **2:23.376** Best Speed **75.527** On **4** Gp **a**

Lap	Elapsed Time	Lap Time	Lap Speed
1	6:12.498	6:12.498	29.071
2	8:44.396	2:31.898	71.290
3	11:08.411	2:24.015	75.192
4	13:31.787	2:23.376	75.527
5	15:58.973	2:27.186	73.572
6	18:25.156	2:26.183	74.077
7	20:50.134	2:24.978	74.693

Qualifying Classification

Position

5 36 David HASTINGS

Behind **7.836**

Best Time **2:23.891** Best Speed **75.257** On **7** Gp **a**

Lap	Elapsed Time	Lap Time	Lap Speed
1	6:03.063	6:03.063	29.826
2	8:40.575	2:37.512	68.749
3	11:06.075	2:25.500	74.425
4	13:30.855	2:24.780	74.795
5	15:58.292	2:27.437	73.447
6	18:24.541	2:26.249	74.044
7	20:48.432	2:23.891	75.257

6 9 Sam KINKEAD

Behind **8.608**

Best Time **2:24.663** Best Speed **74.855** On **4** Gp **a**

Lap	Elapsed Time	Lap Time	Lap Speed
1	6:01.191	6:01.191	29.981
2	8:36.632	2:35.441	69.665
3	11:05.697	2:29.065	72.645
4	13:30.360	2:24.663	74.855
5	16:00.546	2:30.186	72.103
6	18:32.658	2:32.112	71.190
7	21:06.559	2:33.901	70.362

7 2 Freddie STEWART

Behind **8.716**

Best Time **2:24.771** Best Speed **74.800** On **7** Gp **a**

Lap	Elapsed Time	Lap Time	Lap Speed
1	5:47.811	5:47.811	31.134
2	8:21.515	2:33.704	70.452
3	10:47.964	2:26.449	73.942
4	13:15.088	2:27.124	73.603
5	15:40.908	2:25.820	74.261
6	18:06.631	2:25.723	74.311
7	20:31.402	2:24.771	74.800

8 76 Philip SHAW

Behind **8.772**

Best Time **2:24.827** Best Speed **74.771** On **6** Gp **a**

Lap	Elapsed Time	Lap Time	Lap Speed
1	6:04.678	6:04.678	29.694
2	8:51.472	2:46.794	64.923
3	11:18.759	2:27.287	73.522
4	13:45.360	2:26.601	73.866
5	16:10.196	2:24.836	74.766
6	18:35.023	2:24.827	74.771
7	21:16.706	2:41.683	66.976

RIVER RIDGE RECYCLING ARMOY ROAD RACE



CLASSIC 250cc / 350cc

Qualifying

Friday, 27 July 2012

DETAILED RESULT

Qualifying Classification

Position

9 **67 Herbie RONAN**
 Behind **10.853**
 Best Time **2:26.908** Best Speed **73.711** On **4** Gp **a**

Lap	Elapsed Time	Lap Time	Lap Speed
1	5:59.415	5:59.415	30.129
2	8:42.516	2:43.101	66.393
3	11:11.549	2:29.033	72.660
4	13:38.457	2:26.908	73.711
5	16:05.699	2:27.242	73.544
6	18:33.554	2:27.855	73.239
7	21:10.368	2:36.814	69.055

10 **4 Billy LYLE**
 Behind **11.636**
 Best Time **2:27.691** Best Speed **73.321** On **6** Gp **a**

Lap	Elapsed Time	Lap Time	Lap Speed
1	5:57.769	5:57.769	30.268
2	8:37.288	2:39.519	67.884
3	11:09.601	2:32.313	71.096
4	13:38.412	2:28.811	72.769
5	16:07.447	2:29.035	72.659
6	18:35.138	2:27.691	73.321

11 **49 Cathal WHELAN**
 Behind **13.537**
 Best Time **2:29.592** Best Speed **72.389** On **4** Gp **a**

Lap	Elapsed Time	Lap Time	Lap Speed
1	5:46.651	5:46.651	31.238
2	8:27.586	2:40.935	67.287
3	10:57.787	2:30.201	72.095
4	13:27.379	2:29.592	72.389
5	15:59.779	2:32.400	71.055
6	18:33.509	2:33.730	70.440

12 **18 Thomas HOGG**
 Behind **14.401**
 Best Time **2:30.456** Best Speed **71.973** On **5** Gp **a**

Lap	Elapsed Time	Lap Time	Lap Speed
1	6:13.168	6:13.168	29.019
2	8:47.781	2:34.613	70.038
3	11:18.363	2:30.582	71.913
4	13:50.628	2:32.265	71.118
5	16:21.084	2:30.456	71.973
6	18:53.078	2:31.994	71.245

Qualifying Classification

Position

13 **12 Richard FORD**
 Behind **17.222**
 Best Time **2:33.277** Best Speed **70.649** On **4** Gp **a**

Lap	Elapsed Time	Lap Time	Lap Speed
1	6:13.399	6:13.399	29.001
2	9:00.873	2:47.474	64.660
3	11:35.826	2:34.953	69.884
4	14:09.103	2:33.277	70.649
5	16:42.582	2:33.479	70.556
6	19:15.875	2:33.293	70.641

14 **17 Roy PHIPPS**
 Behind **19.085**
 Best Time **2:35.140** Best Speed **69.800** On **5** Gp **a**

Lap	Elapsed Time	Lap Time	Lap Speed
1	6:13.662	6:13.662	28.980
2	8:57.521	2:43.859	66.086
3	11:32.916	2:35.395	69.686
4	14:08.184	2:35.268	69.743
5	16:43.324	2:35.140	69.800
6	19:19.575	2:36.251	69.304

15 **211 Tim STEPHENSON**
 Behind **20.450**
 Best Time **2:36.505** Best Speed **69.191** On **3** Gp **a**

Lap	Elapsed Time	Lap Time	Lap Speed
1	6:01.707	6:01.707	29.938
2	8:42.697	2:40.990	67.264
3	11:19.202	2:36.505	69.191
4	13:58.086	2:38.884	68.155

16 **43 Alex McVICKER**
 Behind **21.461**
 Best Time **2:37.516** Best Speed **68.747** On **5** Gp **a**

Lap	Elapsed Time	Lap Time	Lap Speed
1	3:17.554	3:17.554	54.814
2	8:36.268	5:18.714	33.977
3	11:17.310	2:41.042	67.242
4	13:55.700	2:38.390	68.368
5	16:33.216	2:37.516	68.747
6	19:12.313	2:39.097	68.064

RIVER RIDGE RECYCLING ARMOY ROAD RACE



CLASSIC 250cc / 350cc

Qualifying

Friday, 27 July 2012

DETAILED RESULT

Qualifying Classification

Position

17 20 Gary HUTTON

Behind 24.750

Best Time 2:40.805 Best Speed 67.341 On 3 Gp a

Lap	Elapsed Time	Lap Time	Lap Speed
1	6:15.827	6:15.827	28.813
2	9:12.669	2:56.842	61.234
3	11:53.474	2:40.805	67.341
4	14:35.198	2:41.724	66.959
5	17:16.708	2:41.510	67.047
6	19:58.215	2:41.507	67.048

18 52 Michael THOMAS

Behind 29.351

Best Time 2:45.406 Best Speed 65.468 On 6 Gp a

Lap	Elapsed Time	Lap Time	Lap Speed
1	6:19.497	6:19.497	28.535
2	9:19.579	3:00.082	60.133
3	12:36.597	3:17.018	54.964
4	15:27.732	2:51.135	63.276
5	18:13.570	2:45.838	65.297
6	20:58.976	2:45.406	65.468

19 10 Chris BLAIR

Behind 30.228

Best Time 2:46.283 Best Speed 65.123 On 6 Gp a

Lap	Elapsed Time	Lap Time	Lap Speed
1	6:36.901	6:36.901	27.283
2	9:36.971	3:00.070	60.137
3	12:29.180	2:52.209	62.882
4	15:20.049	2:50.869	63.375
5	18:09.928	2:49.879	63.744
6	20:56.211	2:46.283	65.123

20 30 Robert WRIGHT

Behind 42.392

Best Time 2:58.447 Best Speed 60.684 On 4 Gp a

Lap	Elapsed Time	Lap Time	Lap Speed
1	6:19.695	6:19.695	28.520
2	9:24.430	3:04.735	58.618
3	12:27.059	3:02.629	59.294
4	15:25.506	2:58.447	60.684
5	18:28.332	3:02.826	59.230

Qualifying Classification

Position

21 83 Thomas CRAIG

Behind 44.832

Best Time 3:00.887 Best Speed 59.865 On 3 Gp a

Lap	Elapsed Time	Lap Time	Lap Speed
1	6:21.182	6:21.182	28.408
2	9:31.425	3:10.243	56.921
3	12:32.312	3:00.887	59.865

22 134 Trevor STEWART

Behind 52.430

Best Time 3:08.485 Best Speed 57.452 On 5 Gp a

Lap	Elapsed Time	Lap Time	Lap Speed
1	6:02.003	6:02.003	29.914
2	9:19.222	3:17.219	54.907
3	12:31.966	3:12.744	56.182
4	15:43.013	3:11.047	56.681
5	18:51.498	3:08.485	57.452

23 69 Allen GIBSON

Behind 54.883

Best Time 3:10.938 Best Speed 56.714 On 3 Gp a

Lap	Elapsed Time	Lap Time	Lap Speed
1	6:14.154	6:14.154	28.942
2	9:32.501	3:18.347	54.595
3	12:43.439	3:10.938	56.714
4	15:54.502	3:11.063	56.677
5	19:08.139	3:13.637	55.923

24 15 Dave BROUGH

Behind 58.055

Best Time 3:14.110 Best Speed 55.787 On 5 Gp a

Lap	Elapsed Time	Lap Time	Lap Speed
1	6:03.851	6:03.851	29.762
2	9:24.541	3:20.690	53.958
3	12:44.964	3:20.423	54.030
4	15:59.403	3:14.439	55.693
5	19:13.513	3:14.110	55.787

25 34 Sean LEONARD

Behind 1:11.725

Best Time 3:27.780 Best Speed 52.117 On 1 Gp a

Lap	Elapsed Time	Lap Time	Lap Speed
1	3:27.780	3:27.780	52.117
2	8:20.463	4:52.683	36.998

RIVER RIDGE RECYCLING ARMOY ROAD RACE

Sorted on Best Lap time

JUNIOR CLASSIC

Armoiy 3.008 Miles

Junior Classic Qualifying

27/07/2012 17:40

Practice started at 18:15:10

Pos	Class	No.	Name	Machine	Sponsor	SpdTr	Best
1	C350	40	Barry DAVIDSON	Drixton Honda 350	Dempster Racing	111.741	
2	C350	110	Denis GALLAGHER	Drixton Honda 350		111.664	
3	C350	8	Allan BREW	Drixton Aermacchi 349	M & D Jacobs	110.149	
4	C350	6	Keith COSTELLO	Drixton Honda 350	Gerry O'Sullivan	110.000	
5	C350	36	David HASTINGS	Honda 350		113.618	
6	C350	9	Sam KINKEAD	Drixton Honda 350		106.886	
7	C350	2	Freddie STEWART	Honda 350		109.629	
8	C250	76	Philip SHAW	Suzuki 250		107.310	
9	C350	67	Herbie RONAN	Honda 350		100.346	
10	C350	4	Billy LYLE	Honda 350	Stewart	103.612	
11	C350	49	Cathal WHELAN	Honda 350		102.177	
12	C350	18	Thomas HOGG	Honda 350	Leonard	103.217	
13	C250	12	Richard FORD	Suzuki 247	Bob Jackson Racing	101.857	
14	C350	17	Roy PHIPPS	Honda 350		106.048	
15	C350	211	Tim STEPHENSON	Seeley Honda 350	John Bell	91.574	
16	C250	43	Alex McVICKER	Honda 250	John Ennis	93.795	
17	C250	20	Gary HUTTON	Honda 250		90.856	
18	C350	52	Michael THOMAS	Honda 350		96.128	
19	C250	10	Chris BLAIR	Suzuki 250		90.958	
20	C250	30	Robert WRIGHT	Honda 250		84.961	
21	C350	83	Thomas CRAIG	Honda 350		75.271	
22	C250	134	Trevor STEWART	Honda 250	TJR Racing	75.728	
23	C250	69	Allen GIBSON	Honda 250		81.588	
24	C250	15	Dave BROUGH	Honda 250	Stewart Racing	77.314	
25	C350	34	Sean LEONARD	Honda 350	S & M F Racing	101.793	
26	C250	27	Bryan ALLAN	Honda 250	Dempster Racing	10.337	
27	C350	81	Derek ALLAN	Honda 350		37.697	
28	C350	143	Tom PARKES	Honda 350		4.966	

RIVER RIDGE RECYCLING ARMOY ROAD RACE

JUNIOR CLASSIC

Armoey 3.008 Miles


R4: Ballymoney Borough Council Jubilee Junior Classic

28/07/2012 13:00

Race (7 Laps)

RACE 4 - JUNIOR CLASSIC

143	15	11
B	A	
69	134	10
B	A	
30	10	52
C	B	A
		C
20	43	211
C	B	A
17	12	
B	A	
18	49	76
C	B	A
		B
4		4
	A	
67	2	9
C	B	A
36	6	
B	A	
8	110	40
C	B	A
		A
		POLE POSITION



RIVER RIDGE RECYCLING ARMOY ROAD RACE

CLASSIC 250cc / 350cc

Race 4 - Ballymoney Borough Council "Jubilee" Junior Classic

Saturday, 28 July 2012



Pos	Class	No	Name	Machine / Sponsor	Gp	Laps	Total Time	Behind	Speed	-----Best Lap-----		
										Time	Speed	On
Race Classification												
1	C350	40	Barry DAVIDSON	Drixton Honda 350 - Dempster Racing	a	5	12:20.016		73.166	2:25.650	74.348	2
2	C350	8	Allan BREW	Drixton Aermacchi 349 - M & D Jacobs	a	5	12:28.956	8.940	72.293	2:25.862	74.240	5
3	C350	6	Keith COSTELLO	Drixton Honda 350 - Gerry O'Sullivan	a	5	12:30.967	10.951	72.099	2:26.747	73.792	5
4	C350	110	Denis GALLAGHER	Drixton Honda 350	a	5	12:33.901	13.885	71.818	2:28.835	72.757	3
5	C350	143	Tom PARKES	Honda 350	c	5	13:05.763	45.747	68.906	2:34.185	70.233	3
6	C350	34	Sean LEONARD	Honda 350 - S & M F Racing	b	5	13:10.583	50.567	68.486	2:34.012	70.311	5
7	C350	18	Thomas HOGG	Honda 350 - Leonard	b	5	13:10.897	50.881	68.459	2:31.276	71.583	5
8	C350	67	Herbie RONAN	Honda 350	a	5	13:19.743	59.727	67.702	2:35.421	69.674	3
9	C250	27	Bryan ALLAN	Honda 250 - Dempster Racing	c	5	13:28.690	1:08.674	66.953	2:37.826	68.612	3
10	C250	76	Phillip SHAW	Suzuki 250	b	5	13:30.868	1:10.852	66.773	2:39.950	67.701	2
11	C350	49	Cathal WHELAN	Honda 350	b	5	13:49.346	1:29.330	65.285	2:43.654	66.169	2
12	C350	2	Freddie STEWART	Honda 350	a	5	13:53.841	1:33.825	64.933	2:42.109	66.799	3
13	C350	17	Roy PHIPPS	Honda 350	b	5	13:57.139	1:37.123	64.677	2:42.510	66.635	5
14	C250	12	Richard FORD	Suzuki 247 - Bob Jackson Racing	b	5	14:21.383	2:01.367	62.857	2:45.452	65.450	5
15	C250	20	Gary HUTTON	Honda 250	b	5	14:26.164	2:06.148	62.510	2:50.101	63.661	5
16	C250	43	Alex McVICKER	Honda 250 - John Ennis	b	5	14:40.742	2:20.726	61.475	2:50.616	63.469	5
17	C350	52	Michael THOMAS	Honda 350	c	4	12:41.231	1 Lap	56.902	3:06.427	58.086	4
18	C250	30	Robert WRIGHT	Honda 250	c	4	13:44.697	1:03.466	52.523	3:21.860	53.645	4
19	C250	69	Allen GIBSON	Honda 250	c	4	14:00.824	1:19.593	51.515	3:24.802	52.874	4
20	C250	15	Dave BROUGH	Honda 250 - Stewart Racing	c	4	14:04.163	1:22.932	51.311	3:26.327	52.484	4

Fastest Lap


C350	40	Barry DAVIDSON	Drixton Honda 350 - Dempster Racing	a						2:25.650	74.348	2
------	----	----------------	-------------------------------------	---	--	--	--	--	--	----------	--------	---

Not Classified

DNF	C350	211	Tim STEPHENSON	Seeley Honda 350 - John Bell	b	2	5:45.767	3 Laps	62.636	2:50.843	63.385	2
DNF	C250	10	Chris BLAIR	Suzuki 250	c	2	6:27.416	41.649	55.903	3:08.894	57.327	2
DNF	C350	4	Billy LYLE	Honda 350 - Stewart	a	1	2:57.626	4 Laps	60.964	2:57.626	60.964	1

Provisional result to be confirmed by the Stewards of the Meeting subject to completion of technical inspections & the time limit for protests

Page 1 / 1

Circuit	Armoey	Signed		Organising Club	Armoey MRRC
Length(miles)	3.0080		Chief Timekeeper	Race Started	14:25
Weather	Rain	Issued At:	14:44	Gp Time Diff - b 17.49 / c 38.97	
Track	Wet				



MCUI Ulster
Centre Timing
powered by
e-Laps timing software

www.elaps-timing.com



RIVER RIDGE RECYCLING ARMOY ROAD RACE

CLASSIC 250cc / 350cc

Race 4 - Ballymoney Borough Council "Jubilee" Junior Classic

Saturday, 28 July 2012

DETAILED RESULT



Race Classification

1 40 Barry DAVIDSON

Total Time **12:20.016** Avg Speed **73.166** Behind
Best Time **2:25.650** Best Speed **74.348** On **2** Gp **a**

Lap	Elapsed Time	Lap Time	Lap Speed
1	2:30.893	2:30.893	71.765
2	4:56.543	2:25.650	74.348
3	7:22.198	2:25.655	74.346
4	9:51.663	2:29.465	72.450
5	12:20.016	2:28.353	72.993

2 8 Allan BREW

Total Time **12:28.956** Avg Speed **72.293** Behind **8.940**
Best Time **2:25.862** Best Speed **74.240** On **5** Gp **a**

Lap	Elapsed Time	Lap Time	Lap Speed
1	2:37.667	2:37.667	68.681
2	5:05.519	2:27.852	73.241
3	7:34.916	2:29.397	72.483
4	10:03.094	2:28.178	73.080
5	12:28.956	2:25.862	74.240

3 6 Keith COSTELLO

Total Time **12:30.967** Avg Speed **72.099** Behind **10.951**
Best Time **2:26.747** Best Speed **73.792** On **5** Gp **a**

Lap	Elapsed Time	Lap Time	Lap Speed
1	2:36.036	2:36.036	69.399
2	5:03.905	2:27.869	73.232
3	7:33.925	2:30.020	72.182
4	10:04.220	2:30.295	72.050
5	12:30.967	2:26.747	73.792

4 110 Denis GALLAGHER

Total Time **12:33.901** Avg Speed **71.818** Behind **13.885**
Best Time **2:28.835** Best Speed **72.757** On **3** Gp **a**

Lap	Elapsed Time	Lap Time	Lap Speed
1	2:33.933	2:33.933	70.347
2	5:03.864	2:29.931	72.225
3	7:32.699	2:28.835	72.757
4	10:04.233	2:31.534	71.461
5	12:33.901	2:29.668	72.352

Race Classification

5 143 Tom PARKES

Total Time **13:05.763** Avg Speed **68.906** Behind **45.747**
Best Time **2:34.185** Best Speed **70.233** On **3** Gp **c**

Lap	Elapsed Time	Lap Time	Lap Speed
1	2:45.006	2:45.006	65.627
2	5:22.543	2:37.537	68.738
3	7:56.728	2:34.185	70.233
4	10:31.421	2:34.693	70.002
5	13:05.763	2:34.342	70.161

6 34 Sean LEONARD

Total Time **13:10.583** Avg Speed **68.486** Behind **50.567**
Best Time **2:34.012** Best Speed **70.311** On **5** Gp **b**

Lap	Elapsed Time	Lap Time	Lap Speed
1	2:48.597	2:48.597	64.229
2	5:25.542	2:36.945	68.997
3	7:59.901	2:34.359	70.153
4	10:36.571	2:36.670	69.119
5	13:10.583	2:34.012	70.311

7 18 Thomas HOGG

Total Time **13:10.897** Avg Speed **68.459** Behind **50.881**
Best Time **2:31.276** Best Speed **71.583** On **5** Gp **b**

Lap	Elapsed Time	Lap Time	Lap Speed
1	2:43.477	2:43.477	66.241
2	5:23.413	2:39.936	67.707
3	7:59.919	2:36.506	69.191
4	10:39.621	2:39.702	67.806
5	13:10.897	2:31.276	71.583

8 67 Herbie RONAN

Total Time **13:19.743** Avg Speed **67.702** Behind **59.727**
Best Time **2:35.421** Best Speed **69.674** On **3** Gp **a**

Lap	Elapsed Time	Lap Time	Lap Speed
1	2:45.508	2:45.508	65.428
2	5:23.450	2:37.942	68.562
3	7:58.871	2:35.421	69.674
4	10:42.439	2:43.568	66.204
5	13:19.743	2:37.304	68.840



MCUI Ulster
Centre Timing
powered by
e-Laps timing software

www.elaps-timing.com



RIVER RIDGE RECYCLING ARMOY ROAD RACE



CLASSIC 250cc / 350cc

Race 4 - Ballymoney Borough Council "Jubilee" Junior Classic

Saturday, 28 July 2012

DETAILED RESULT

Race Classification

9 27 Bryan ALLAN

Total Time **13:28.690** Avg Speed **66.953** Behind **1:08.674**
 Best Time **2:37.826** Best Speed **68.612** On **3** Gp **c**

Lap	Elapsed Time	Lap Time	Lap Speed
1	2:47.078	2:47.078	64.813
2	5:26.443	2:39.365	67.950
3	8:04.269	2:37.826	68.612
4	10:46.528	2:42.259	66.738
5	13:28.690	2:42.162	66.778

Race Classification

13 17 Roy PHIPPS

Total Time **13:57.139** Avg Speed **64.677** Behind **1:37.123**
 Best Time **2:42.510** Best Speed **66.635** On **5** Gp **b**

Lap	Elapsed Time	Lap Time	Lap Speed
1	2:56.843	2:56.843	61.234
2	5:45.235	2:48.392	64.307
3	8:29.946	2:44.711	65.744
4	11:14.629	2:44.683	65.755
5	13:57.139	2:42.510	66.635

10 76 Philip SHAW

Total Time **13:30.868** Avg Speed **66.773** Behind **1:10.852**
 Best Time **2:39.950** Best Speed **67.701** On **2** Gp **b**

Lap	Elapsed Time	Lap Time	Lap Speed
1	2:45.996	2:45.996	65.235
2	5:25.946	2:39.950	67.701
3	8:06.690	2:40.744	67.367
4	10:49.772	2:43.082	66.401
5	13:30.868	2:41.096	67.220

14 12 Richard FORD

Total Time **14:21.383** Avg Speed **62.857** Behind **2:01.367**
 Best Time **2:45.452** Best Speed **65.450** On **5** Gp **b**

Lap	Elapsed Time	Lap Time	Lap Speed
1	3:05.007	3:05.007	58.532
2	5:59.032	2:54.025	62.226
3	8:46.138	2:47.106	64.802
4	11:35.931	2:49.793	63.776
5	14:21.383	2:45.452	65.450

11 49 Cathal WHELAN

Total Time **13:49.346** Avg Speed **65.285** Behind **1:29.330**
 Best Time **2:43.654** Best Speed **66.169** On **2** Gp **b**

Lap	Elapsed Time	Lap Time	Lap Speed
1	2:48.455	2:48.455	64.283
2	5:32.109	2:43.654	66.169
3	8:16.369	2:44.260	65.925
4	11:03.532	2:47.163	64.780
5	13:49.346	2:45.814	65.307

15 20 Gary HUTTON

Total Time **14:26.164** Avg Speed **62.510** Behind **2:06.148**
 Best Time **2:50.101** Best Speed **63.661** On **5** Gp **b**

Lap	Elapsed Time	Lap Time	Lap Speed
1	3:01.432	3:01.432	59.685
2	5:52.842	2:51.410	63.175
3	8:44.292	2:51.450	63.160
4	11:36.063	2:51.771	63.042
5	14:26.164	2:50.101	63.661

12 2 Freddie STEWART

Total Time **13:53.841** Avg Speed **64.933** Behind **1:33.825**
 Best Time **2:42.109** Best Speed **66.799** On **3** Gp **a**

Lap	Elapsed Time	Lap Time	Lap Speed
1	2:50.807	2:50.807	63.398
2	5:33.991	2:43.184	66.359
3	8:16.100	2:42.109	66.799
4	11:07.049	2:50.949	63.345
5	13:53.841	2:46.792	64.924

16 43 Alex McVICKER

Total Time **14:40.742** Avg Speed **61.475** Behind **2:20.726**
 Best Time **2:50.616** Best Speed **63.469** On **5** Gp **b**

Lap	Elapsed Time	Lap Time	Lap Speed
1	3:08.803	3:08.803	57.355
2	6:02.297	2:53.494	62.416
3	8:56.027	2:53.730	62.331
4	11:50.126	2:54.099	62.199
5	14:40.742	2:50.616	63.469

RIVER RIDGE RECYCLING ARMOY ROAD RACE

CLASSIC 250cc / 350cc

Race 4 - Ballymoney Borough Council "Jubilee" Junior Classic

Saturday, 28 July 2012

DETAILED RESULT



Race Classification

17 52 Michael THOMAS

Total Time **12:41.231** Avg Speed **56.902** Behind **1 Lap**
Best Time **3:06.427** Best Speed **58.086** On **4** Gp **c**

Lap	Elapsed Time	Lap Time	Lap Speed
1	3:18.103	3:18.103	54.662
2	6:27.230	3:09.127	57.257
3	9:34.804	3:07.574	57.731
4	12:41.231	3:06.427	58.086

18 30 Robert WRIGHT

Total Time **13:44.697** Avg Speed **52.523** Behind **1:03.466**
Best Time **3:21.860** Best Speed **53.645** On **4** Gp **c**

Lap	Elapsed Time	Lap Time	Lap Speed
1	3:33.205	3:33.205	50.791
2	6:55.893	3:22.688	53.426
3	10:22.837	3:26.944	52.327
4	13:44.697	3:21.860	53.645

19 69 Allen GIBSON

Total Time **14:00.824** Avg Speed **51.515** Behind **1:19.593**
Best Time **3:24.802** Best Speed **52.874** On **4** Gp **c**

Lap	Elapsed Time	Lap Time	Lap Speed
1	3:37.730	3:37.730	49.735
2	7:04.026	3:26.296	52.492
3	10:36.022	3:31.996	51.080
4	14:00.824	3:24.802	52.874

20 15 Dave BROUGH

Total Time **14:04.163** Avg Speed **51.311** Behind **1:22.932**
Best Time **3:26.327** Best Speed **52.484** On **4** Gp **c**

Lap	Elapsed Time	Lap Time	Lap Speed
1	3:39.802	3:39.802	49.266
2	7:07.188	3:27.386	52.216
3	10:37.836	3:30.648	51.407
4	14:04.163	3:26.327	52.484

Not Classified

DNF 211 Tim STEPHENSON

Total Time **5:45.767** Avg Speed **62.636** Behind **3 Laps**
Best Time **2:50.843** Best Speed **63.385** On **2** Gp **b**

Lap	Elapsed Time	Lap Time	Lap Speed
1	2:54.924	2:54.924	61.906
2	5:45.767	2:50.843	63.385

Not Classified

DNF 10 Chris BLAIR

Total Time **6:27.416** Avg Speed **55.903** Behind **41.649**
Best Time **3:08.894** Best Speed **57.327** On **2** Gp **c**

Lap	Elapsed Time	Lap Time	Lap Speed
1	3:18.522	3:18.522	54.547
2	6:27.416	3:08.894	57.327

DNF 4 Billy LYLE

Total Time **2:57.626** Avg Speed **60.964** Behind **4 Laps**
Best Time **2:57.626** Best Speed **60.964** On **1** Gp **a**

Lap	Elapsed Time	Lap Time	Lap Speed
1	2:57.626	2:57.626	60.964



MCUI Ulster
Centre Timing
powered by
e-Laps timing software

www.elaps-timing.com



RIVER RIDGE RECYCLING ARMOY ROAD RACE

CLASSIC 250cc / 350cc

Race 4 - Ballymoney Borough Council "Jubilee" Junior Classic

LAP CHART



1					3					5				
No	Name	G	Elapsed Time	Lap Time	No	Name	G	Elapsed Time	Lap Time	No	Name	G	Elapsed Time	Lap Time
40	Barry DAVIDSON	a	2:30.893	2:30.893	40	Barry DAVIDSON	a	7:22.198	2:25.655	40	Barry DAVIDSON	a	12:20.016	2:28.353
110	Denis GALLAGHER	a	2:33.933	2:33.933	110	Denis GALLAGHER	a	7:32.699	2:28.835	8	Allan BREW	a	12:28.956	2:25.862
6	Keith COSTELLO	a	2:36.036	2:36.036	6	Keith COSTELLO	a	7:33.925	2:30.020	6	Keith COSTELLO	a	12:30.967	2:26.747
8	Allan BREW	a	2:37.667	2:37.667	8	Allan BREW	a	7:34.916	2:29.397	110	Denis GALLAGHER	a	12:33.901	2:29.668
18	Thomas HOGG	b	2:43.477	2:43.477	143	Tom PARKES	c	7:56.728	2:34.185	143	Tom PARKES	c	13:05.763	2:34.342
143	Tom PARKES	c	2:45.006	2:45.006	67	Herbie RONAN	a	7:58.871	2:35.421	34	Sean LEONARD	b	13:10.583	2:34.012
67	Herbie RONAN	a	2:45.508	2:45.508	34	Sean LEONARD	b	7:59.901	2:34.359	18	Thomas HOGG	b	13:10.897	2:31.276
76	Philip SHAW	b	2:45.996	2:45.996	18	Thomas HOGG	b	7:59.919	2:36.506	67	Herbie RONAN	a	13:19.743	2:37.304
27	Bryan ALLAN	c	2:47.078	2:47.078	27	Bryan ALLAN	c	8:04.269	2:37.826	27	Bryan ALLAN	c	13:28.690	2:42.162
49	Cathal WHELAN	b	2:48.455	2:48.455	76	Philip SHAW	b	8:06.690	2:40.744	76	Philip SHAW	b	13:30.868	2:41.096
34	Sean LEONARD	b	2:48.597	2:48.597	2	Freddie STEWART	a	8:16.100	2:42.109	49	Cathal WHELAN	b	13:49.346	2:45.814
2	Freddie STEWART	a	2:50.807	2:50.807	49	Cathal WHELAN	b	8:16.369	2:44.260	2	Freddie STEWART	a	13:53.841	2:46.792
211	Tim STEPHENSON	b	2:54.924	2:54.924	17	Roy PHIPPS	b	8:29.946	2:44.711	17	Roy PHIPPS	b	13:57.139	2:42.510
17	Roy PHIPPS	b	2:56.843	2:56.843	20	Gary HUTTON	b	8:44.292	2:51.450	12	Richard FORD	b	14:21.383	2:45.452
4	Billy LYLE	a	2:57.626	2:57.626	12	Richard FORD	b	8:46.138	2:47.106	20	Gary HUTTON	b	14:26.164	2:50.101
20	Gary HUTTON	b	3:01.432	3:01.432	43	Alex McVICKER	b	8:56.027	2:53.730	43	Alex McVICKER	b	14:40.742	2:50.616
12	Richard FORD	b	3:05.007	3:05.007	52	Michael THOMAS	c	9:34.804	3:07.574					
43	Alex McVICKER	b	3:08.803	3:08.803	30	Robert WRIGHT	c	10:22.837	3:26.944					
52	Michael THOMAS	c	3:18.103	3:18.103	69	Allen GIBSON	c	10:36.022	3:31.996					
10	Chris BLAIR	c	3:18.522	3:18.522	15	Dave BROUGH	c	10:37.836	3:30.648					
30	Robert WRIGHT	c	3:33.205	3:33.205										
69	Allen GIBSON	c	3:37.730	3:37.730										
15	Dave BROUGH	c	3:39.802	3:39.802										

2					4				
No	Name	G	Elapsed Time	Lap Time	No	Name	G	Elapsed Time	Lap Time
40	Barry DAVIDSON	a	4:56.543	2:25.650	40	Barry DAVIDSON	a	9:51.663	2:29.465
110	Denis GALLAGHER	a	5:03.864	2:29.931	8	Allan BREW	a	10:03.094	2:28.178
6	Keith COSTELLO	a	5:03.905	2:27.869	6	Keith COSTELLO	a	10:04.220	2:30.295
8	Allan BREW	a	5:05.519	2:27.852	110	Denis GALLAGHER	a	10:04.233	2:31.534
143	Tom PARKES	c	5:22.543	2:37.537	143	Tom PARKES	c	10:31.421	2:34.693
18	Thomas HOGG	b	5:23.413	2:39.936	34	Sean LEONARD	b	10:36.571	2:36.670
67	Herbie RONAN	a	5:23.450	2:37.942	18	Thomas HOGG	b	10:39.621	2:39.702
34	Sean LEONARD	b	5:25.542	2:36.945	67	Herbie RONAN	a	10:42.439	2:43.568
76	Philip SHAW	b	5:25.946	2:39.950	27	Bryan ALLAN	c	10:46.528	2:42.259
27	Bryan ALLAN	c	5:26.443	2:39.365	76	Philip SHAW	b	10:49.772	2:43.082
49	Cathal WHELAN	b	5:32.109	2:43.654	49	Cathal WHELAN	b	11:03.532	2:47.163
2	Freddie STEWART	a	5:33.991	2:43.184	2	Freddie STEWART	a	11:07.049	2:50.949
17	Roy PHIPPS	b	5:45.235	2:48.392	17	Roy PHIPPS	b	11:14.629	2:44.683
211	Tim STEPHENSON	b	5:45.767	2:50.843	12	Richard FORD	b	11:35.931	2:49.793
20	Gary HUTTON	b	5:52.842	2:51.410	20	Gary HUTTON	b	11:36.063	2:51.771
12	Richard FORD	b	5:59.032	2:54.025	43	Alex McVICKER	b	11:50.126	2:54.099
43	Alex McVICKER	b	6:02.297	2:53.494	52	Michael THOMAS	c	12:41.231	3:06.427
52	Michael THOMAS	c	6:27.230	3:09.127	30	Robert WRIGHT	c	13:44.697	3:21.860
10	Chris BLAIR	c	6:27.416	3:08.894	69	Allen GIBSON	c	14:00.824	3:24.802
30	Robert WRIGHT	c	6:55.893	3:22.688	15	Dave BROUGH	c	14:04.163	3:26.327
69	Allen GIBSON	c	7:04.026	3:26.296					
15	Dave BROUGH	c	7:07.188	3:27.386					

RIVER RIDGE RECYCLING ARMOY ROAD RACE
Sorted on Laps
JUNIOR CLASSIC

Armoiy 3.008 Miles

R4: Ballymoney Borough Council Jubilee Junior Classic

28/07/2012 13:00

Race (5 Laps) started at 14:25:54

Pos	Class	No.	Name	Machine	Sponsor	SpdTr	Best
1	C350	40	Barry DAVIDSON	Drixton Honda 350	Dempster Racing	109.186	
2	C350	8	Allan BREW	Drixton Aermacchi	M & D Jacobs	107.381	
3	C350	6	Keith COSTELLO	Drixton Honda 350	Gerry O'Sullivan	107.168	
4	C350	110	Denis GALLAGHER	Drixton Honda 350		107.098	
5	C350	143	Tom PARKES	Honda 350		99.546	
6	C350	34	Sean LEONARD	Honda 350	S & M F Racing	103.348	
7	C350	18	Thomas HOGG	Honda 350	Leonard	102.049	
8	C350	67	Herbie RONAN	Honda 350		99.181	
9	C250	27	Bryan ALLAN	Honda 250	Dempster Racing	98.400	
10	C250	76	Philip SHAW	Suzuki 250		95.003	
11	C350	49	Cathal WHELAN	Honda 350		99.060	
12	C350	2	Freddie STEWART	Honda 350		98.579	
13	C350	17	Roy PHIPPS	Honda 350		104.412	
14	C250	12	Richard FORD	Suzuki 247	Bob Jackson Racing	94.671	
15	C250	20	Gary HUTTON	Honda 250		90.300	
16	C250	43	Alex McVICKER	Honda 250	John Ennis	88.624	
17	C350	52	Michael THOMAS	Honda 350		86.362	
18	C250	30	Robert WRIGHT	Honda 250		74.683	
19	C250	69	Allen GIBSON	Honda 250		75.551	
20	C250	15	Dave BROUGH	Honda 250	Stewart Racing	74.171	

Not classified ()

DNF	C350	211	Tim STEPHENSON	Seeley Honda 350	John Bell	97.866	
DNF	C250	10	Chris BLAIR	Suzuki 250		83.777	
DNF	C350	4	Billy LYLE	Honda 350	Stewart	89.652	
DNF	C350	9	Sam KINKEAD	Drixton Honda 350		44.814	

Margin of Victory	Avg. Speed	Best Lap Tm	Best Speed	Best Lap by
8.939	73.166	2:25.651	74.348	40 - Barry DAVIDSON

Promoted by Armoiy Motorcycle Road Racing Club

Orbits

Provisional result to be confirmed by the Stewards of the Meeting subject to the completion of technical inspections and the time limit for protests.

 MCUI (Ulster Centre) Timing @ www.elaps-timing.com

www.amb-it.com
www.mylaps.com

Licensed to: MCUI

IRISH ROAD RACE CLASSIC 250cc

2012

Pos	No.	Name	Total	Diff	Gap	#1	#2	#3	#4	#5	#6	#7
						R1	R1	R2	R2	Cl	R1	R4
1	76	Philip SHAW	165	0	0	20	25	25	25	25	25	20
2	27	Bryan ALLAN	113	52	52	16	x	20	16	16	20	25
3	43	Alex McVICKER	85	80	28	10	13	16	13	11	11	11
4	12	Richard FORD	69	96	16	x	x	x	20	20	13	16
5	30	Robert WRIGHT	68	97	1	9	16	13	10	x	10	10
6	20	Gary HUTTON	57	108	11	x	20	x	11	13	x	13
7	69	Allen GIBSON	37	128	20	8	11	9	x	x	x	9
8	34	Trevor STEWART	29	136	8	x	x	11	9	x	9	x
9	15	Dave BROUGH	26	139	3	x	x	10	8	x	x	8
10	11	Peter WAKEFIELD	25	140	1	25	x	x	x	x	x	x
11	46	Dave BROWN	16	149	9	x	x	x	x	x	16	x
12	40	Barry DAVIDSON	13	152	3	13	x	x	x	x	x	x
13	23	Alan SMALLBONES	11	154	2	11	x	x	x	x	x	x

Event Legend

#1	27/04/2012	KDM HIRE COOKSTOWN 100	#5	07/07/2012	AonInsure.ie SKERRIES ROAD RACE
#2	04/05/2012	AROUND A POUND TANDRAGEE 100	#6	14/07/2012	RACE OF THE SOUTH
#3	15/06/2012	MID-ANTRIM 150	#7	27/07/2012	RIVER RIDGE RECYCLING ARMOY ROAD RA
#4	23/06/2012	H2 ENGINEERING BUSH ROAD RACE			

IRISH ROAD RACE CLASSIC 350cc

2012

Pos	No.	Name	Total	Diff	Gap	#1	#2	#3	#4	#5	#6	#7
						R1	R1	R2	R2	Cl	R1	R4
1	6	Keith COSTELLO	141	0	0	25	25	25	x	25	25	16
2	8	Allan BREW	109	32	32	20	20	10	20	10	9	20
3	40	Barry DAVIDSON	106	35	3	16	x	20	25	20	x	25
4	10	Denis GALLAGHER	104	37	2	10	16	16	16	13	20	13
5	36	David HASTINGS	54	87	50	11	9	13	11	x	10	x
6	134	Sean LEONARD	50	91	4	x	x	x	13	11	16	10
7	67	Herbie RONAN	46	95	4	7	13	x	10	8	x	8
8	2	Freddie STEWART	46	95	0	13	x	x	9	7	11	6
9	9	Sam KINKEAD	39	102	7	9	x	x	8	9	13	x
10	18	Thomas HOGG	32	109	7	6	x	11	6	x	x	9
11	17	Roy PHIPPS	30	111	2	5	7	8	5	x	x	5
12	4	Billy LYLE	24	117	6	8	x	x	7	4	5	x
13	211	Tim STEPHENSON	23	118	1	3	11	9	x	x	x	x
14	52	Michael THOMAS	21	120	2	x	6	7	4	x	x	4
15	24	George STINSON	18	123	3	x	10	x	x	x	8	x
16	49	Cathal WHELAN	18	123	0	4	x	x	x	x	7	7
17	66	Ed MANLY jnr	16	125	2	x	x	x	x	16	x	x
18	143	Tom PARKES	11	130	5	x	x	x	x	x	x	11
19	46	Joe LOCKHART	8	133	3	x	8	x	x	x	x	x
20	115	Sandy BROWN	6	135	2	x	x	x	x	x	6	x
21	44	Sean HENRY	6	135	0	x	x	x	x	6	x	x
22	45	Les CROSS	5	136	1	x	x	x	x	5	x	x
23	50	John JONES	5	136	0	x	x	x	x	3	2	x
24	34	Trevor STEWART	5	136	0	x	5	x	x	x	x	x
25	28	Ivan CROWE	4	137	1	x	x	x	x	x	4	x
26	67	Kevin CALLAN	3	138	1	x	x	x	x	x	3	x
27	191	Tony WILLIS	2	139	1	x	x	x	x	2	x	x
28	99	Mark McCLOSKEY	1	140	1	x	x	x	x	1	x	x

Event Legend

#1	27/04/2012	KDM HIRE COOKSTOWN 100	#5	07/07/2012	AonInsure.ie SKERRIES ROAD RACE
#2	04/05/2012	AROUND A POUND TANDRAGEE 100	#6	14/07/2012	RACE OF THE SOUTH
#3	15/06/2012	MID-ANTRIM 150	#7	27/07/2012	RIVER RIDGE RECYCLING ARMOY ROAD RA
#4	23/06/2012	H2 ENGINEERING BUSH ROAD RACE			

ULSTER ROAD RACE CLASSIC 250cc

2012

Pos	No.	Name	Total	Diff	Gap	#1 #2 #3 #4 #5				
						R1	R1	R2	R2	R4
1	76	Philip SHAW	115	0	0	20	25	25	25	20
2	27	Bryan ALLAN	77	38	38	16	x	20	16	25
3	43	Alex McVICKER	63	52	14	10	13	16	13	11
4	30	Robert WRIGHT	58	57	5	9	16	13	10	10
5	20	Gary HUTTON	44	71	14	x	20	x	11	13
6	69	Allen GIBSON	37	78	7	8	11	9	x	9
7	12	Richard FORD	36	79	1	x	x	x	20	16
8	15	Dave BROUGH	26	89	10	x	x	10	8	8
9	11	Peter WAKEFIELD	25	90	1	25	x	x	x	x
10	34	Trevor STEWART	20	95	5	x	x	11	9	x
11	40	Barry DAVIDSON	13	102	7	13	x	x	x	x
12	23	Alan SMALLBONES	11	104	2	11	x	x	x	x

Event Legend

#1	27/04/2012	KDM HIRE COOKSTOWN 100	#4	23/06/2012	H2 ENGINEERING BUSH ROAD RACE
#2	04/05/2012	AROUND A POUND TANDRAGEE 100	#5	27/07/2012	RIVER RIDGE RECYCLING ARMOY ROAD RA
#3	15/06/2012	MID-ANTRIM 150			

ULSTER ROAD RACE CLASSIC 350cc

2012

Pos	No.	Name	Total	Diff	Gap	#1 #2 #3 #4 #5				
						R1	R1	R2	R2	R4
1	6	Keith COSTELLO	91	0	0	25	25	25	x	16
2	8	Allan BREW	90	1	1	20	20	10	20	20
3	40	Barry DAVIDSON	86	5	4	16	x	20	25	25
4	10	Denis GALLAGHER	71	20	15	10	16	16	16	13
5	36	David HASTINGS	44	47	27	11	9	13	11	x
6	67	Herbie RONAN	38	53	6	7	13	x	10	8
7	18	Thomas HOGG	32	59	6	6	x	11	6	9
8	17	Roy PHIPPS	30	61	2	5	7	8	5	5
9	2	Freddie STEWART	28	63	2	13	x	x	9	6
10	134	Sean LEONARD	23	68	5	x	x	x	13	10
11	211	Tim STEPHENSON	23	68	0	3	11	9	x	x
12	52	Michael THOMAS	21	70	2	x	6	7	4	4
13	9	Sam KINKEAD	17	74	4	9	x	x	8	x
14	4	Billy LYLE	15	76	2	8	x	x	7	x
15	143	Tom PARKES	11	80	4	x	x	x	x	11
16	49	Cathal WHELAN	11	80	0	4	x	x	x	7
17	24	George STINSON	10	81	1	x	10	x	x	x
18	46	Joe LOCKHART	8	83	2	x	8	x	x	x
19	34	Trevor STEWART	5	86	3	x	5	x	x	x

Event Legend

#1	27/04/2012	KDM HIRE COOKSTOWN 100	#4	23/06/2012	H2 ENGINEERING BUSH ROAD RACE
#2	04/05/2012	AROUND A POUND TANDRAGEE 100	#5	27/07/2012	RIVER RIDGE RECYCLING ARMOY ROAD RA
#3	15/06/2012	MID-ANTRIM 150			